

Georgia National Fair

Georgia Living

Youth Educational Exhibits and Competitions Online Registration Instructions

Email the Georgia Living office at contests@gnfa.com to obtain your password. You must include your club contact information (address, phone number, advisor's/agent's email address) in the email.

The deadline to request a password is September 18, 2023 (September 1 for TSA). You will not be able to register your club without a password. Please allow up to 2 days to receive your password after it has been requested. **Entry deadline is September 20 (September 6 for TSA).**

Once you receive your password, you are ready to enter.

REMEMBER

All entries will be registered in the "**club**" name and student names **must** be entered in the "**Student Name**" field.

EXAMPLE: First Name – County Name
Last Name – 4-H

To begin online registration, go to:

www.georgianationalfair.com.

Place your cursor over 'Georgia Living'. When the drop-down list appears, click on 'Youth Educational Exhibits'.



You are now on the 'Youth Educational Exhibits' page. Please take the time to read the rules and information about the competitions, as well as information about online registration. We recommend that you print the competition information for your department to refer to as you register.

*****Entries registered incorrectly will be disqualified.*****

Home » Georgia Living » Youth Educational Exhibits

Youth Educational Exhibits

Youth Educational Exhibits and Competitions are comprised mostly of school organizations. Exhibitors must be members of these organizations to enter. Organizations competing currently at the Georgia National Fair include 4-H, CTI, FCCLA, FFA, HOSA, SkillsUSA, and TSA. Members/students compete with static exhibits as well as live competitions on site. All potential exhibitors are required to read the Youth Educational Exhibits General Rules in addition to the rules for the department in which they plan to enter. All entries in the Youth Educational Exhibits must be submitted online by the agent or club advisor. Please email any questions you may have about the Georgia Living Programs to contests@gnfa.com.

Our office hours are 8:30 AM- 4:30 PM Monday - Friday. Please email any questions you may have about the Georgia Living Programs to contests@gnfa.com.

REGISTRATION FOR ALL DEPARTMENTS WILL OPEN IN AUGUST.

All premium checks will be made out to the club/organization and mailed to the school/4-H office by USPS Priority Mail within six weeks after the fair is over. All entries will be registered in the "club" name and student names will be entered in the "Student Name" field.

To view 2022 competition results, [CLICK HERE](#).

2023 UPDATED INFORMATION HAS BEEN POSTED IN SOME DEPARTMENTS. OTHERS WILL BE POSTED AS THEY ARE REVISED.

Competitions

- [2023 Youth Ed General Rules](#)
- [2022 4-H](#)
- [2023 CTI](#)
- [2023 FCCLA](#)
- [2023 FFA](#)
- [2023 HOSA](#)
- [2023 SkillsUSA](#)
- [2023 TSA](#)

Printable Forms

Feel free to print the worksheets provided and have your students fill them out to reference when you register.

The Recipe Format Information is for all cooking contests to provide a uniform format for all entries turned in for contests.

- [Youth Education Worksheet](#)
- [Worksheet](#)
- [Recipe Format Information](#)

Online Entries

Registration for all Youth Educational Exhibits begins in August.

- Prior to registering, teachers/advisors/agents must obtain a password by contacting contests@gnfa.com.
- Your school's contact information (address, phone number, advisor's/agent's email address) MUST be included in the email.
- Deadline to obtain password is two days before entry deadline.
- Note: It may take up to two business days to process password requests, so please do not wait until deadline day to make your request.**
- When you get to the online registration site, click the blue "Sign in" button at the top right of the page, then choose "Club" from the drop-down menu.
- Choose your club name and enter your password to proceed.
- ALL competitions must be entered with the school name (or county name for 4-H) in the first name field and the type of organization (4-H, FFA, FCCLA, etc.) in the last name field. Student names will be entered in the Student Name field when the advisor/agent makes the entry.
- There will be no substitutions allowed. Placeholders may not be used for student names.
- Entries registered incorrectly will be disqualified.**
- Be sure to read your department's information in the "Competitions" section; print to use as a reference during registration.

[2022 Online Entry Instructions](#)

The registration link is located at the bottom of the Online Entries sections.

You have now entered the **'online registration site'**.

1. Please take the time to read the instructions before proceeding.
2. Once you have read the instructions, click the blue **'Sign-In'** button at the top, right hand side of the page.

The screenshot shows the Georgia Living Youth Educational Exhibits registration site. At the top, a dark blue header contains the text "Georgia Living Youth Educational Exhibits" and "Georgia National Fair" on the left, and "Home" and "Sign In" buttons on the right. A yellow arrow labeled "2" points to the "Sign In" button. Below the header is a progress bar with five steps: 1 Register, 2 Entries, 3 Review, 4 Confirm, and 5 Finish. On the left side, there is a logo for "ShoWorks" (software and technology for fairs) and a "Welcome" message with a "Printer Friendly Version" link. In the center, a white box contains instructions: "Please refer to the General Rules found at <https://www.georgianationalfair.com/p/georgialiving/youth> before completing your entry. To begin registration, click the blue Sign In button at the top right of this screen. YOU MUST LOG IN AS A CLUB TO REGISTER. TSA entries must be completed by September 6, 2023 at 11:59 pm. All other entries must be completed by September 20, 2023 at 11:59 p.m. No entries will be processed after this time. Place holders may not be used when creating entries: exhibitor name must be used. Incorrect entries will be disqualified." A yellow arrow labeled "1" points to this instruction box.

You will need to sign in as a **'Club'**. Use the drop-down menu to choose **'club'** in the **'I am a'** field.

Georgia Living Youth Educational Exhibits
Georgia National Fair

Home Sign In

Sign In

I am a... -- Choose a type --

ShoWorks
software and technology for fairs
Powered by ShoWorks

Use the drop-down menu to choose your **‘Club Name’**.

Georgia Living Youth Educational Exhibits
Georgia National Fair

Home Hello, Georgia National (Sample) ▾

Club

Login: ✕



You may login if you are a club leader for special privileges such as creating multiple combinations of entries and exhibitors, or approving entries that were created under your club. Select a Club and provide the proper password as given to you by the entry office.

Club Name Georgia National (Sampl ▾

Password

Forgot your Password? [Click here](#) to reset your password.

Continue →



Enter your assigned password.



Club

Login:

You may login if you are a club leader for special privileges such as creating multiple combinations of entries and exhibitors, or approving entries that were created under your club. Select a Club and provide the proper password as given to you by the entry office. ✕

Club Name

Password

Forgot your Password? [Click here](#) to reset your password.

Continue →



Click **'Begin adding Exhibitors and Entries'**.

All contests MUST be entered in the CLUB NAME.

Georgia Living Youth Educational Exhibits
Georgia National Fair

Home Hello, Georgia National (Sample) ▾

Account Information

Welcome Georgia National (Sample)!
Please select actions to add exhibitors and entries or review your Club account activities from the buttons below. Since you are logged in as a Club, you may also create multiple entries for many exhibitors all in one check-out process. Should you need to correct errors or skip sections while adding entries, you may use the progress indicator near the top of page (once you have started the process) to click and jump to other locations. You can always cancel the process by logging out or closing your browser.

✓ Approve entries made under this Club 🖨 View/Print transactions made by this Club ← Begin adding Exhibitors and Entries

To Register for Contests

1. Enter all contests in the Club Name (example: County 4-H or Best High FFA) you will need to enter the 'county' or 'school' name in the 'First Name' field and the 'club type' in the 'Last Name' field
(example: 'First Name' County 'Last Name' 4-H
or
'First Name' Best High 'Last Name' FFA)
2. Select 'This is a new exhibitor'.
3. Select 'Continue'.

*****Please do not use abbreviated names of your club such as Best FFA or BHS FFA. After the Fair, checks will be printed the way the names are entered here. *****

The screenshot shows the registration interface for the Georgia National Fair. At the top, it says "Georgia Living Youth Educational Exhibits" and "Georgia National Fair". A navigation bar includes "Home" and "Hello, Georgia National (Sample)". A progress indicator shows five steps: 1. Register, 2. Entries, 3. Review, 4. Confirm, and 5. Finish. The "Register" step is active. A "Sign-in" window is open with the text "Please specify an exhibitor for these entries." Below this, there is a radio button labeled "1" for "I am not a Team or Company". Two input fields are present: "First Name" containing "Georgia National" and "Last Name" containing "Sample". A yellow arrow points from the "1" to the "First Name" field. Below the input fields are two radio buttons: "This is a new exhibitor" (selected) and "This exhibitor has already been registered". A yellow arrow labeled "2" points to the "This is a new exhibitor" option. At the bottom right is a blue "Continue" button with a right-pointing arrow. A yellow arrow labeled "3" points to the "Continue" button. The ShoWorks logo is visible in the bottom left corner.

1. The registration site requires you to create a password to register for any competition. We suggest using the same password that we issued you to get into the registration site.
2. Click '**Continue**'

Georgia Living Youth Educational Exhibits
Georgia National Fair

Home Hello, Georgia National (Sample) ▾

1 Register 2 Entries 3 Review 4 Confirm 5 Finish

Registration

Registration Information

Complete the following registration and click the **Continue** button at the bottom.

1

First Name Georgia National

Last Name Sample

Password *

Re-type Password *

Passwords don't match

Continue →

2

ShoWorksSM
software and technology for fairs
Powered by ShoWorks

Confirm your registration information. If it is correct, click **Continue**.

Georgia Living Youth Educational Exhibits
Georgia National Fair

Home Hello, Georgia National (Sample) ▾

1 Register 2 Entries 3 Review 4 Confirm 5 Finish

Registration

✓ Confirm Registration Information

The following information will be associated with your name. Any changes you make may not be reflected in the local office for a delayed period of time.

First Name Georgia National

Last Name Sample

Continue →

© 2023 Georgia National Fair Youth Ex. Online Registration System

Use the drop-down menu to choose your department.

Georgia Living Youth Educational Exhibits
Georgia National Fair

Home Hello, Georgia National (Sample)

Save Edit

Your Entry Cart
GEORGIA NATIONAL...
0 Items

Register Entries Review Confirm Finish

Entries

Department 4-H

Division -- Choose a Division --

ShoWorks
software and technology for fairs
Powered by ShoWorks

Use the drop-down menu to choose your division.

Georgia Living Youth Educational Exhibits
Georgia National Fair

Home Hello, Georgia National (Sample) ▾

Save Edit

Your Entry Cart
GEORGIA NATIONAL...
0 Items

ShoWorks™
software and technology for fairs
Powered by ShoWorks

Register ✓ Entries ✓ Review 3 Confirm 4 Finish 5

Entries

* required

Department 4-H ▾

Division 4-H Sample Entry ▾

Class * -- Choose a Class -- ▾

Title *

Description *

Club * Georgia National (Sample) ▾

Student Name *

Add 1 Entry to Cart + -

1. Use the drop-down menu to choose your **'Class'**.
2. Enter your **'Title'** (example: **Farm to Table – Minibooth is NOT a title**)
3. Enter the **'Description'** for your entry. (If we need to look for this one entry out of a thousand, what should we look for?) (example: **steps of farming**)
4. The **'Club'** field will automatically fill with your **'club name'**. Enter student name(s) in the **'Student Name'** field.
5. Click **'Add Entry to Cart'**.

Georgia Living Youth Educational Exhibits
Georgia National Fair

Home Hello, Georgia National (Sample) ▾

Save Edit

Your Entry Cart
GEORGIA NATIONAL...
0 Items

ShoWorks
software and technology for fairs
Powered by ShoWorks

Register Entries Review Confirm Finish

Entries

* required

Department 4-H ▾

Division 4-H Sample Entry ▾

Class * 01 : 4-H Sample Entry 1 ▾


Title * Farm to Table

Description * showing process of how foods get from the farm to the table

Club * Georgia National (Sample) ▾

Student Name * John Smith

Add 1 Entry to Cart + -



You are now given the option to:

'Add a Different Entry', or **'Add a Similar Entry'** (repeat the previous steps to add additional entries,

or,
if finished adding entries, **'Continue'**).

The screenshot displays the 'Georgia Living Youth Educational Exhibits' registration page for the 'Georgia National Fair'. At the top, a dark blue header contains the site title and a user profile dropdown showing 'Hello, Georgia National (Sample)'. Below the header is a progress bar with five steps: 'Register' (1), 'Entries' (2), 'Review' (3), 'Confirm' (4), and 'Finish' (5). The 'Entries' step is currently active, indicated by a green checkmark. A green notification banner states: '✓ 1 entry added. One '4-H Sample Entry' entry has been added for 'Georgia National Sample'. You may 'continue' to the next section at this time or select another Division to add more entries for Georgia National Sample.' Below the notification is a 'Department' dropdown menu with the text '-- Choose a Department --'. At the bottom of the main content area are three buttons: '+ Add different Entry', '+ Add similar Entry', and a blue 'Continue' button with a right-pointing arrow. On the left side, there is a 'Your Entry Cart' section showing 'GEORGIA NATIONAL...: 4-H Sample Ent... 1 Items' and the ShoWorks logo with the text 'software and technology for fairs Powered by ShoWorks'.

**WARNING: PLEASE
READ THE NEXT
PAGE VERY
CAREFULLY!!**

You are now ready to review the cart. You will notice a **RED STRIPE** across the top that is **WARNING** you that your registration is **NOT** yet confirmed. At this point you can choose to either 'Add More Entries for this Club', 'Empty Cart', 'Save This Cart for Later', 'Check-out', or 'Add Entries for a Different Exhibitor'. **DO NOT** add entries for another exhibitor.

You will have only one exhibitor since all contests are entered in your club's name (**EXCEPTION: YOUTH ART**).

Georgia Living Youth Educational Exhibits
Georgia National Fair

Home Hello, Georgia National (Sample) ▾

Save Edit

Your Entry Cart

GEORGIA NATIONAL...
4-H Sample Ent...
1 Items

Register Entries Review Confirm Finish

Review of Cart

Continue to Check-out

The following is a list of items in your cart. To remove an item, click the ✖ button next to the item that you want to remove. To edit an item, click the ✏ button.

⚠ You are not finished yet! You will still need to confirm in the upcoming steps.


Tip:
Since you are also logged in as a Club, you may save time by adding entries for all of your exhibitors before checking out. To do this, click the 'Add Entries for a different Exhibitor' button before attempting to check-out.

Item	Description	Amount	Edit	Remove
Georgia National Sample's items:				
4-H Sample Entry	Class: 01 - 4-H Sample Entry 1 Title: Farm to Table Description: showing process of how foods get from the farm to the table Club: Georgia National (Sample) Student Name: John Smith	\$0.00	✏	✖
Total for Georgia National Sample with 1 entries		\$0.00		
1 TOTAL ITEMS IN CART:		\$0.00		
BALANCE DUE:		\$0.00		

+ Add more Entries for Georgia National Sample Empty Cart Save this cart for later Check-out + Add Entries for a different Exhibitor

**Red Stripe
WARNING:
Registration is
NOT Complete!**

'Save this cart for later' will enable you to go back in and edit your entries. **Saved entries will not be processed until you go back in and follow through to the confirmation.** When you are finished adding or editing entries, click **'Check-out'** to proceed to confirmation.



+ Add more Entries for Sponge Bob

↺ Empty Cart

📄 Save this cart for later

Check-out →

+ Add Entries for a different Exhibitor

Review your entries. You will not be able to go back in to make changes once registration is complete and you receive a confirmation number. You are required to type 'YES' in the box before you click the 'Submit' button. This acts as your online signature.

GEORGIA NATIONAL...
4-H Sample Ent...
1 Items

Your Entry Cart Register Entries Review Confirm Finish

Confirm

Do you agree to the following?
about to be entered.

Red Stripe WARNING: Registration is NOT Complete!

⚠ You have one more step remaining. Your items will NOT be added until you type 'YES' in the box below and click 'Submit'.

Item	Description	Amount
Georgia National Sample's items:		
4-H Sample Entry	Class: 01 - 4-H Sample Entry 1 Title: Farm to Table Description: showing process of how foods get from the farm to the table Club: Georgia National (Sample) Student Name: John Smith	\$0.00
Total for Georgia National Sample with 1 entries		\$0.00
1 TOTAL ITEMS IN CART:		\$0.00
BALANCE DUE:		\$0.00

Signature

On-line submission of data requires that you agree and will abide with the terms as defined in the published rules and regulations. For a copy of these rules and regulations, please visit www.georgianationalfair.com.

I agree to the above statement (type 'YES' if you agree)

typing 'YES' you agree and are bound by the above statement. This action serves as your signature.

You will receive a **confirmation number**. This means your club (4-H, CTI, FCCLA, FFA, HOSA, SkillsUSA, or TSA) or student (Youth Art) is successfully entered.

1. You have the option to print the confirmation and/or
2. You have the option to have the confirmation emailed to you. You will need to enter your email address. **We recommend you do both.**
3. After printing/emailing confirmation, click **'Finish'**.

Georgia Living Youth Educational Exhibits
Georgia National Fair

Home Hello, Georgia National (Sample) ▾

Register ✓ Entries ✓ Review ✓ Confirm 4 Finish 5

Completed!

✓ Submission Successful
Below is a summary of your transaction. You should print a detailed version at this time for your records or include in any correspondence.

Don't forget to print!

ShoWorksSM
software and technology for fairs
Powered by ShoWorks

Transaction Summary for Georgia National Fair	
Confirmation ID:	gnfay-3128154526344
Total Exhibitors:	1
Total Entries:	1
Total Additional Items:	0
Transaction Time:	5/8/2023 3:45:26 PM
Transaction Amount:	\$0.00
Transaction Payment:	\$0.00
Transaction Balance:	\$0.00

Also, email a copy of my receipt to:

1 → ← 2
← 3

Your club is now registered. You will be required to bring a copy of the confirmation to check-in on the day of the contest.

If you did not receive a confirmation, you are not registered.

To view or reprint your confirmation, log back in as your club, and choose

‘View/print transactions made by club’.