

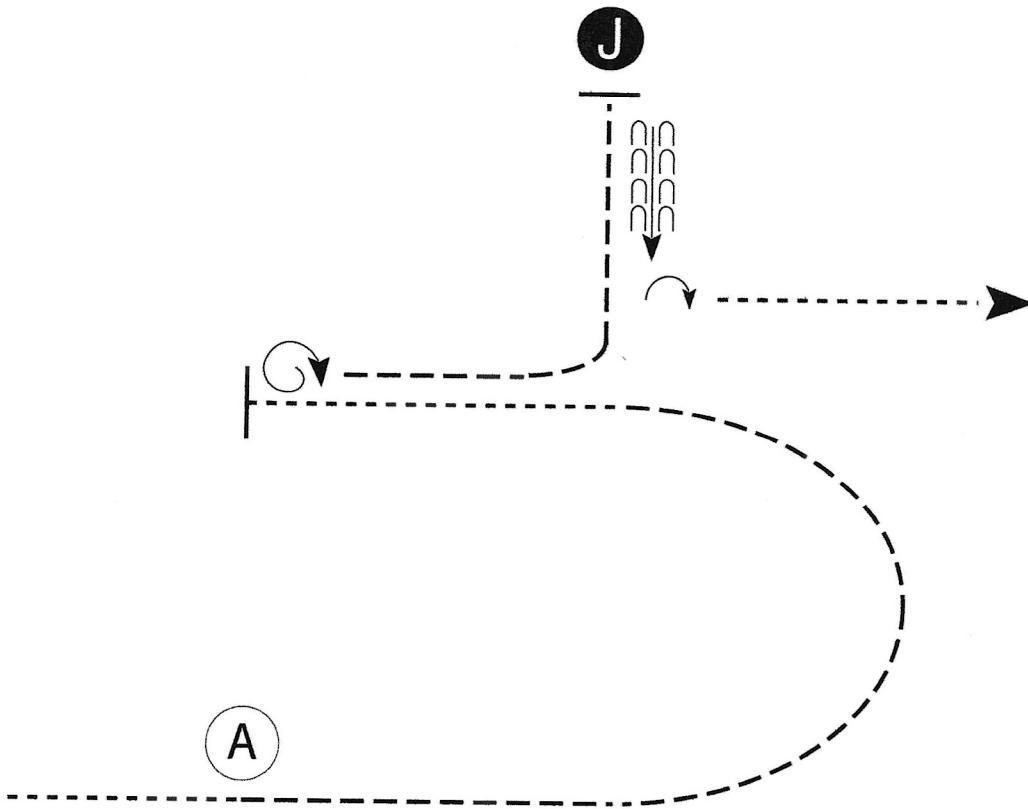
# Manatee County Fair

## #5 Sr Showmanship

Show Date: 01-04-2025

www.HorseShowPatterns.com

www.HorseShowPatterns.com



Be ready before A.

1. Walk to A.
2. Trot in a half circle until even with Judge.
3. Walk in a straight line until even with A.
4. Stop and perform a 1 1/2 turn.
5. Trot an arc to judge.
6. Stop and set up for inspection.
7. When dismissed, back approximately one horse length.
8. Perform a 1/4 turn and walk straight away.

- Walk -----
- Trot -----
- Back ←-----
- Marker (B)
- Judge (J)

Follow the instructions of your ring steward.

[S/3-83]

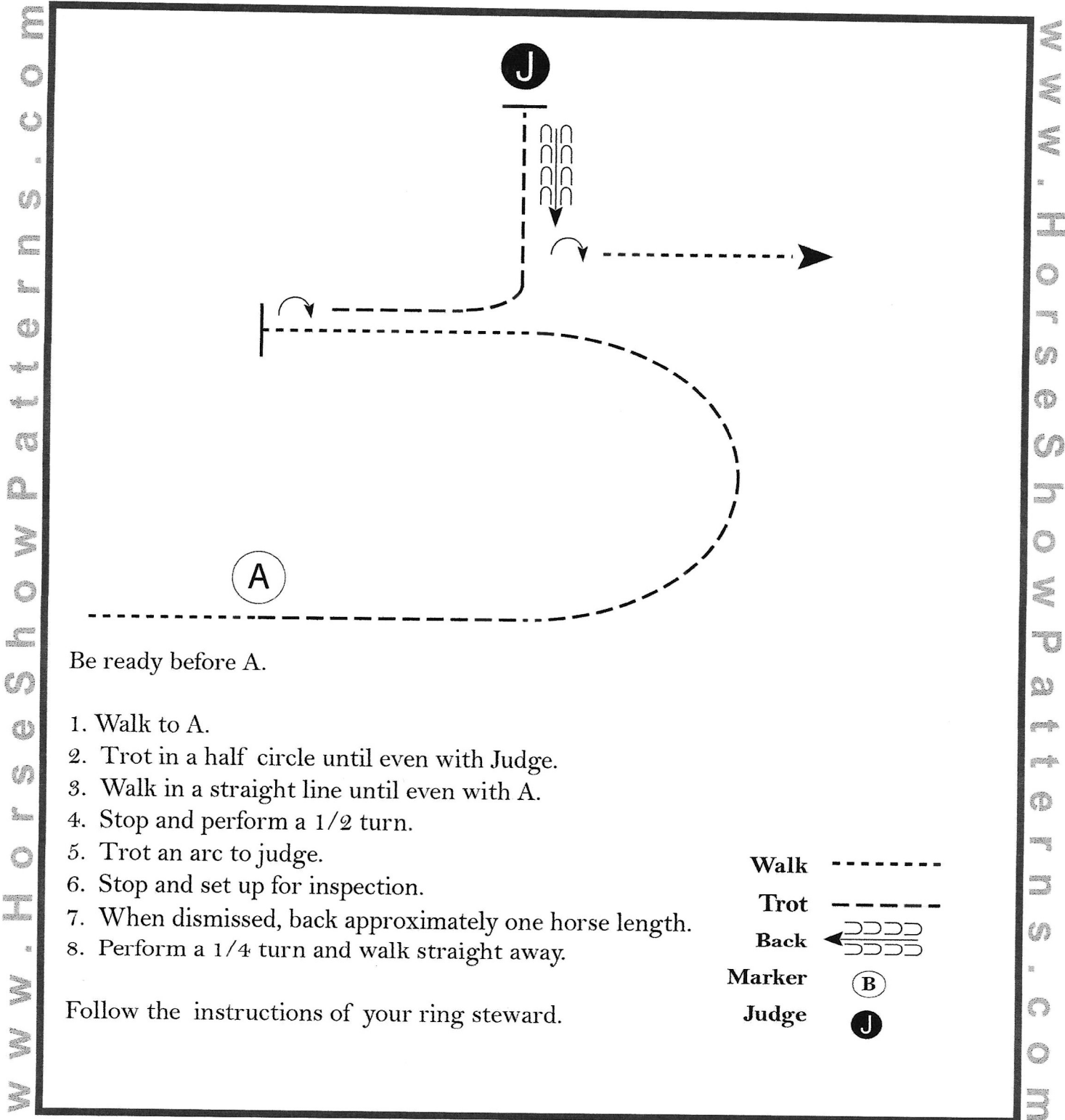
Pattern Provided by:

*Jennifer Sawyer, Judge*

# Manatee County Fair

## #6 Jr Showmanship

Show Date: 01-04-2025



Be ready before A.

1. Walk to A.
2. Trot in a half circle until even with Judge.
3. Walk in a straight line until even with A.
4. Stop and perform a 1/2 turn.
5. Trot an arc to judge.
6. Stop and set up for inspection.
7. When dismissed, back approximately one horse length.
8. Perform a 1/4 turn and walk straight away.

Walk	.....
Trot	-----
Back	←-----
Marker	ⓑ
Judge	ⓐ

Follow the instructions of your ring steward.

[S/2-83]

Pattern Provided by:  
*Jennifer Sawyer, Judge*

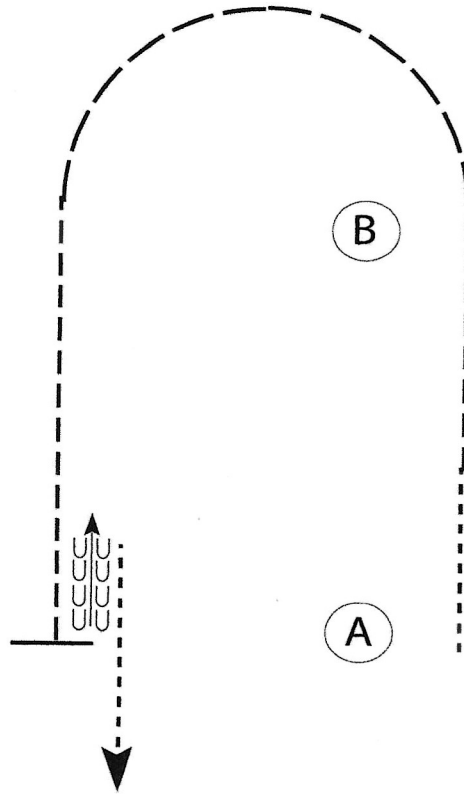
# Manatee County Fair

## #8 Walk Trot Equitation (\*English riders post trot right diagonal)

Show Date: 01-04-2025

www.HorseShowPatterns.com

www.HorseShowPatterns.com



Be ready at A.

1. When acknowledged, walk two horse lengths from A.
2. Jog to B.
3. Extended jog in a half circle until even with B.
4. Jog until even with A.
5. Stop even with A and back approximately one horse length.
6. Exit pattern at a walk.

Follow the instructions of your ring steward.

Walk	-----
Jog	- - - - -
Extended Jog	— — — —
Lope	—————
Lead Change	
Back	
Marker	Ⓚ

[WH/WT-83]

Pattern Provided by:

*Jennifer Sawyer, Judge*

# Manatee County Fair

## #11 Sr English Equitation

Show Date: 01-04-2025

www.horsethows.com

Be ready at A.

1. Walk for 3-4 strides.
2. Posting trot on the right diagonal for 6 strides.
3. Canter a circle to the left.
4. Change leads at the center.
5. Canter a half circle to the right.
6. Close the circle at a posting trot.
7. When at the center, sitting trot in a straight line for 6-8 strides.
8. Halt and back approximately one horse length.

Follow the instructions of your ring steward.

Walk	-----
Trot	- - - - -
Extended Trot	— — — — —
Canter	
Leg Yield	
Lead Change	— / —
Back	← ← ← ← ←
Marker	⊙ B
Sidepass	← ← ← ← ←
Hand Gallop	— — — — —

www.horsethows.com

[HSE/2-63]

Pattern Provided by:

*Jennifer Sawyer, Judge*

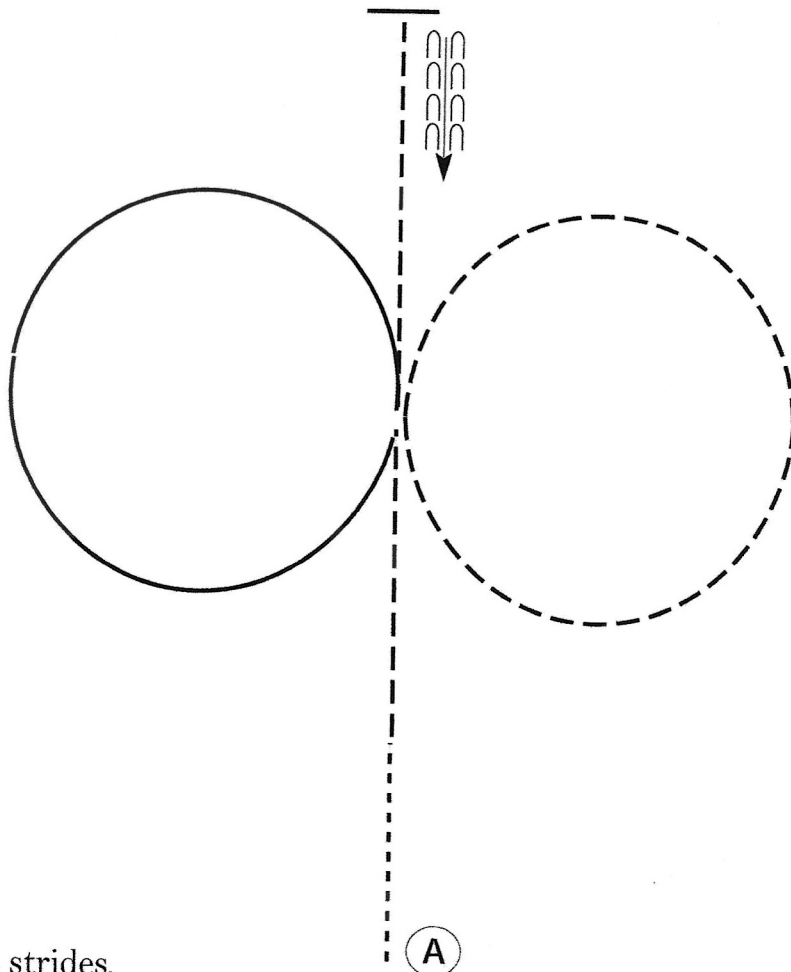
# Manatee County Fair

## #12 Jr English Equitation

Show Date: 01-04-2025

www.HorseShowPatterns.com

www.HorseShowPatterns.com



Be ready at A.

1. Walk for 3-4 strides.
2. Posting trot on the right diagonal for 6 strides.
3. Canter a circle to the left.
4. Trot a circle to the right on the left diagonal.
5. When at the center, sitting trot in a straight line for 6-8 strides.
6. Halt and back approximately one horse length.

Follow the instructions of your ring steward.

Walk	-----
Trot	- - - - -
Extended Trot	=====
Canter	
Leg Yield	
Lead Change	/
Back	←←←←←
Marker	Ⓚ
Sidepass	←---→
Hand Gallop	-----

[HSE/1-63]

Pattern Provided by:

Jennifer Sawyer, Judge

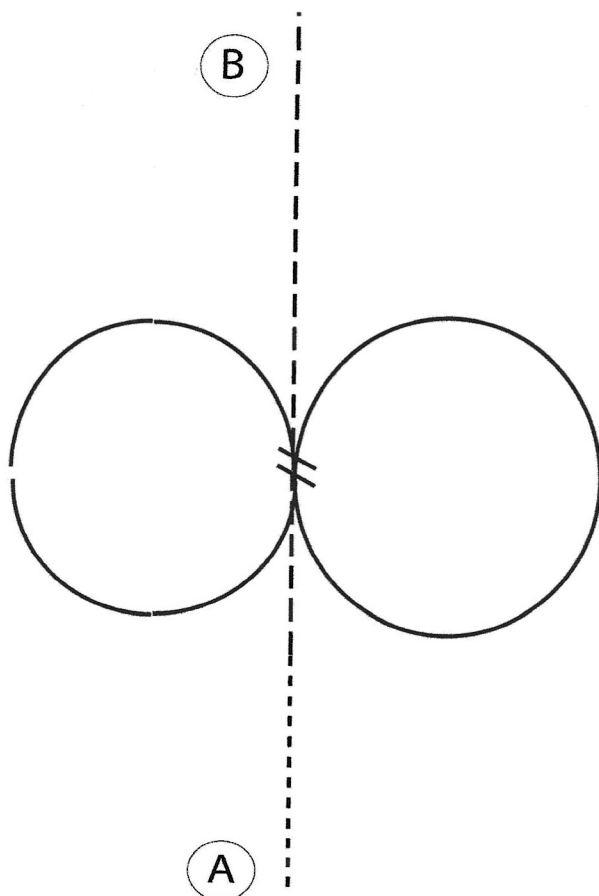
# Manatee County Fair

## #16 Sr Western Equitation

Show Date: 01-04-2025

W W W . H O R S E S H O W P A T T E R N S . C O M

W W W . H O R S E S H O W P A T T E R N S . C O M



Be ready at A.

1. Walk halfway to center of pattern.
2. Jog to center of pattern.
3. Lope a circle to the right on the right lead.
4. Perform a simple lead change at center.
5. Lope a circle to the left.
6. Jog to B.

Pattern is over once you have passed B at the jog.

Follow the directions of your ring steward.

Walk	-----
Jog	- - - - -
Extended Jog	— — — — —
Lope	—————
Lead Change	⋈
Back	← 33333
Marker	⊙ B

[WH/2-77]

Pattern Provided by:

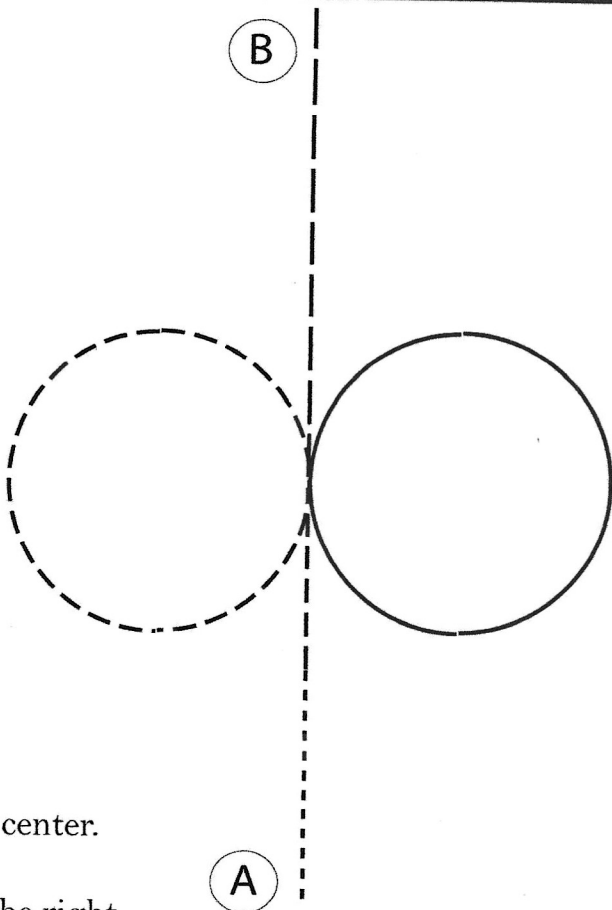
*Jennifer Sawyer, Judge*

# Manatee County Fair

## #17 Jr Western Equitation

Show Date: 01-04-2025

www.HorseShowPatterns.com



Be ready at A.

1. Walk halfway to center.
2. Jog to center.
3. Lope a circle to the right.
4. Jog a circle to the left.
5. Extend the jog to B.

Pattern is over once you have passed B at the jog.

Follow the directions of your ring steward.

Walk	-----
Jog	- - - - -
Extended Jog	-----
Lope	—————
Lead Change	⋈
Back	← ← ← ← ←
Marker	⊙ B

www.HorseShowPatterns.com

[WH/1-75]

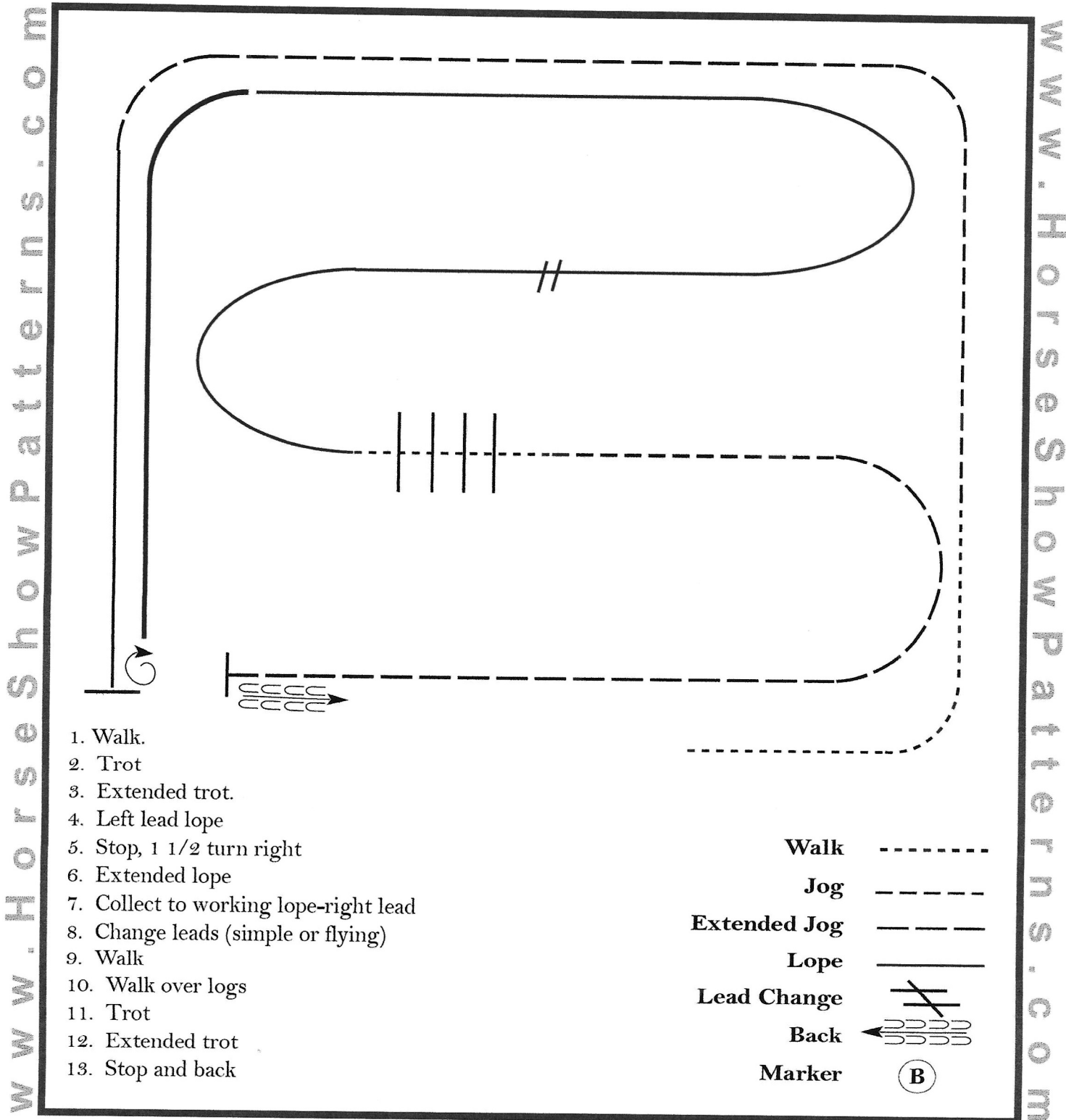
Pattern Provided by:

*Jennifer Sawyer, Judge*

# Manatee County Fair

## #18/19 Ranch Riding (Sr and Jr Classes)

Show Date: 01-04-2025



1. Walk.
2. Trot
3. Extended trot.
4. Left lead lope
5. Stop, 1 1/2 turn right
6. Extended lope
7. Collect to working lope-right lead
8. Change leads (simple or flying)
9. Walk
10. Walk over logs
11. Trot
12. Extended trot
13. Stop and back

Walk	-----
Jog	- - - - -
Extended Jog	—————
Lope	—————
Lead Change	///
Back	←-----
Marker	(B)

[RR/2]

Pattern Provided by:

*Jennifer Sawyer, Judge*