

2025

**FORT WORTH  
STOCK SHOW  
& RODEO**

A decorative flourish consisting of a long, sweeping curve that starts under the 'R' of 'RODEO' and extends to the right, ending in a small hook.

Pattern Book

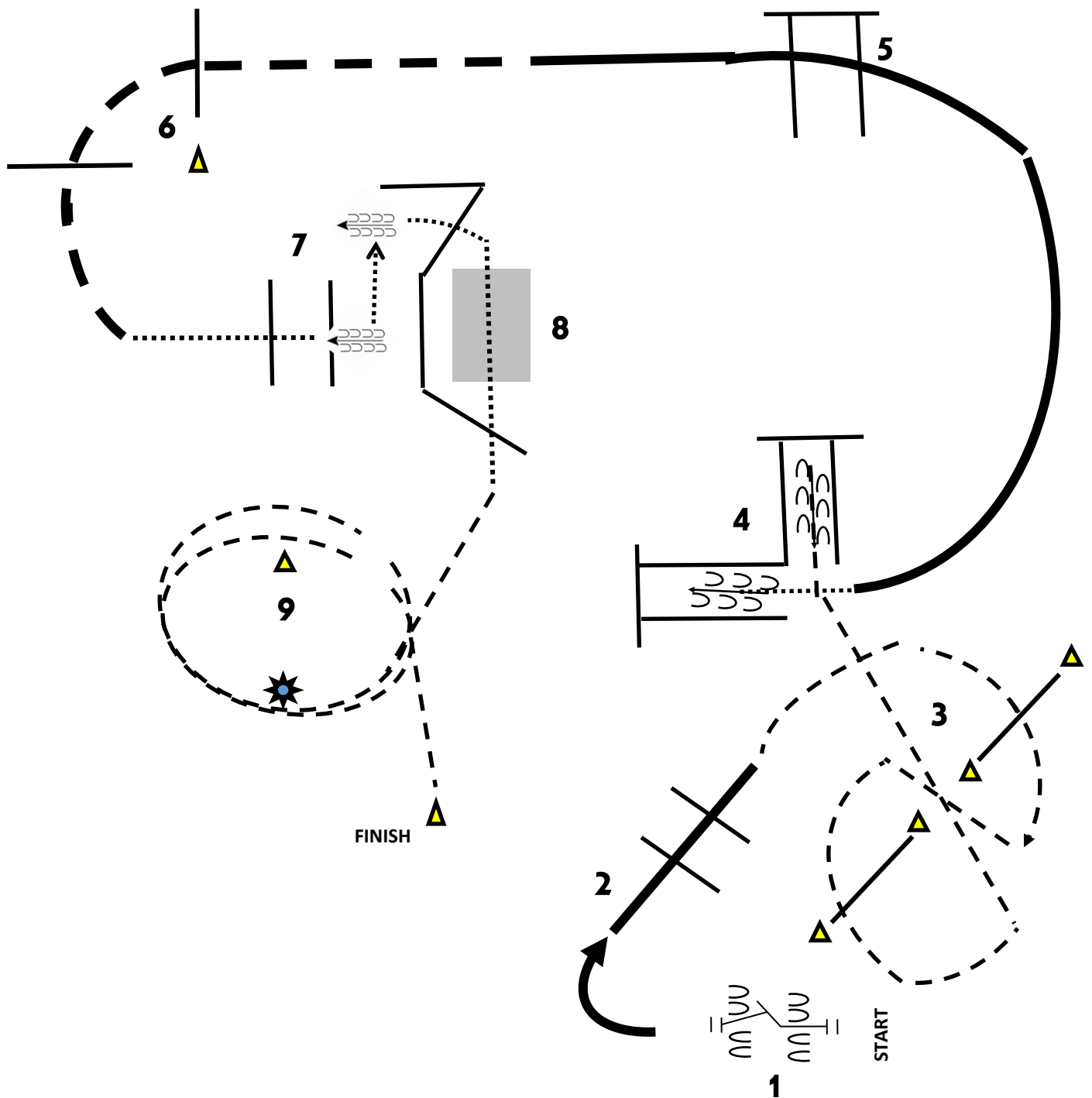
Paint Horse Show

Jan. 30th APHA ranch trail classes : Class 136 - Open Ranch Trail, Class 231 -

Amateur Ranch Trail, Class 324 - Youth Ranch Trail.

Designs by A/S Trail Equipment and Services 2025

1. work right hand push gate
2. extended lope over logs
3. break to trot over logs through markers
4. trot into backup and back corner
5. walk out then extend left lead over poles
6. break to extended trot over poles
7. break to walk over poles then side pass left
8. walk over poles and bridge
9. trot to log drag, trot or walk drag then trot around marker to 2nd marker stop and finish ( Youth open mailbox close and complete pattern)



Class 132 – Ranch Pleasure, all ages

Class 226 – Amateur Ranch Pleasure, all ages

Class 319 – Youth Ranch Pleasure, 18 & under

## PATTERN 5

- Lope- 150 feet
- Extended Lope- 200 feet
- Ordinary Walk- 30 feet
- Trot- 120 feet
- Stop and Reverse (*either direction*)
- Extended Trot- 240 feet
- Trot- 90 feet
- Extended Walk- 75 feet
- Lope- 150 feet
- Stop and Back

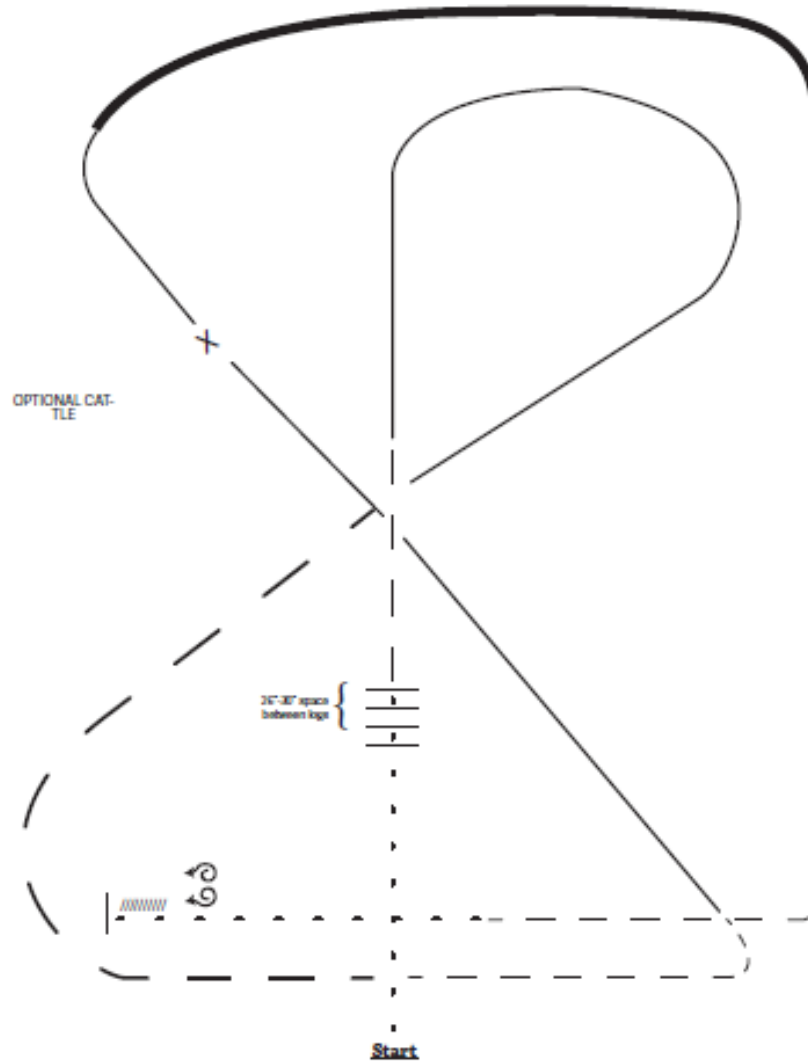
Class 131 – Ranch Riding, all ages

Class 225 – Amateur Ranch Riding, all ages

Class 318 – Youth Ranch Riding, 18 & under

### Ranch Riding Pattern #5

---



1. Walk
2. Walk over logs
3. Trot
4. Lope right lead
5. Extended trot
6. Trot
7. Lope left lead
8. Change leads (simple or flying)
9. Extended lope (right lead)
10. Collect Lope
11. Trot
12. Walk
13. Stop and back
14. 360 degree turn each direction (either direction 1st) (L-R or R-L)

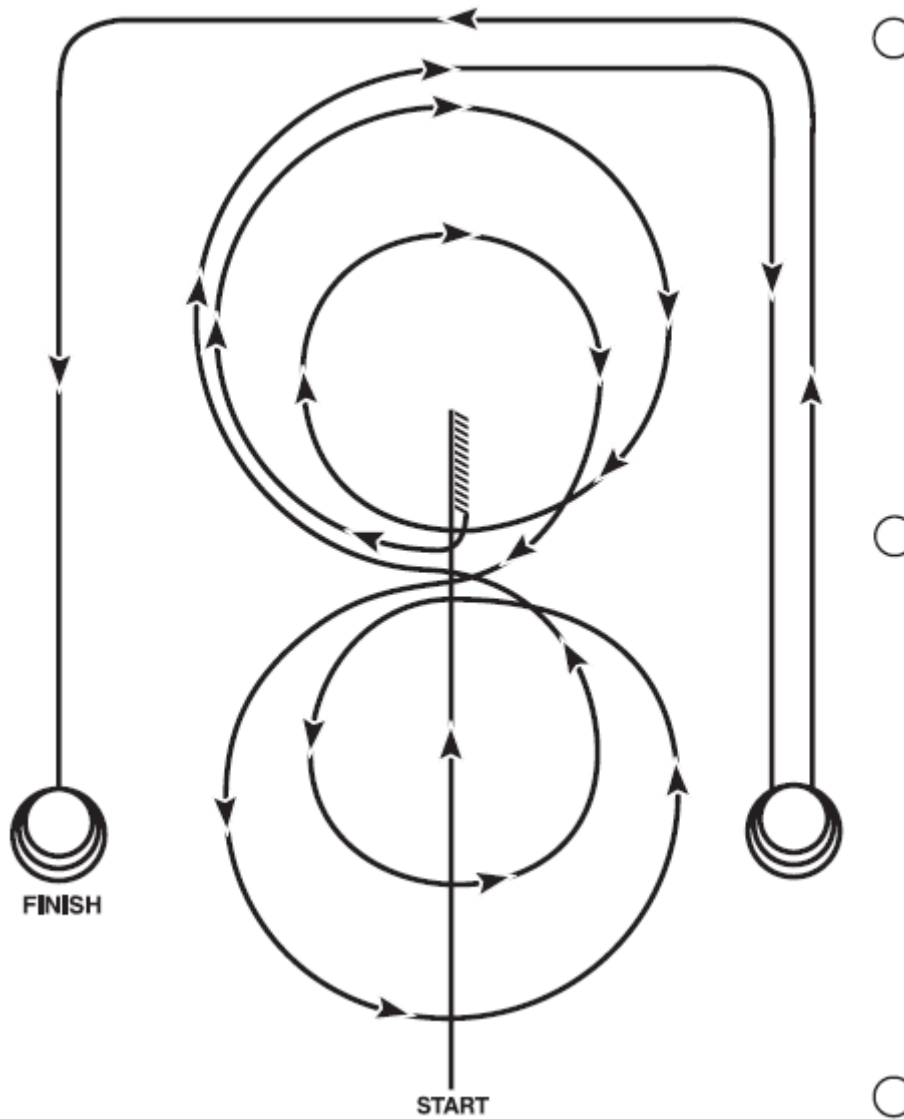
Class 124 – Ranch Reining, all ages

Class 220 – Amateur Ranch Reining, all ages

Class 326 – Youth Ranch Reining, 18 & under

### Working Cow Horse Pattern #1

---

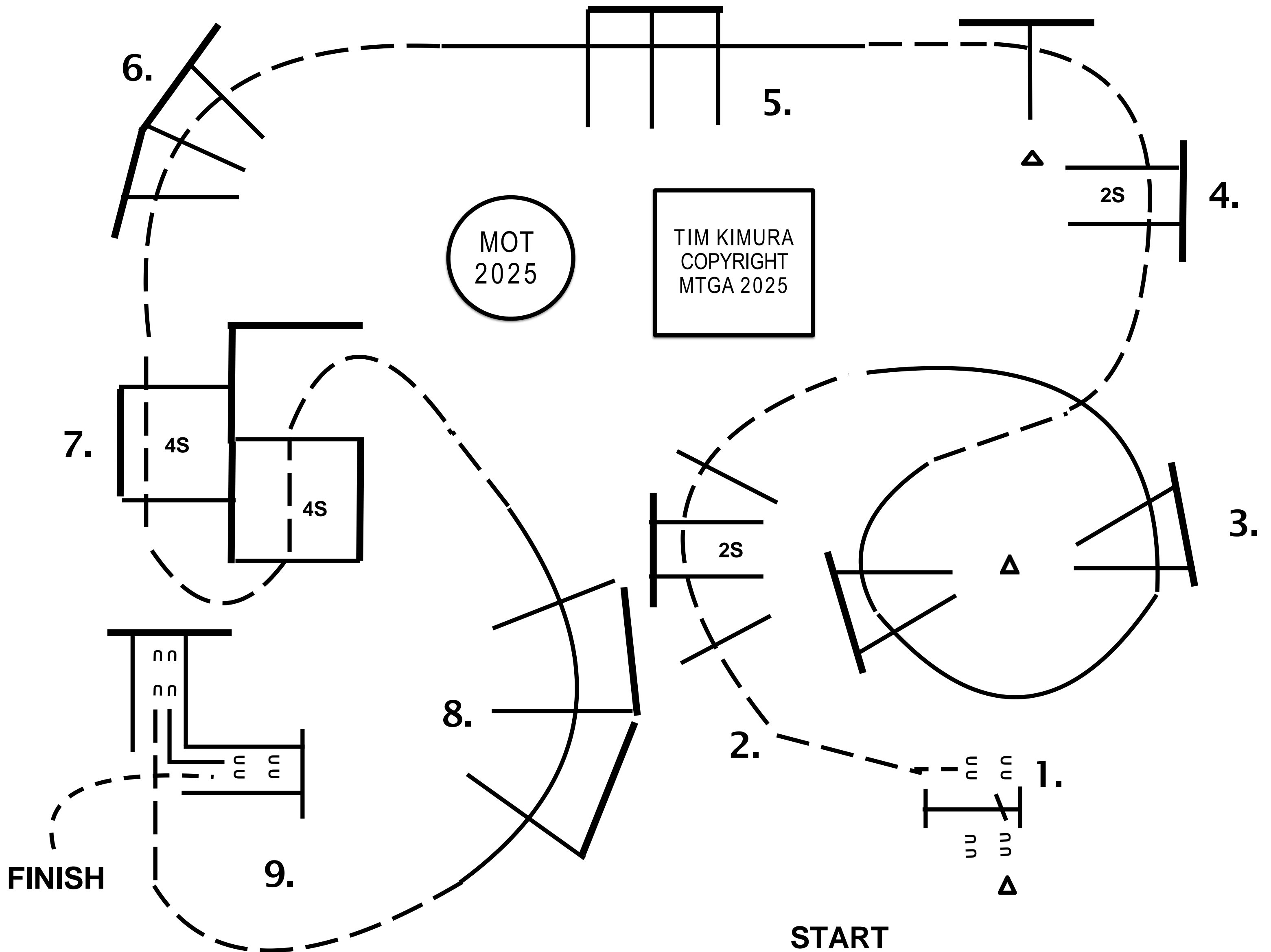


1. Start at end of arena. Run down middle past center marker to a sliding stop.
2. Back up 10 to 15 feet to center.  $\frac{1}{4}$  turn left.
3. Pickup right lead, large fast circle, small slow circle.
4. Change leads to left, large fast circle, small slow circle.
5. Change leads to right, do not close this circle.
6. Run around end of arena and down the side (approximately 20 feet from fence) past center marker and come to a sliding stop.
7. Complete  $3\frac{1}{2}$  spins to the right.
8. Continue back down side and end of arena to other side (approximately 20 feet from fence) go past center marker and come to a sliding stop.
9. Complete  $3\frac{1}{2}$  spins to the left.
10. Hesitate to complete pattern.

# 2025 FT WORTH STOCK SHOW

JAN  
31

GREEN TRAIL, ALL AGES  
JUNIOR TRAIL  
5 YRS & UNDER

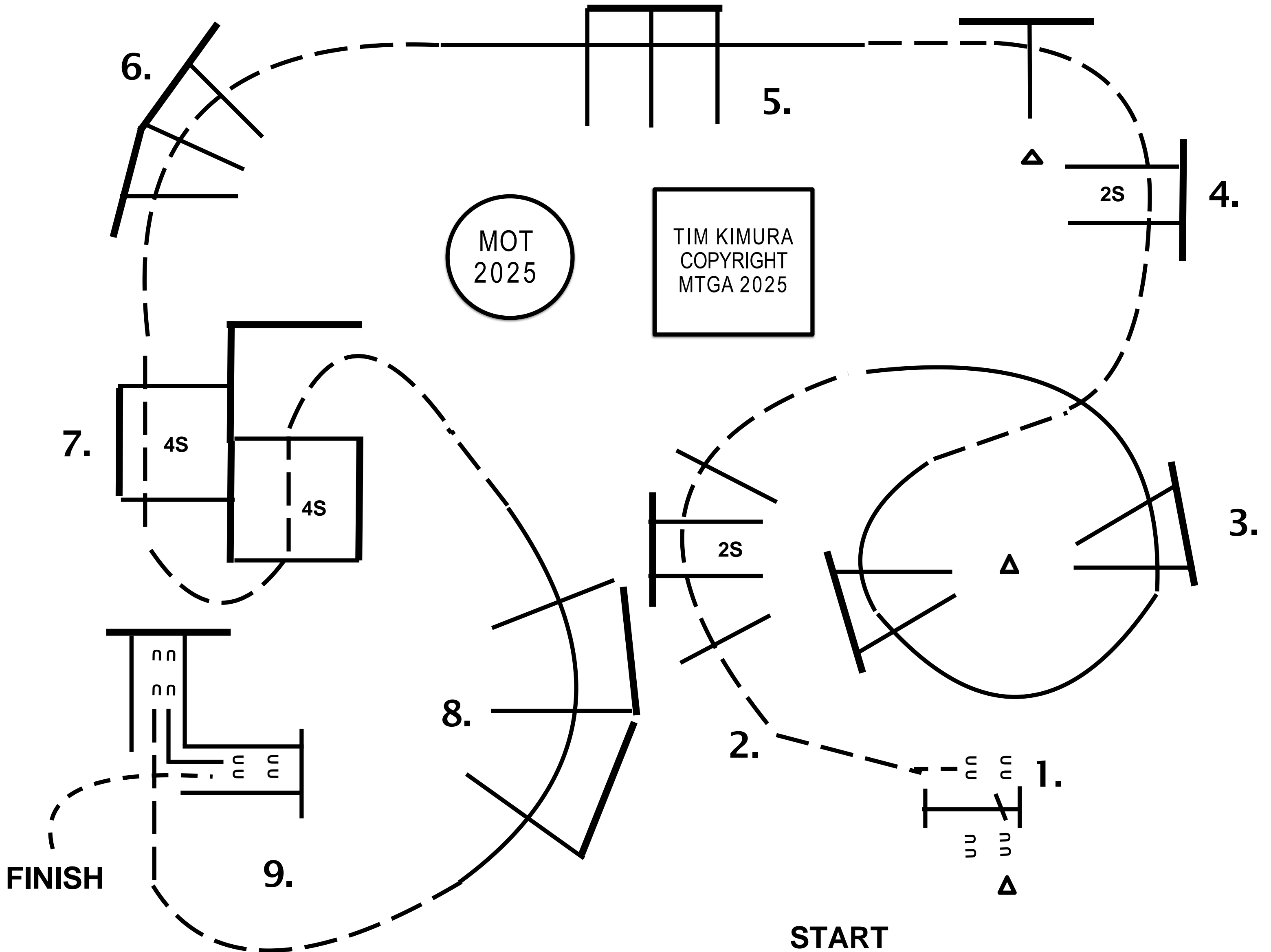


1. WORK GATE LEFT HAND.
2. YOU MAY WALK FORWARD, THEN JOG OVER POLES.
3. LOPE OVER POLES (RIGHT LEAD).
4. BREAK TO THE JOG, JOG OVER POLES.
5. LOPE OVER POLES (LEFT LEAD).
6. BREAK TO THE JOG, JOG OVER POLES.
7. JOG THROUGH BOXES OVER POLES.
8. LOPE OVER POLES (RIGHT LEAD).
9. BREAK TO THE JOG, INTO CHUTE, BACK BETWEEN POLES, WALK OUT CHUTE TO FINISH

# 2025 FT WORTH STOCK SHOW

JAN  
31

AMATEUR MASTER TRAIL  
AMATEUR TRAIL  
SENIOR TRAIL

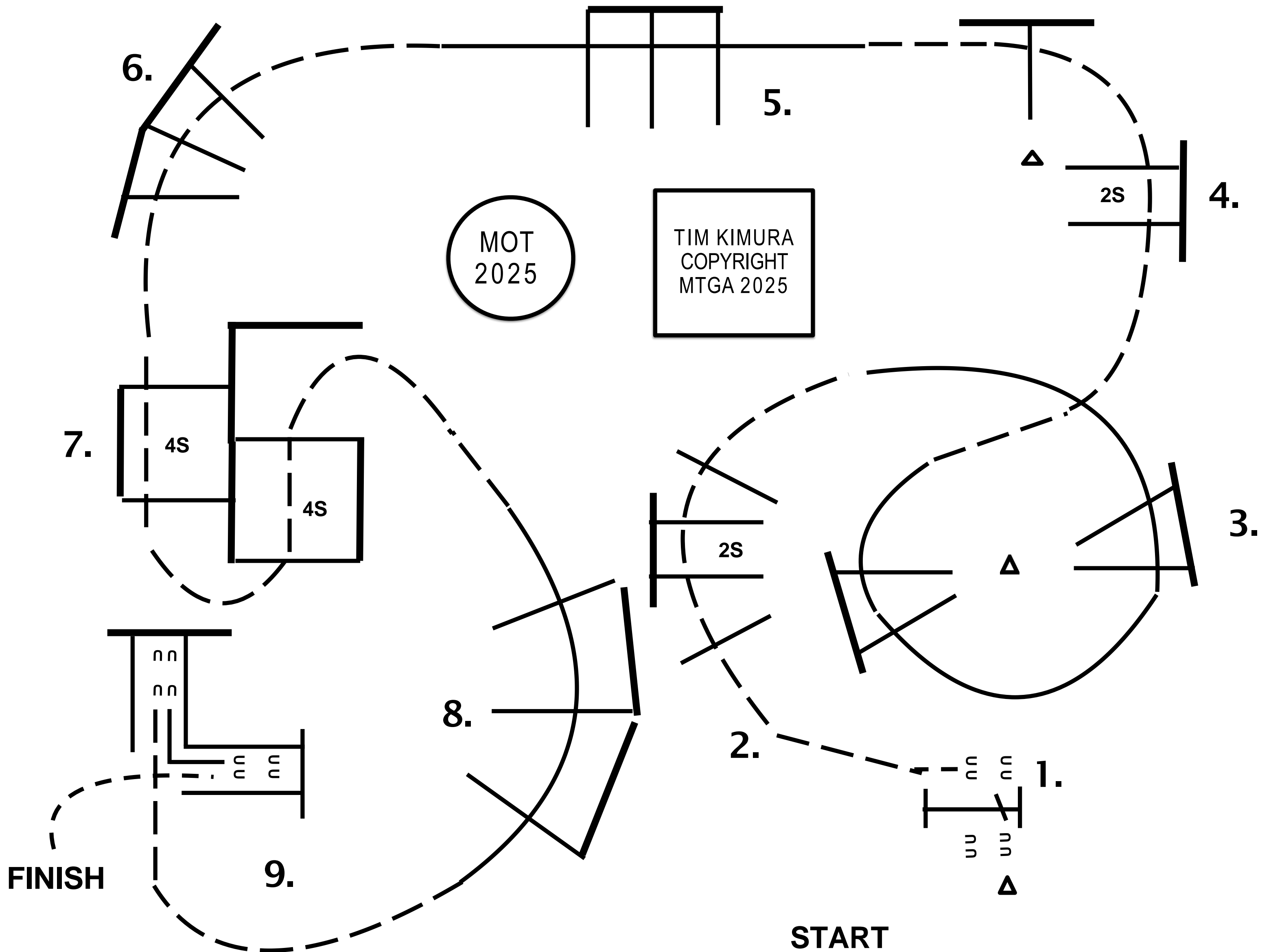


1. WORK GATE LEFT HAND.
2. YOU MAY WALK FORWARD, THEN JOG OVER POLES.
3. LOPE OVER POLES (RIGHT LEAD).
4. BREAK TO THE JOG, JOG OVER POLES.
5. LOPE OVER POLES (LEFT LEAD).
6. BREAK TO THE JOG, JOG OVER POLES.
7. JOG THROUGH BOXES OVER POLES.
8. LOPE OVER POLES (RIGHT LEAD).
9. BREAK TO THE JOG, INTO CHUTE, BACK BETWEEN POLES, WALK OUT CHUTE TO FINISH

# 2025 FT WORTH STOCK SHOW

JAN  
31

NOVICE YOUTH TRAIL  
YOUTH 13 & UN , 18 & UN  
NOVICE AMATEUR



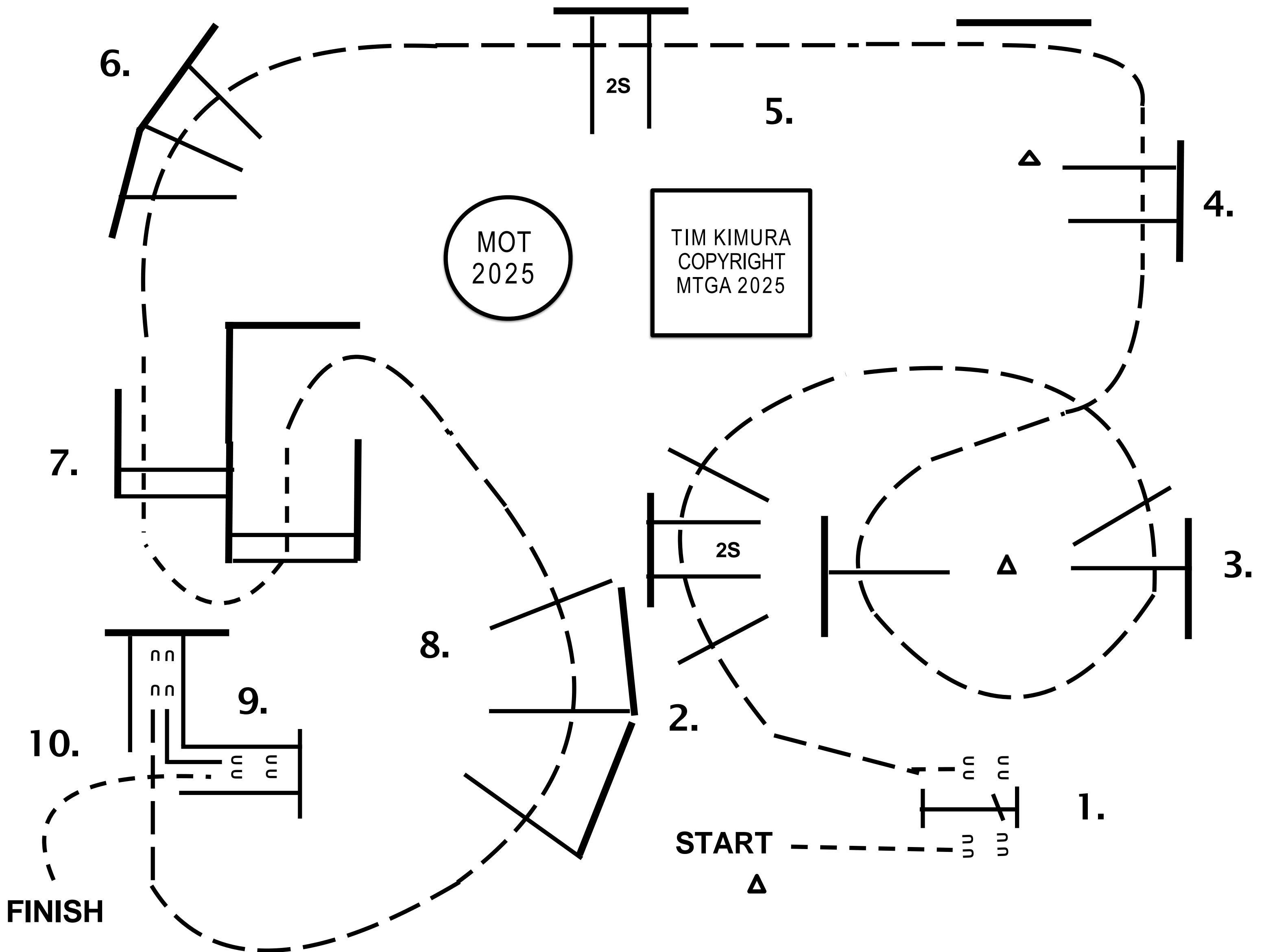
1. WORK GATE LEFT HAND.
2. YOU MAY WALK FORWARD, THEN JOG OVER POLES.
3. LOPE OVER POLES (RIGHT LEAD).
4. BREAK TO THE JOG, JOG OVER POLES.
5. LOPE OVER POLES (LEFT LEAD).
6. BREAK TO THE JOG, JOG OVER POLES.
7. JOG THROUGH BOXES OVER POLES.
8. LOPE OVER POLES (RIGHT LEAD).
9. BREAK TO THE JOG, INTO CHUTE, BACK BETWEEN POLES, WALK OUT CHUTE TO FINISH



# 2025 FT WORTH STOCK SHOW

JAN  
31

WALK TROT 5 TO 10 YRS OLD  
WALK TROT 11 TO 18  
AMATEUR WALK TROT TRAIL



1. WALK UP TO GATE, WORK GATE LEFT HAND.
2. YOU MAY WALK FORWARD, THEN JOG OVER POLES.
3. JOG OVER POLES.
4. STOP OR BREAK TO THE WALK, WALK OVER POLES .
5. JOG OVER POLES.
6. JOG OVER POLES.
7. STOP OR BREAK TO THE WALK, WALK OVER POLESTHRU BOXES.
8. JOG OVER POLES.
9. JOG INTO CHUTE, BACK BETWEEN POLES. WALK OUT CHUTE TO FINISH

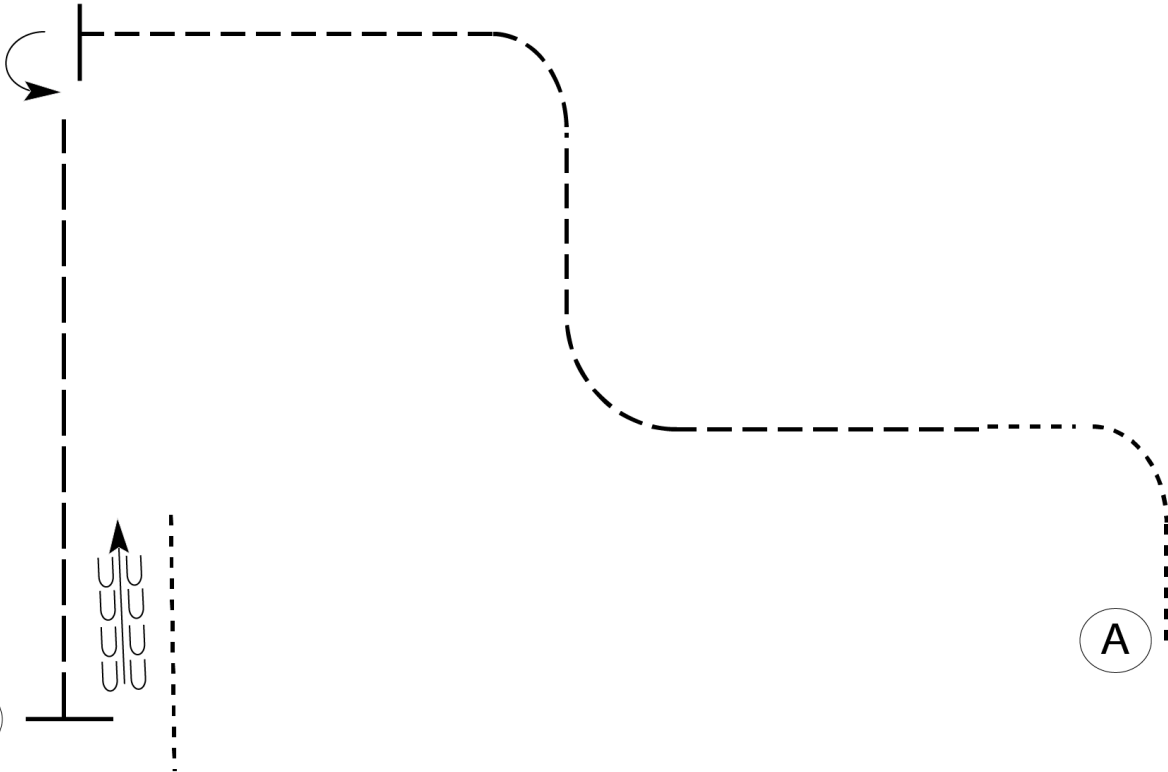
# 2025 FWSSR APHA

## Western Horsemanship (Walk Trot 5-10 / Walk Trot 11-18 / Amateur Walk Trot)

w w w . H o r s e S h o w P a t t e r n s . c o m

w w w . H o r s e S h o w P a t t e r n s . c o m

(B)



(A)

(C)

Be ready at A.

1. Walk arc.
2. Jog and stop.
3. Perform a 1/4 turn left.
4. Extended jog and stop.
5. Back and walk to exit.

Walk	-----
Jog	- - - - -
Extended Jog	— — — —
Lope	—————
Lead Change	——/——
Back	← — — — —
Marker	(B)

[WH/WT-123]

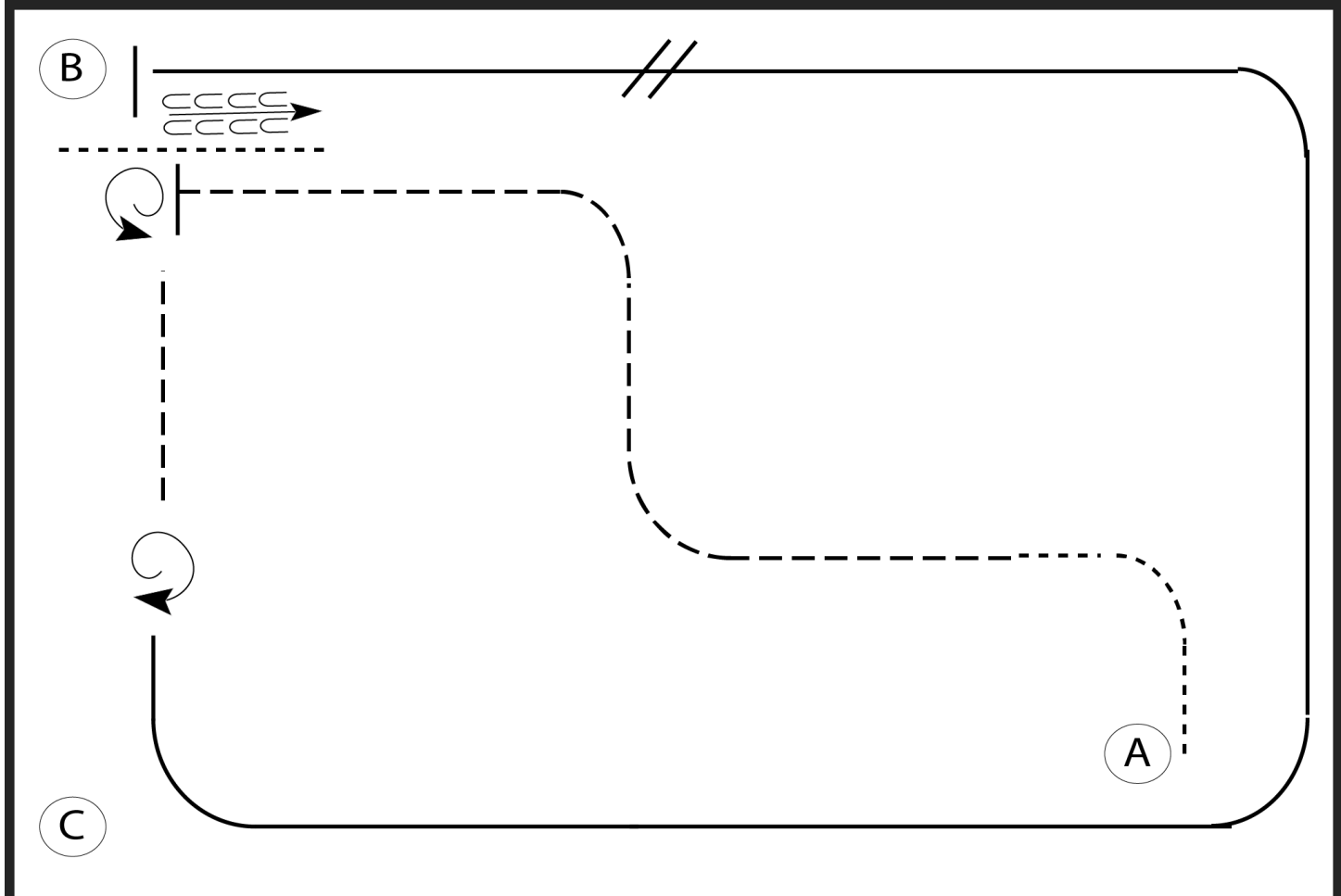
Pattern Provided by:  
*Judges*

# 2025 FWSSR APHA

Western Horsemanship (Novice Youth 18 & under/Novice Amateur)

w w w . H o r s e S h o w P a t t e r n s . c o m

w w w . H o r s e S h o w P a t t e r n s . c o m



Be ready at A.

1. Walk arc.
2. Jog and stop.
3. Perform a 1 1/4 turn left.
4. Jog and stop.
5. Perform a 360 degree turn right.
6. Lope left lead.
7. Perform a simple lead change.
8. Lope right lead and stop.
9. Back and walk to exit.

Walk	.....
Jog	-----
Extended Jog	-----
Lope	—————
Lead Change	////
Back	←←←←←
Marker	(B)

[WH/1-123]

Pattern Provided by:  
*Judges*

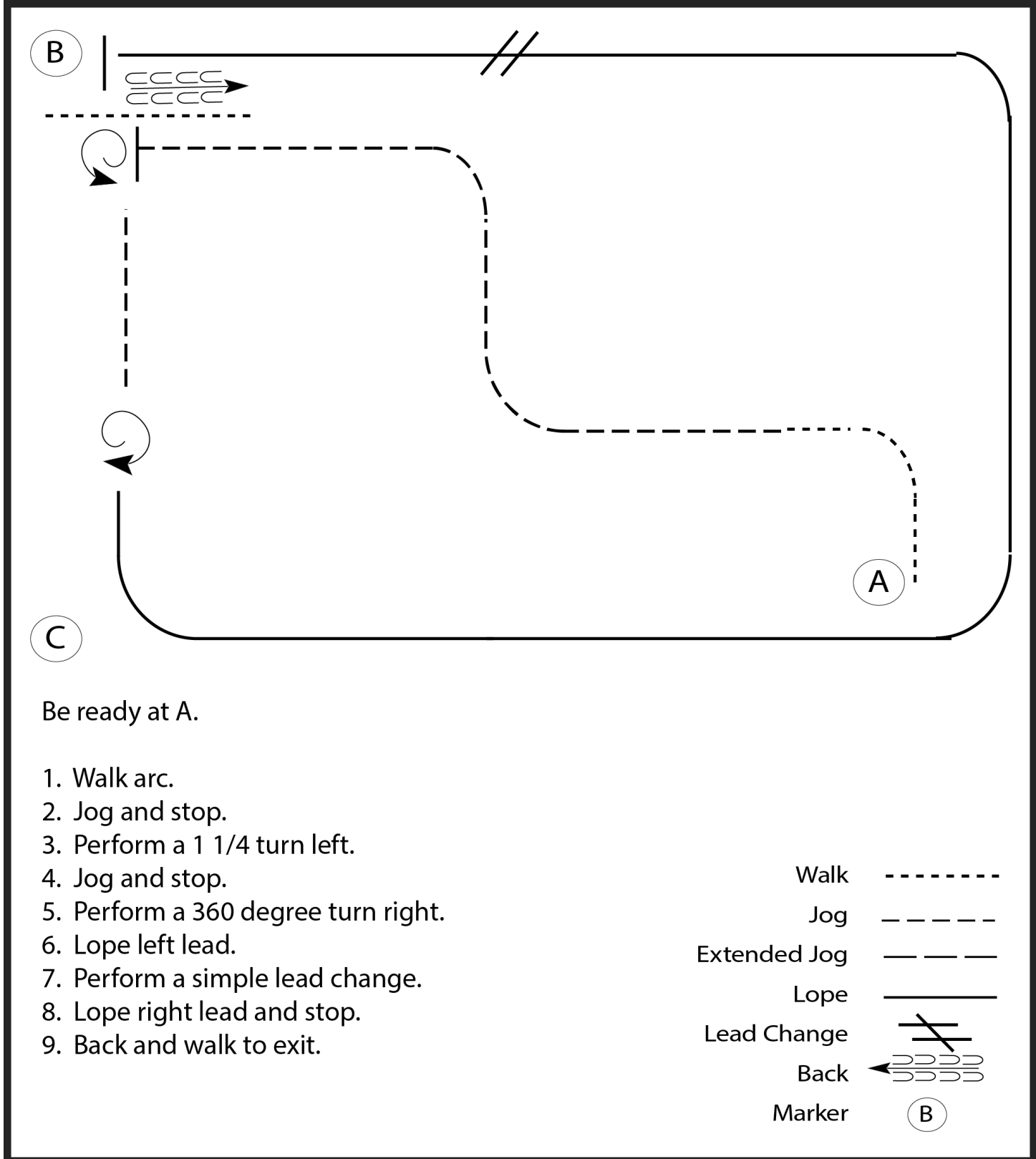
# 2025 FWSSR APHA

## Western Horsemanship (Youth 13 & under)

Show Date:

w w w . H o r s e S h o w P a t t e r n s . c o m

w w w . H o r s e S h o w P a t t e r n s . c o m



Be ready at A.

1. Walk arc.
2. Jog and stop.
3. Perform a 1 1/4 turn left.
4. Jog and stop.
5. Perform a 360 degree turn right.
6. Lope left lead.
7. Perform a simple lead change.
8. Lope right lead and stop.
9. Back and walk to exit.

- Walk -----
- Jog - - - - -
- Extended Jog - - - - -
- Lope \_\_\_\_\_
- Lead Change
- Back
- Marker (B)

[WH/1-123]

Pattern Provided by:

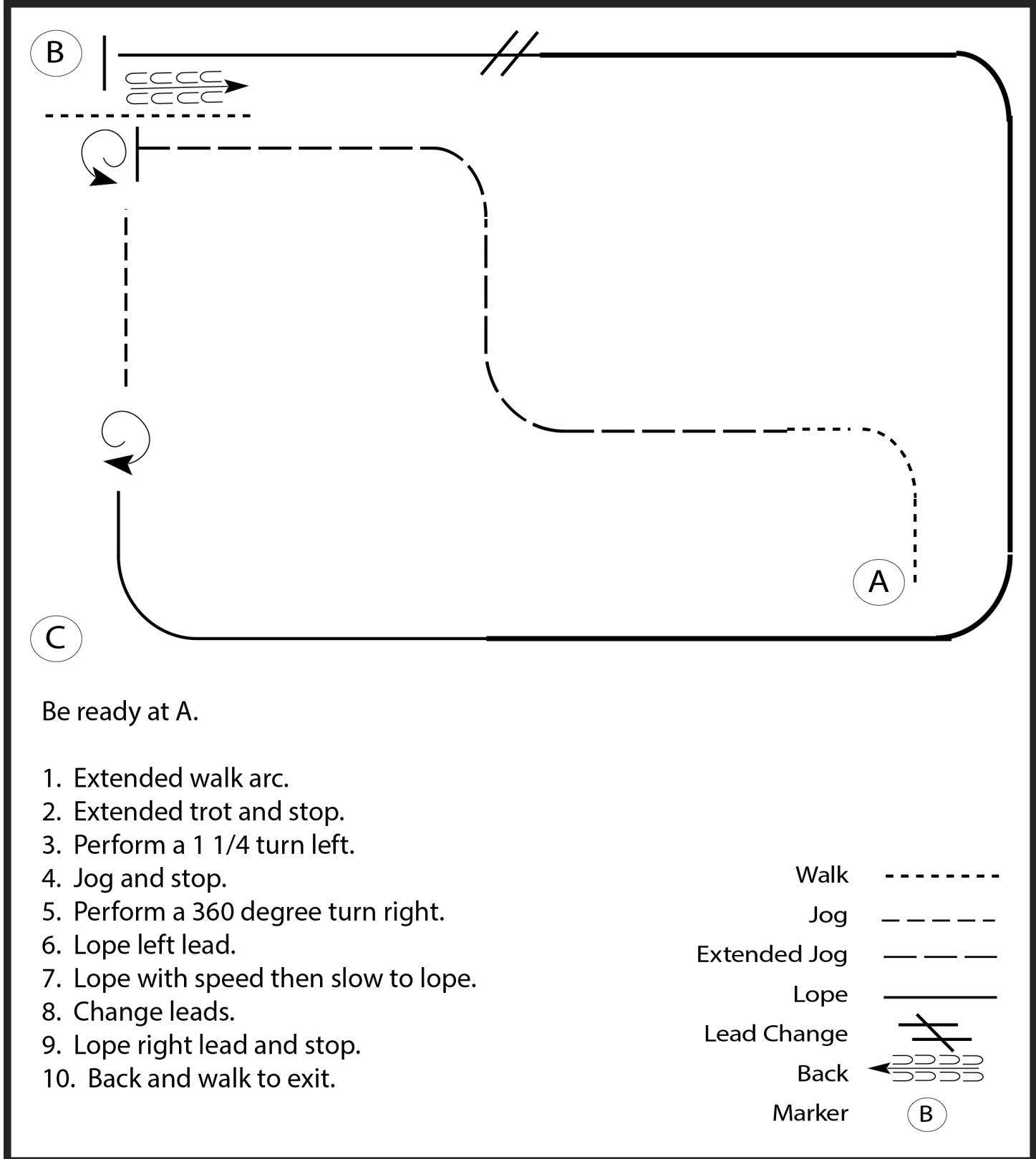
*Judges*

# 2025 FWSSR APHA

## Western Horsemanship (Youth 18 & Under / Amateur / Amateur Masters)

w w w . H o r s e S h o w P a t t e r n s . c o m

w w w . H o r s e S h o w P a t t e r n s . c o m



Be ready at A.

1. Extended walk arc.
2. Extended trot and stop.
3. Perform a 1 1/4 turn left.
4. Jog and stop.
5. Perform a 360 degree turn right.
6. Lope left lead.
7. Lope with speed then slow to lope.
8. Change leads.
9. Lope right lead and stop.
10. Back and walk to exit.

- Walk -----
- Jog - - - - -
- Extended Jog - - - - -
- Lope \_\_\_\_\_
- Lead Change
- Back
- Marker (B)

[WH/3-123]

Pattern Provided by:

*Judges*

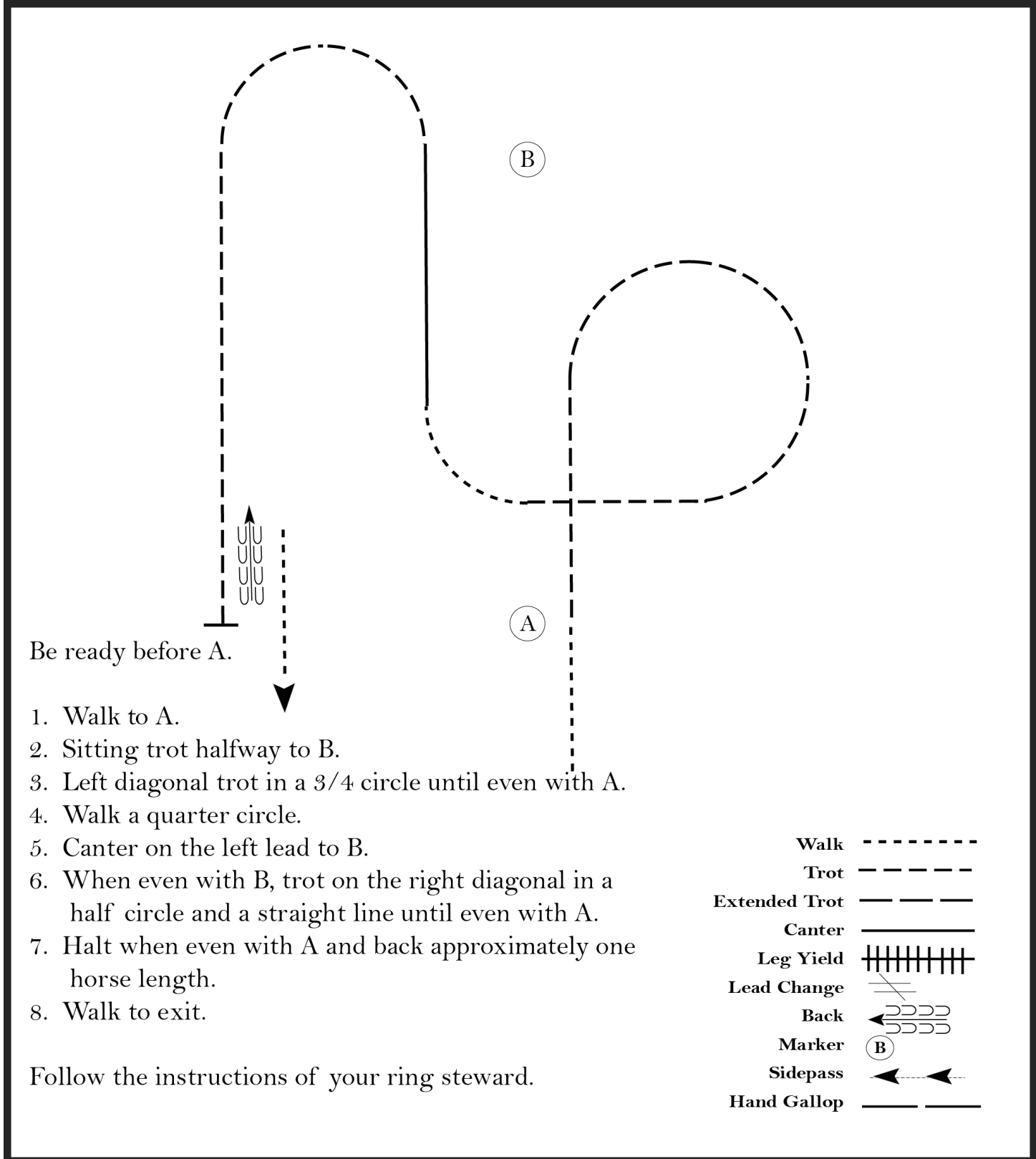


# 2025 FWSSR APHA

## Hunt Seat Equitation (Novice Youth 18 & under/Novice Amateur)

w w w . H o r s e S h o w P a t t e r n s . c o m

w w w . H o r s e S h o w P a t t e r n s . c o m



Be ready before A.

1. Walk to A.
2. Sitting trot halfway to B.
3. Left diagonal trot in a 3/4 circle until even with A.
4. Walk a quarter circle.
5. Canter on the left lead to B.
6. When even with B, trot on the right diagonal in a half circle and a straight line until even with A.
7. Halt when even with A and back approximately one horse length.
8. Walk to exit.

Follow the instructions of your ring steward.

Walk	-----
Trot	- - - - -
Extended Trot	- - - - -
Canter	—————
Leg Yield	
Lead Change	///
Back	←←←←←
Marker	(B)
Sidepass	←-----→
Hand Gallop	—————

[HSE/2-59]

Pattern Provided by:  
*Judges*

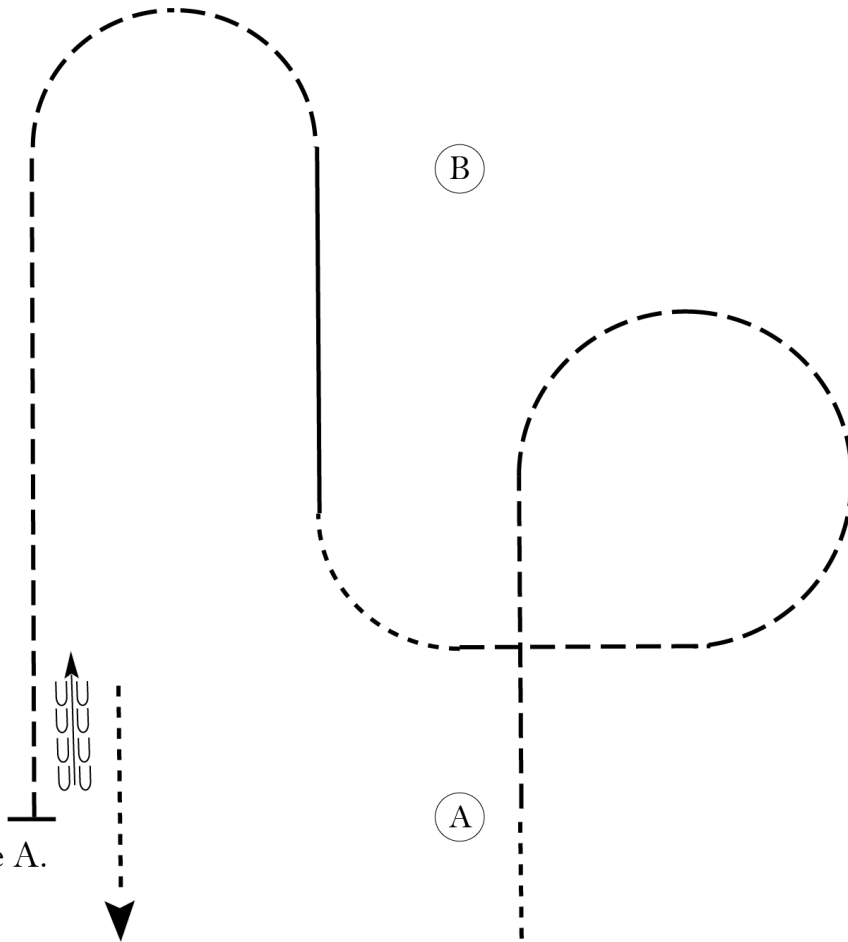
# 2025 FWSSR APHA

## Hunt Seat Equitation (Youth 13 & under)

Show Date:

www.HorseShowPatterns.com

www.HorseShowPatterns.com



Be ready before A.

1. Walk to A.
2. Sitting trot halfway to B.
3. Left diagonal trot in a 3/4 circle until even with A.
4. Walk a quarter circle.
5. Canter on the left lead to B.
6. When even with B, trot on the right diagonal in a half circle and a straight line until even with A.
7. Halt when even with A and back approximately one horse length.
8. Walk to exit.

Follow the instructions of your ring steward.

Walk	-----
Trot	- - - - -
Extended Trot	-----
Canter	—————
Leg Yield	
Lead Change	↙ ↘
Back	← ← ← ← ←
Marker	⊙
Sidepass	← - - - - →
Hand Gallop	—————

[HSE/2-59]

Pattern Provided by:

*Judges*

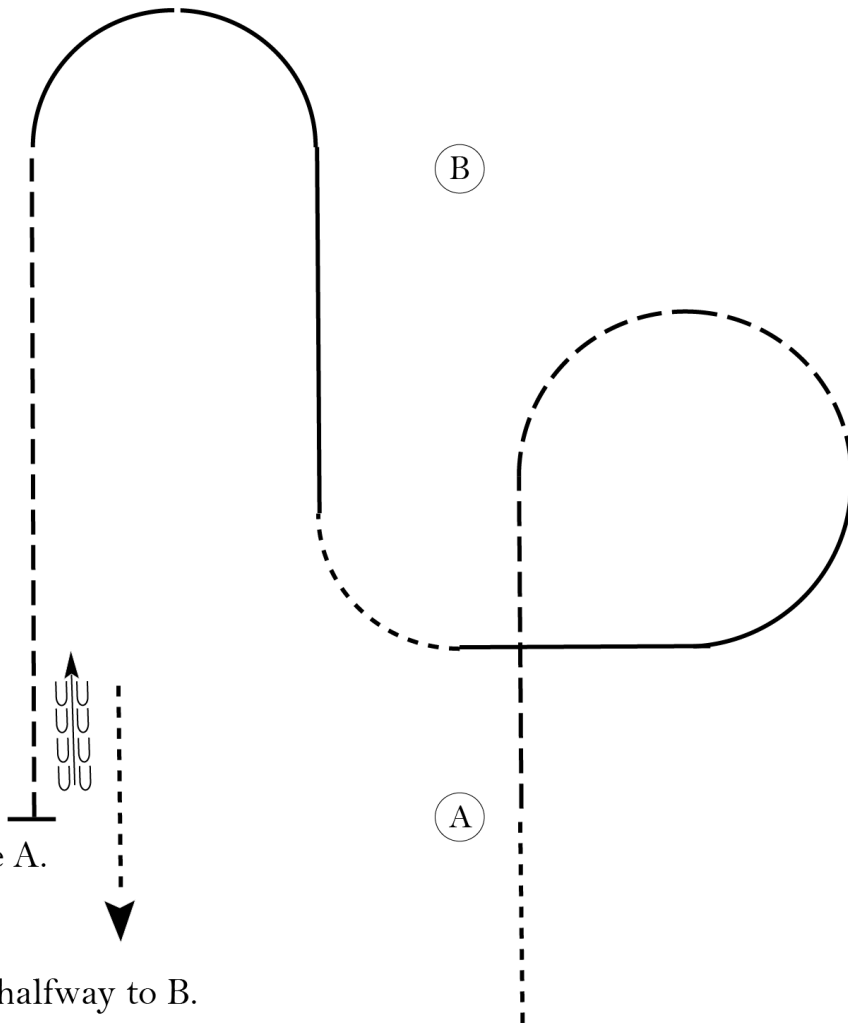


# 2025 FWSSR APHA

## Hunt Seat Equitation (Youth 18 & Under / Amateur / Amateur Masters)

www.HorseShowPatterns.com

www.HorseShowPatterns.com



Be ready before A.

1. Walk to A.
2. Sitting trot halfway to B.
3. Left diagonal trot in a half circle.
4. Canter on the right lead until even with A.
5. Walk a quarter circle.
6. Canter on the left lead to B and in a half circle as shown.
7. When even with B, trot on the right diagonal in a straight line until even with A.
8. Halt when even with A and back approximately one horse length.
9. Walk to exit.

Walk	-----
Trot	- - - - -
Extended Trot	-----
Canter	—————
Leg Yield	
Lead Change	↘ ↙
Back	← ← ← ← ←
Marker	(B)
Sidepass	← - - - - →
Hand Gallop	—————

Follow the instructions of your ring steward.

[HSE/3-59]

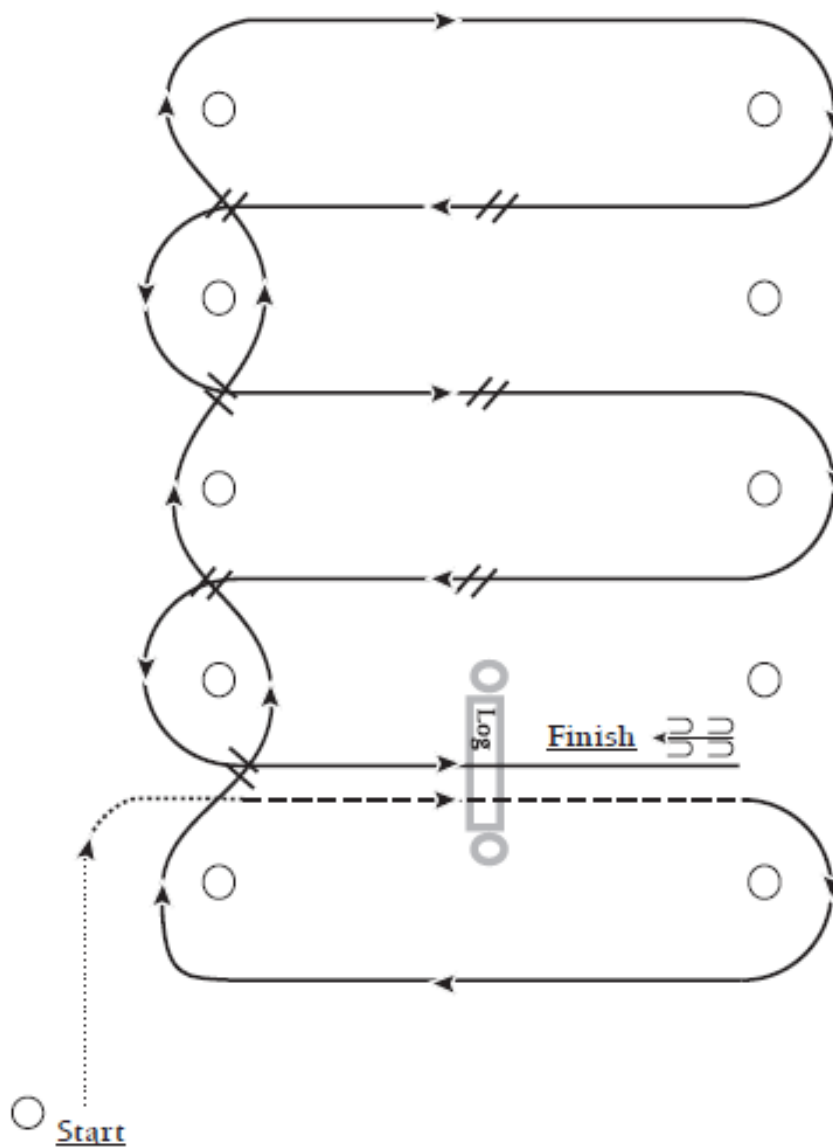
**Pattern Provided by:**

*Judges*

Class 126 – Western Riding, all ages  
Class 221 – Amateur Western Riding, all ages  
Class 313 – Youth Western Riding, 18 & under

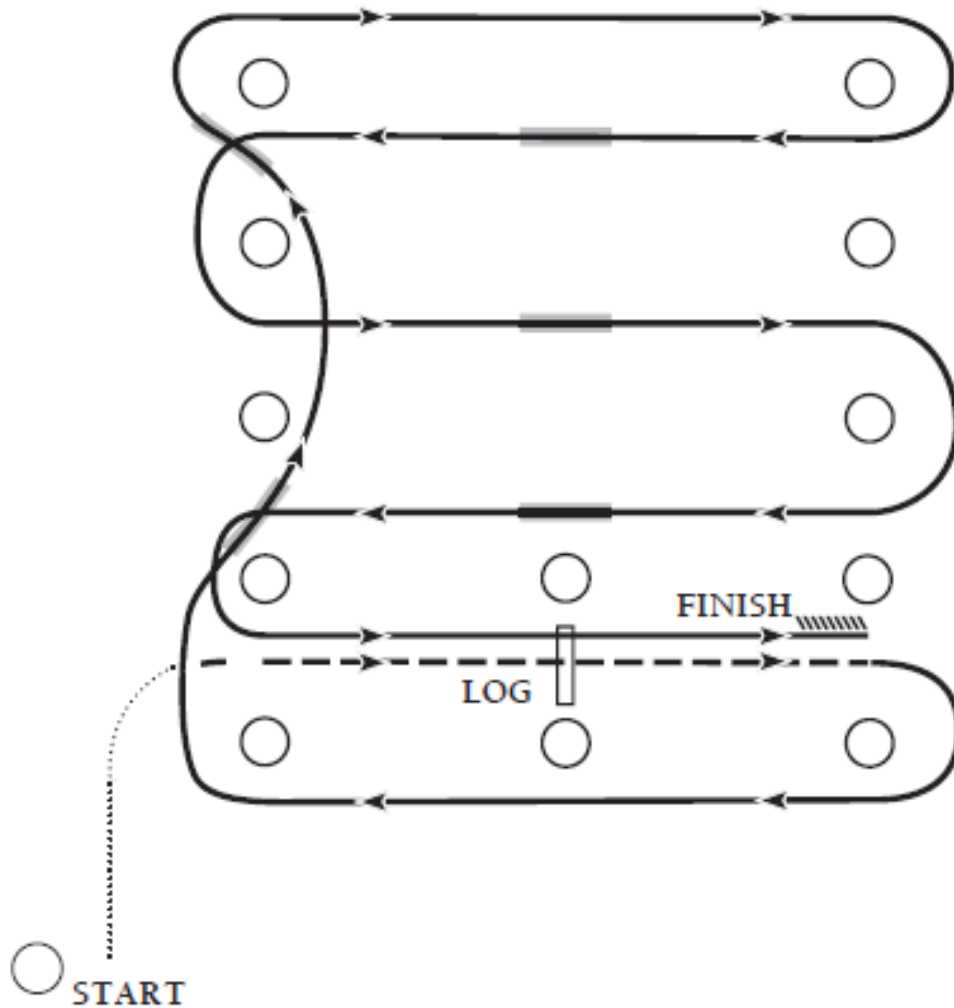
### Western Riding Pattern #4

---



1. Walk at least 15 feet from the start cone to the first marker, as drawn, transition to jog, jog over log.
2. Transition to lope, lope to right around end.
3. First line change.
4. Second line change.
5. Third line change.
6. Fourth line change.
7. First crossing change.
8. Second crossing change.
9. Third crossing change.
10. Lope over log.
11. Lope, stop and back.

Green Western Riding Pattern #4



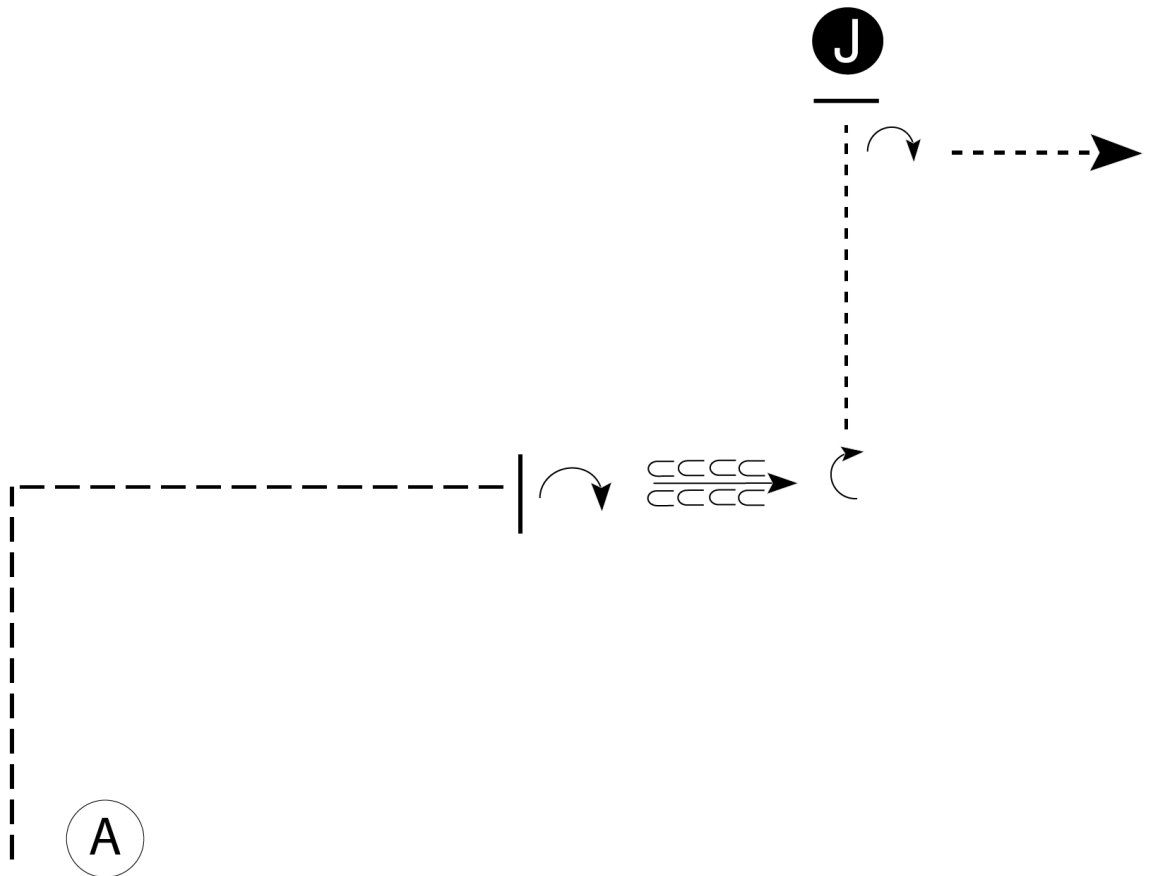
1. Walk at least 15 feet from the start cone to the first marker, as drawn, transition to jog, jog over log.
2. Transition to right lead and lope around end.
3. First line change.
4. Second line change, lope around end of arena.
5. First crossing change.
6. Second crossing change.
7. Third crossing change.
8. Lope over log.
9. Lope, stop and back.

# 2025 FWSSR APHA

## Showmanship (Walk Trot 5-10 / Walk Trot 11-18)

w w w . H o r s e S h o w P a t t e r n s . c o m

w w w . H o r s e S h o w P a t t e r n s . c o m



Be ready at A.

1. When acknowledged, trot a square corner to center of pattern.
2. Stop and perform a 180 degree turn.
3. Back approximately one horse length.
4. Perform a 90 degree turn.
5. Walk to Judge.
6. Stop and set up.
7. Inspection.
8. Perform a 90 degree turn and walk off.

- Walk -----
- Trot - - - - -
- Back ← ← ← ← ←
- Marker (B)
- Judge (J)

[S/WT-126]

Pattern Provided by:

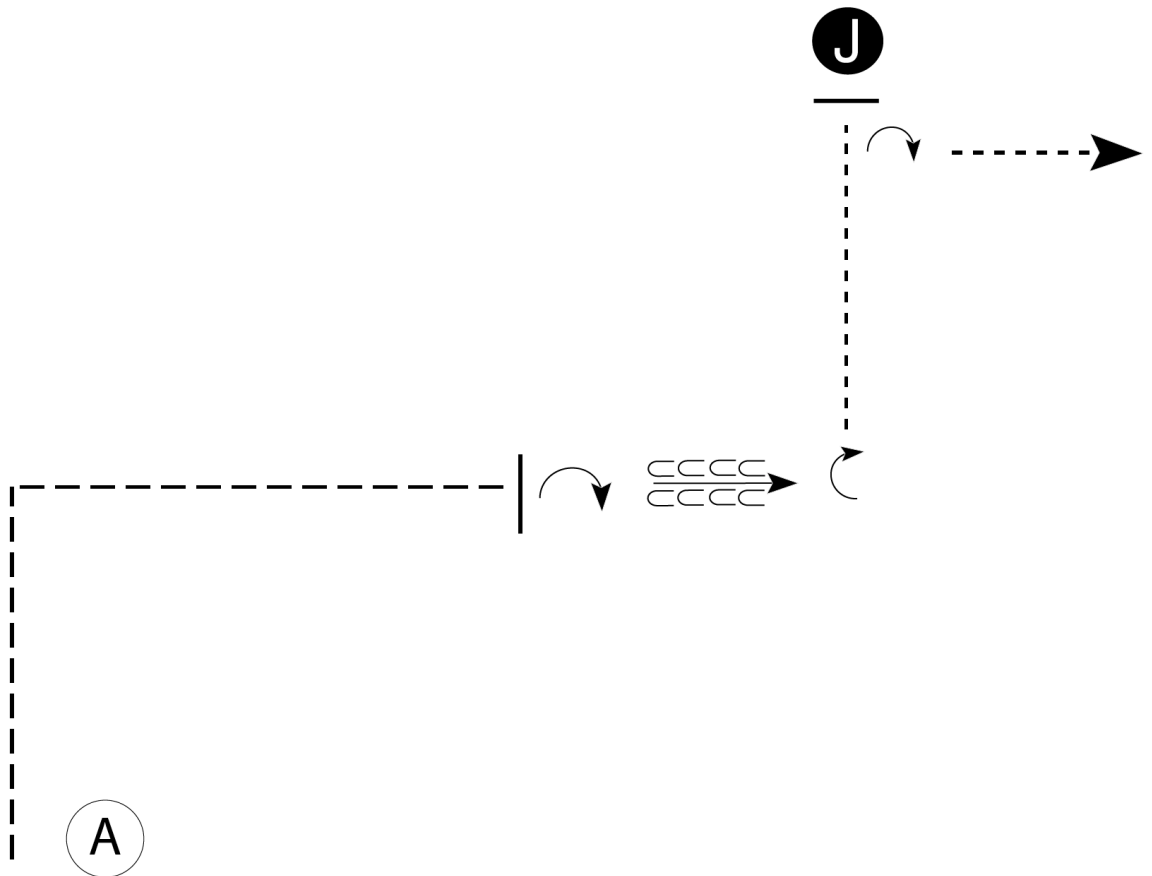
*Judges*

# 2025 FWSSR APHA

## Showmanship (Amateur Walk/Trot (Walk Only))

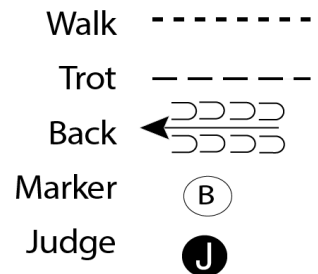
w w w . H o r s e S h o w P a t t e r n s . c o m

w w w . H o r s e S h o w P a t t e r n s . c o m



Be ready at A.

1. When acknowledged, trot a square corner to center of pattern.
2. Stop and perform a 180 degree turn.
3. Back approximately one horse length.
4. Perform a 90 degree turn.
5. Walk to Judge.
6. Stop and set up.
7. Inspection.
8. Perform a 90 degree turn and walk off.



[S/WT-126]

Pattern Provided by:

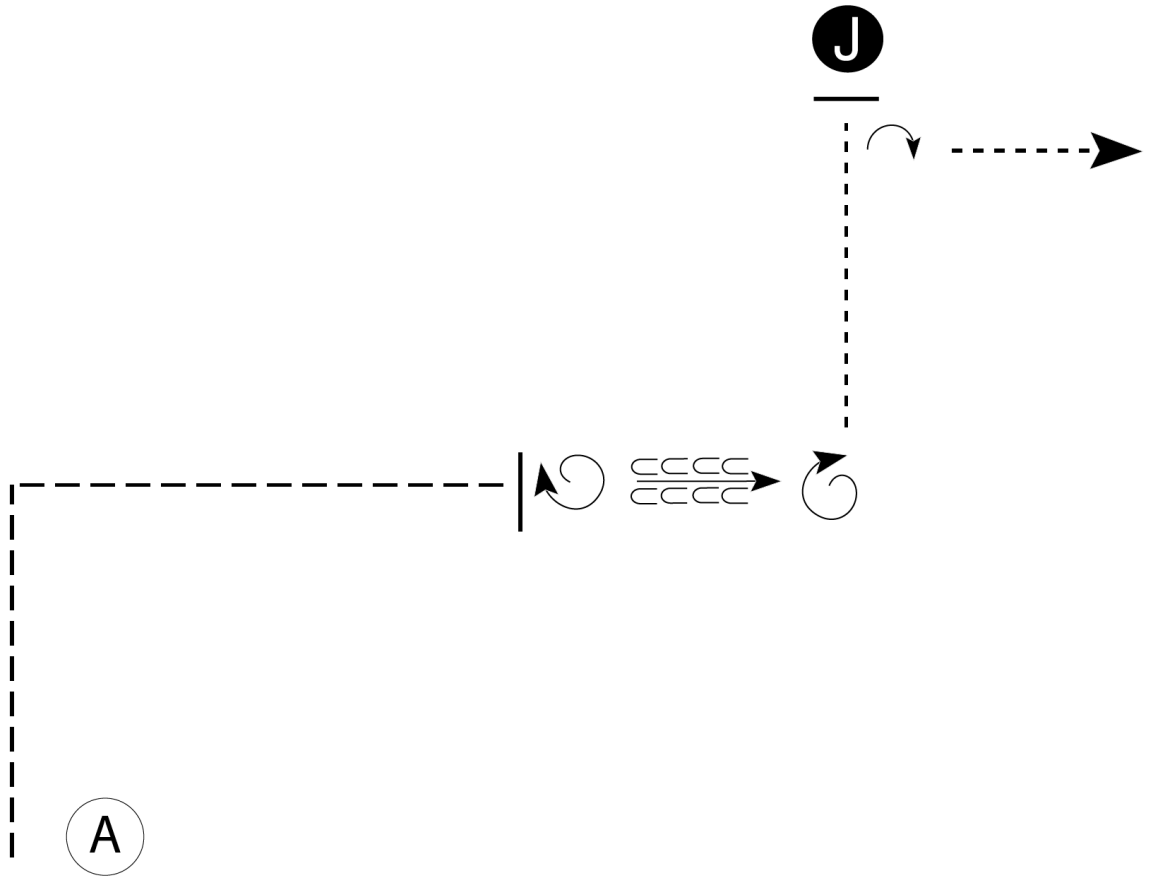
*Judges*

# 2025 FWSSR APHA

## Showmanship (Novice Youth 18 & under/ Novice Amateur)

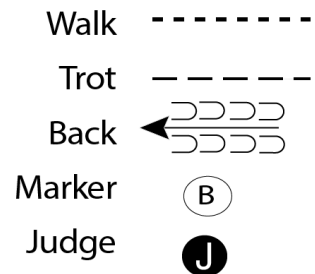
w w w . H o r s e S h o w P a t t e r n s . c o m

w w w . H o r s e S h o w P a t t e r n s . c o m



Be ready at A.

1. When acknowledged, trot a square corner to center of pattern.
2. Stop and perform a 540 degree turn.
3. Back approximately one horse length.
4. Perform a 450 degree turn.
5. Walk to Judge.
6. Stop and set up.
7. Inspection.
8. Perform a 90 degree turn and walk off.



[S/2-126]

Pattern Provided by:

*Judges*

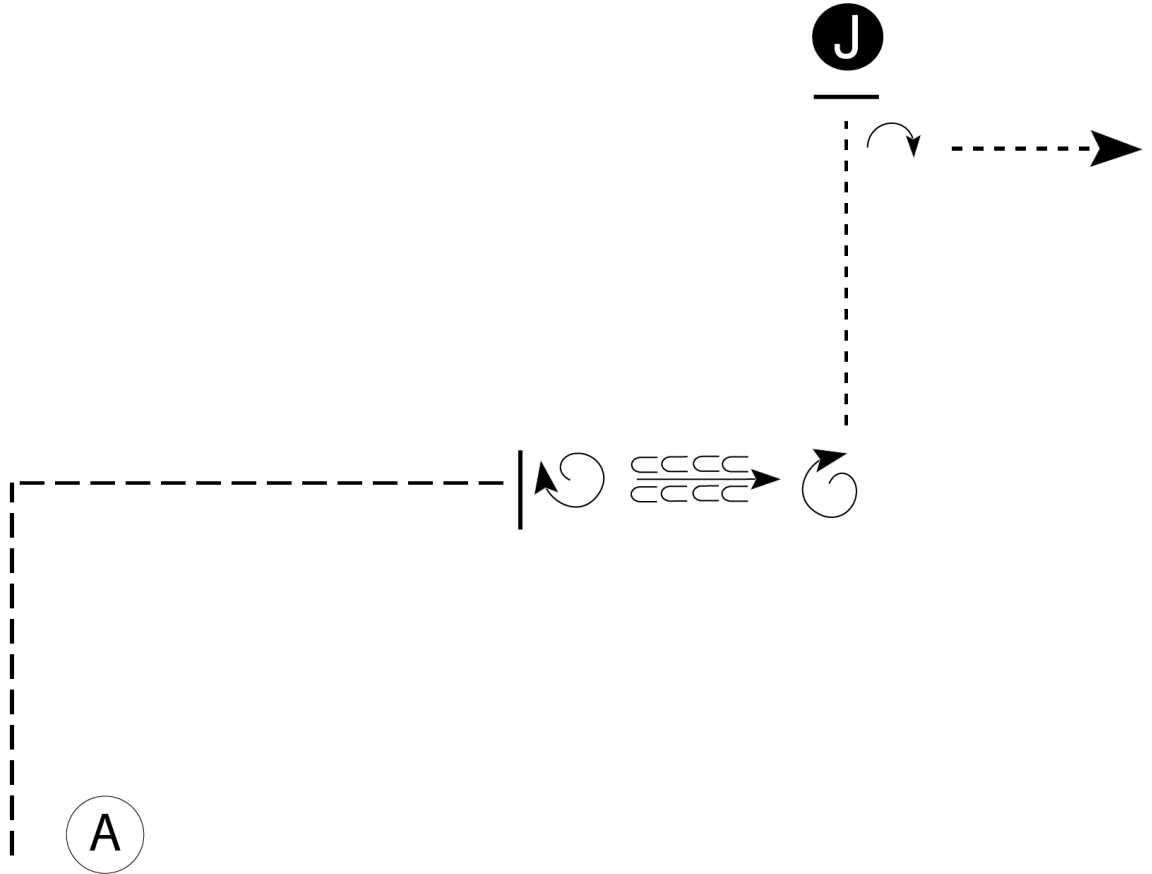
# 2025 FWSSR APHA

## Showmanship (Youth 13 & under)

Show Date:

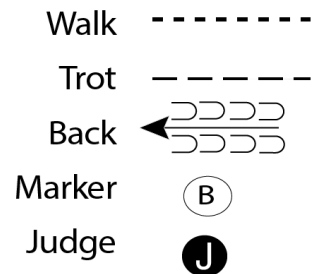
w w w . H o r s e S h o w P a t t e r n s . c o m

w w w . H o r s e S h o w P a t t e r n s . c o m



Be ready at A.

1. When acknowledged, trot a square corner to center of pattern.
2. Stop and perform a 540 degree turn.
3. Back approximately one horse length.
4. Perform a 450 degree turn.
5. Walk to Judge.
6. Stop and set up.
7. Inspection.
8. Perform a 90 degree turn and walk off.



[S/2-126]

Pattern Provided by:

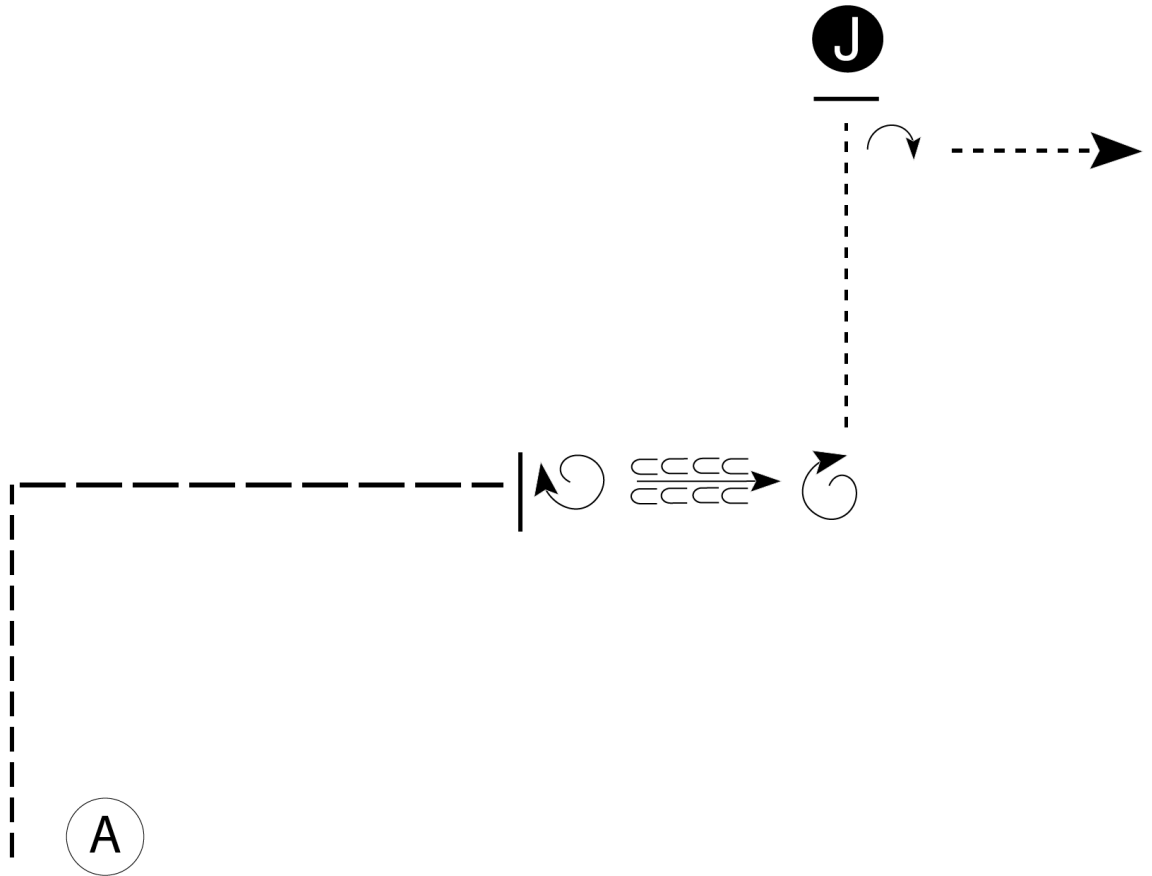
*Judges*

# 2025 FWSSR APHA

## Showmanship (Youth 18 & Under / Amateur / Amateur Masters)

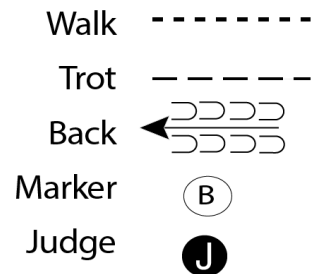
w w w . H o r s e S h o w P a t t e r n s . c o m

w w w . H o r s e S h o w P a t t e r n s . c o m



Be ready at A.

1. When acknowledged, trot a square corner then build to an extended trot to center of pattern.
2. Stop and perform a 540 degree turn.
3. Back approximately one horse length.
4. Perform a 450 degree turn.
5. Walk to Judge.
6. Stop and set up.
7. Inspection.
8. Perform a 90 degree turn and walk off.



[S/3-126]

Pattern Provided by:

*Judges*