

2025

**FORT WORTH
STOCK SHOW
& RODEO**

A decorative flourish consisting of a long, sweeping curve that starts under the 'R' of 'RODEO' and extends to the right, ending in a small hook.

Pattern Book

Ponies of the Americas

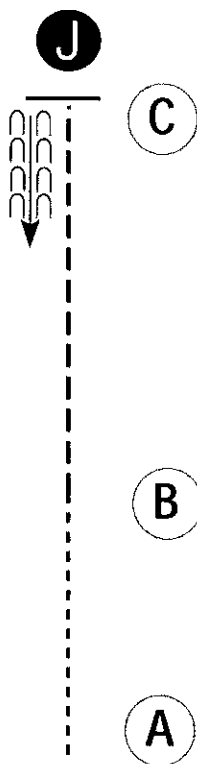
2025 FWSSR POA

Leadline Showmanship (Walk Trot 6 & under (Walk Only))

Show Date:

w w w . H o r s e S h o w P a t t e r n s . c o m

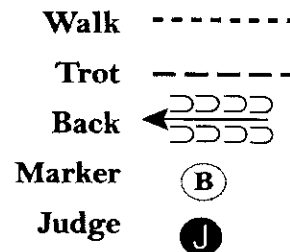
w w w . H o r s e S h o w P a t t e r n s . c o m



Be ready at A.

1. Walk to B.
2. Trot to C.
3. Stop and set up for inspection.
4. When dismissed, back approximately one horse length.

Follow the instructions of your ring steward.



[S/WT-41]

Pattern Provided by:

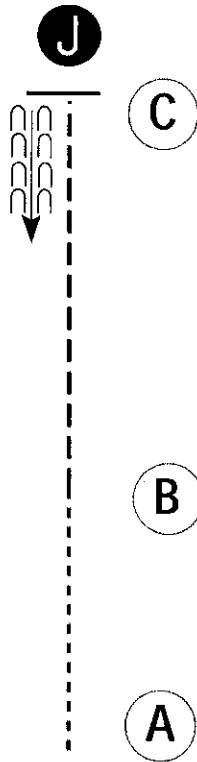
Judges

2025 FWSSR POA

Showmanship (Youth 9 & under / Youth 18&U Walk Trot)

w w w . H o r s e S h o w P a t t e r n s . c o m

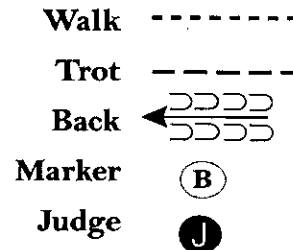
w w w . H o r s e S h o w P a t t e r n s . c o m



Be ready at A.

1. Walk to B.
2. Trot to C.
3. Stop and set up for inspection.
4. When dismissed, back approximately one horse length.

Follow the instructions of your ring steward.



[S/WT-41]

Pattern Provided by:

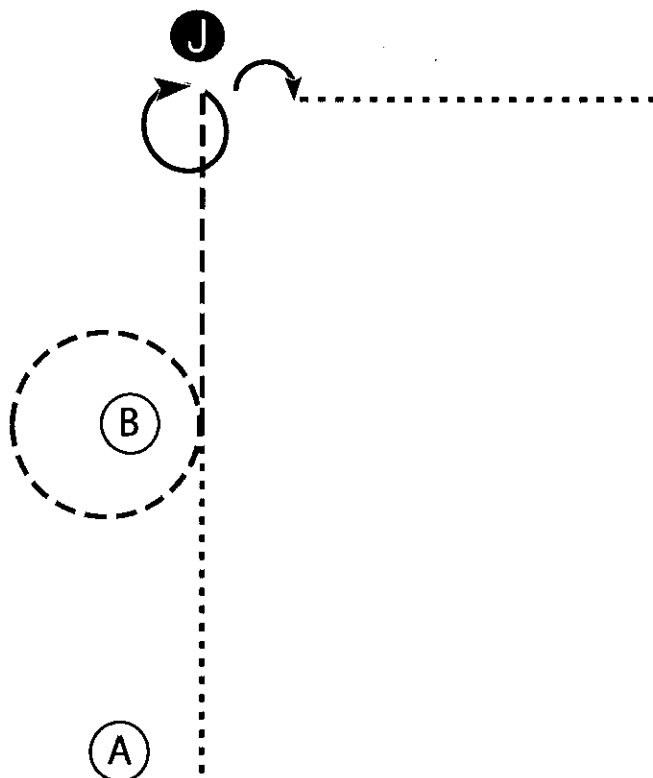
Judges

2025 FWSSR POA

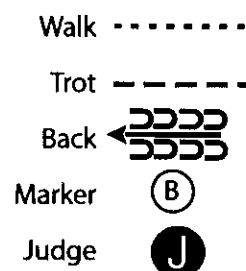
Showmanship (Youth 10-13 / Youth 14-18 / 19 & Over)

w w w . H o r s e S h o w P a t t e r n s . c o m

w w w . H o r s e S h o w P a t t e r n s . c o m



1. Walk from A to B.
2. At B trot. Trot a circle around B and continue to the Judge.
3. Stop and perform a 360 degree turn. Set up for inspection.
4. When dismissed perform a 90 degree turn.
5. Walk straight away from the Judge.



[S/2-8]

Pattern Provided by:

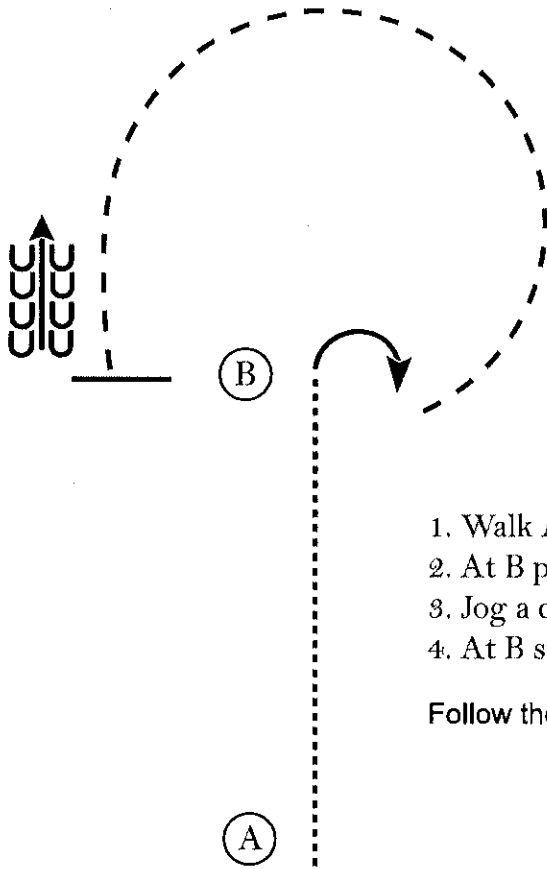
Judges

2025 FWSSR POA

Western Horsemanship (Youth 9 & under Walk Trot)

w w w . H o r s e S h o w P a t t e r n s . c o m

w w w . H o r s e S h o w P a t t e r n s . c o m



1. Walk A to B
2. At B perform a 90 degree turn to the right
3. Jog a circle around B
4. At B stop and back 4 steps

Follow the instructions of your ring steward.

Walk
Jog	-----
Extended Jog	-----
Lope	—————
Leg Yield	
Lead Change	///
Back	←←←←
Marker	Ⓚ
Sidepass	→-----→

[WH/WT-7]

Pattern Provided by:

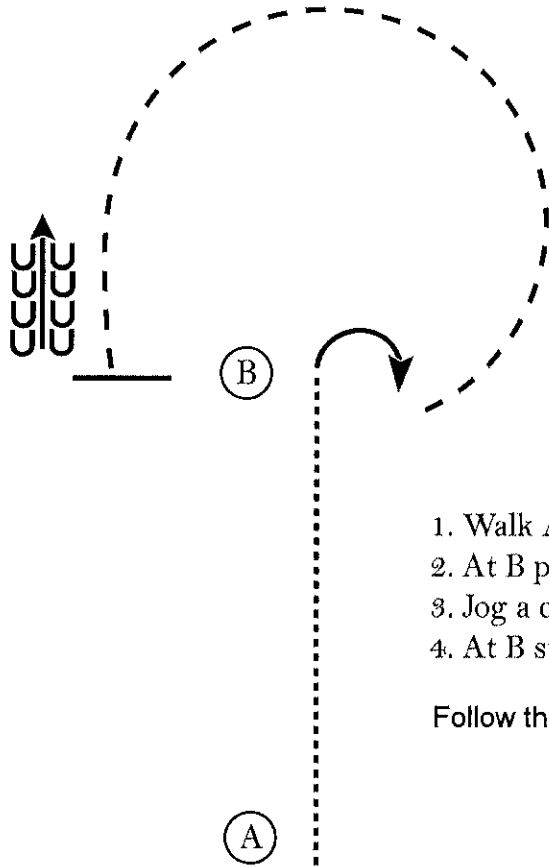
Judges

2025 FWSSR POA

Western Horsemanship (Youth 18 & U Walk Trot / 19 & Over Walk Trot)

www.HorseShowPatterns.com

www.HorseShowPatterns.com



1. Walk A to B
2. At B perform a 90 degree turn to the right
3. Jog a circle around B
4. At B stop and back 4 steps

Follow the instructions of your ring steward.

Walk
Jog	-----
Extended Jog	-----
Lope	=====
Leg Yield	
Lead Change	↘
Back	← ← ←
Marker	(B)
Sidepass	←-----→

[WH/WT-7]

Pattern Provided by:

Judges

2025 FWSSR POA

Western Horsemanship (Youth 10-13 / Youth 14-18 / 19 & Over)

www.HorseShowPatterns.com

www.HorseShowPatterns.com

Be ready at A.

1. When acknowledged, back approximately 2 horse lengths.
2. Walk to A.
3. Lope on the left lead to B.
4. Jog in a half circle until even with B.
5. Lope on the right lead until even with A.
6. Break to a jog and exit pattern at a jog.

Pattern is over once you have jogged two strides past A.

Follow the instructions of your ring steward.

Walk	-----
Jog	- - - - -
Extended Jog	— — — —
Lope	—————
Lead Change	
Back	
Marker	(B)

[WH/2-83]

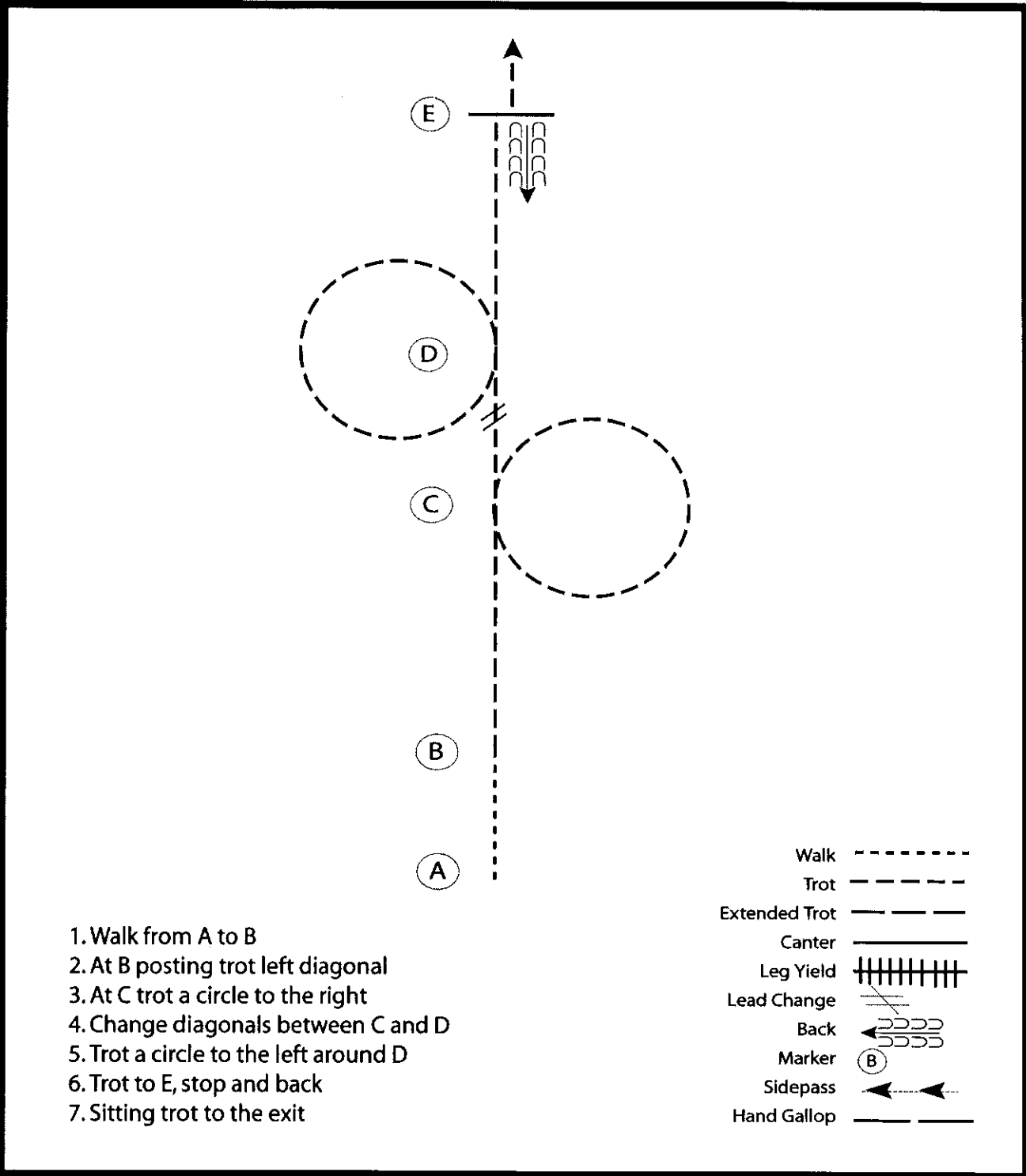
Pattern Provided by:
Judges

2025 FWSSR POA

Hunt Seat Equitation (Youth 18 & under Walk Trot / 19 & Over Walk Trot)

www.HorseShowPatterns.com

www.HorseShowPatterns.com



1. Walk from A to B
2. At B posting trot left diagonal
3. At C trot a circle to the right
4. Change diagonals between C and D
5. Trot a circle to the left around D
6. Trot to E, stop and back
7. Sitting trot to the exit

- Walk -----
- Trot - - - - -
- Extended Trot - - - - -
- Canter _____
- Leg Yield |||||
- Lead Change / \
- Back ← ← ←
- Marker (B)
- Sidepass ← - - - - -
- Hand Gallop - - - - -

[HSE/WT-11]

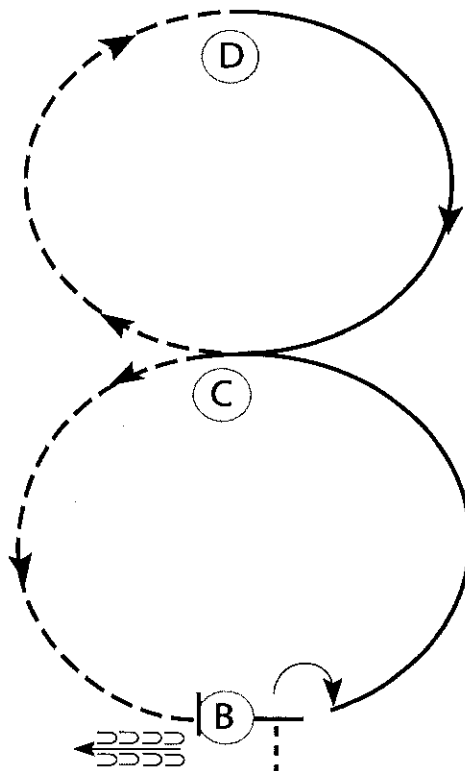
Pattern Provided by:
Judges

2025 FWSSR POA

Hunt Seat Equitation (Youth 10-13 / Youth 14-18 / 19 & Over)

www.HorseShowPatterns.com

www.HorseShowPatterns.com



Be ready at A.

1. Walk to B.
2. Stop at B and perform a 90 degree turn to the right on the forehand.
3. Canter on the left lead to C.
4. Posting trot from C to D.
5. Canter on the right lead from D to C.
6. Posting trot from C to B.
7. Stop at B and back one horse length.

Follow the instructions of your ring steward.

Walk	-----
Trot	- - - - -
Extended Trot	-----
Canter	=====
Leg Yield	
Lead Change	↘ ↙
Back	←←←←←
Marker	Ⓚ
Sidepass	←---→
Hand Gallop	-----

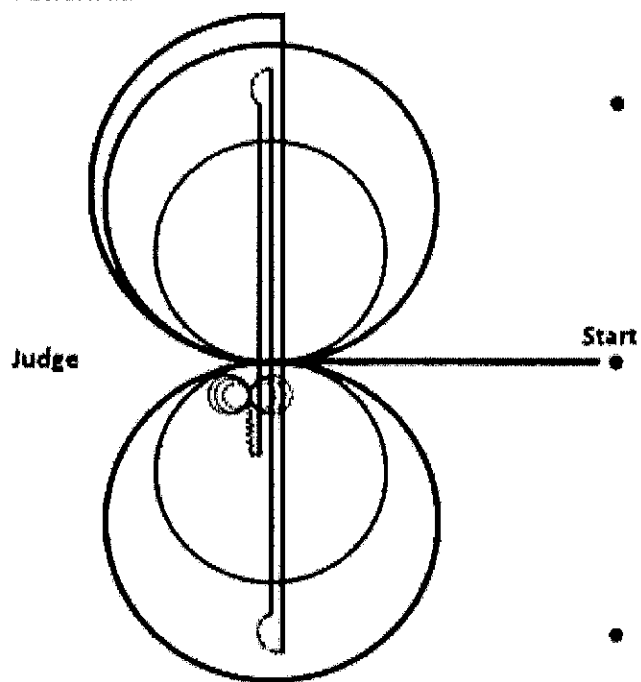
[HSE/2-13]

Pattern Provided by:

Judges

FWSSR 2025 POAC Ranch Reining 18 & Under, 19 & Over

Pattern #2



Pattern 2

Begin at the center marker along the right side of the arena, facing the left wall or fence.

1. Starting to the right, complete a small figure 8 at a slow lope.
2. Complete a large figure 8 at a fast lope.
3. Change leads at the center of the arena, and begin a large circle to the right. At the top of the circle, run down the middle to the opposite end of the arena, past the end marker, and do a right rollback, no hesitation.
4. Run to the far end of the arena, past the end marker and do a left rollback, no hesitation.
5. Run past the center marker and stop.
6. Back to the center marker.
7. Complete 3 spins to the right.
8. Complete 3 spins to the left.
9. Walk to the judge for inspection and dismissal.

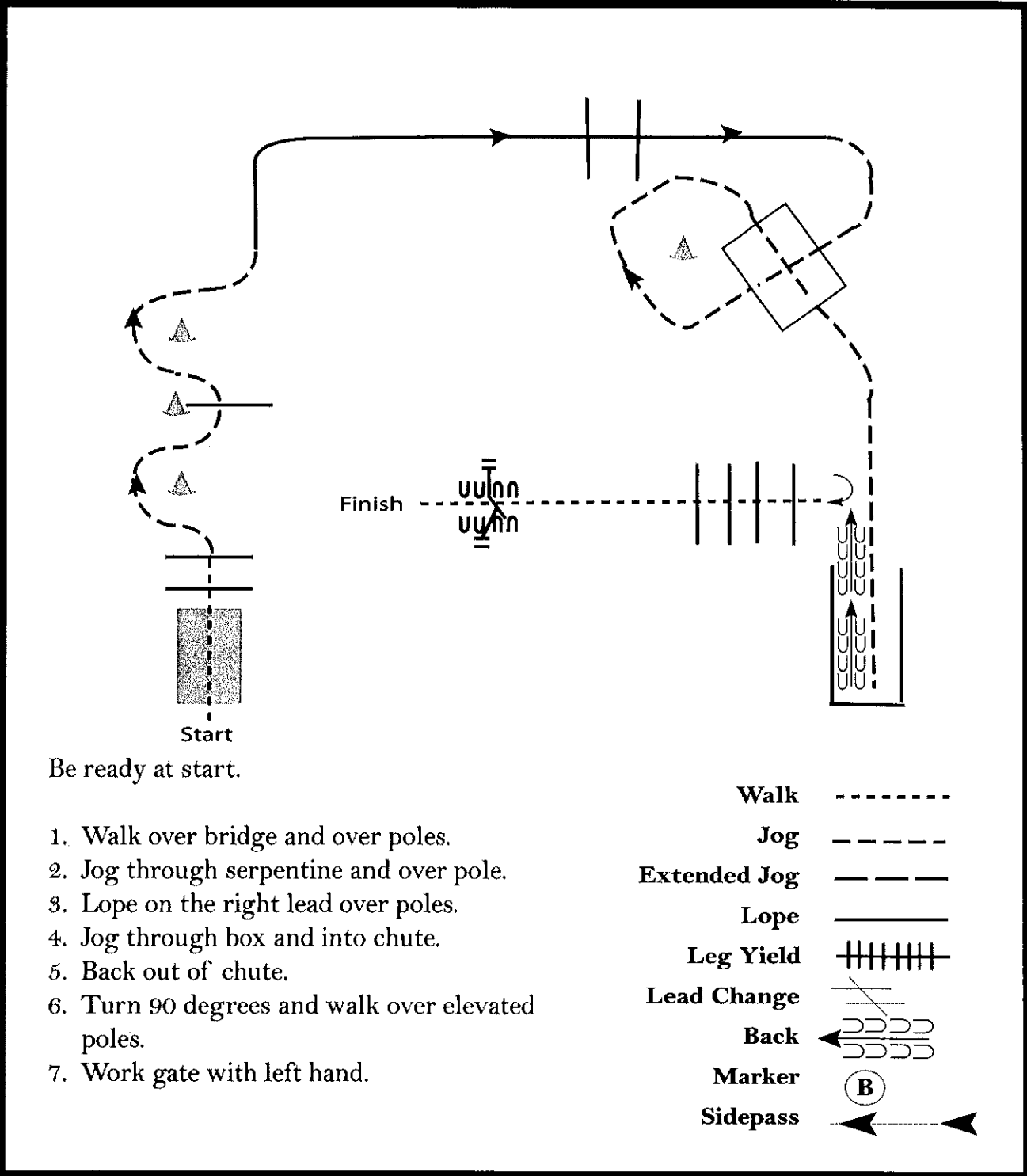
2025 FWSSR POAC

Trail All Classes (6 & under (walk only, no gate)

9 & under, In-hand, W/T trot @ lope)

www.HorseShowPatterns.com

www.HorseShowPatterns.com



Be ready at start.

1. Walk over bridge and over poles.
2. Jog through serpentine and over pole.
3. Lope on the right lead over poles.
4. Jog through box and into chute.
5. Back out of chute.
6. Turn 90 degrees and walk over elevated poles.
7. Work gate with left hand.

Walk
Jog	-----
Extended Jog	-----
Lope	————
Leg Yield	
Lead Change	———/———
Back	←←←
Marker	ⓑ
Sidepass	←←←

[T/1-6]

Pattern Provided by:

Judges

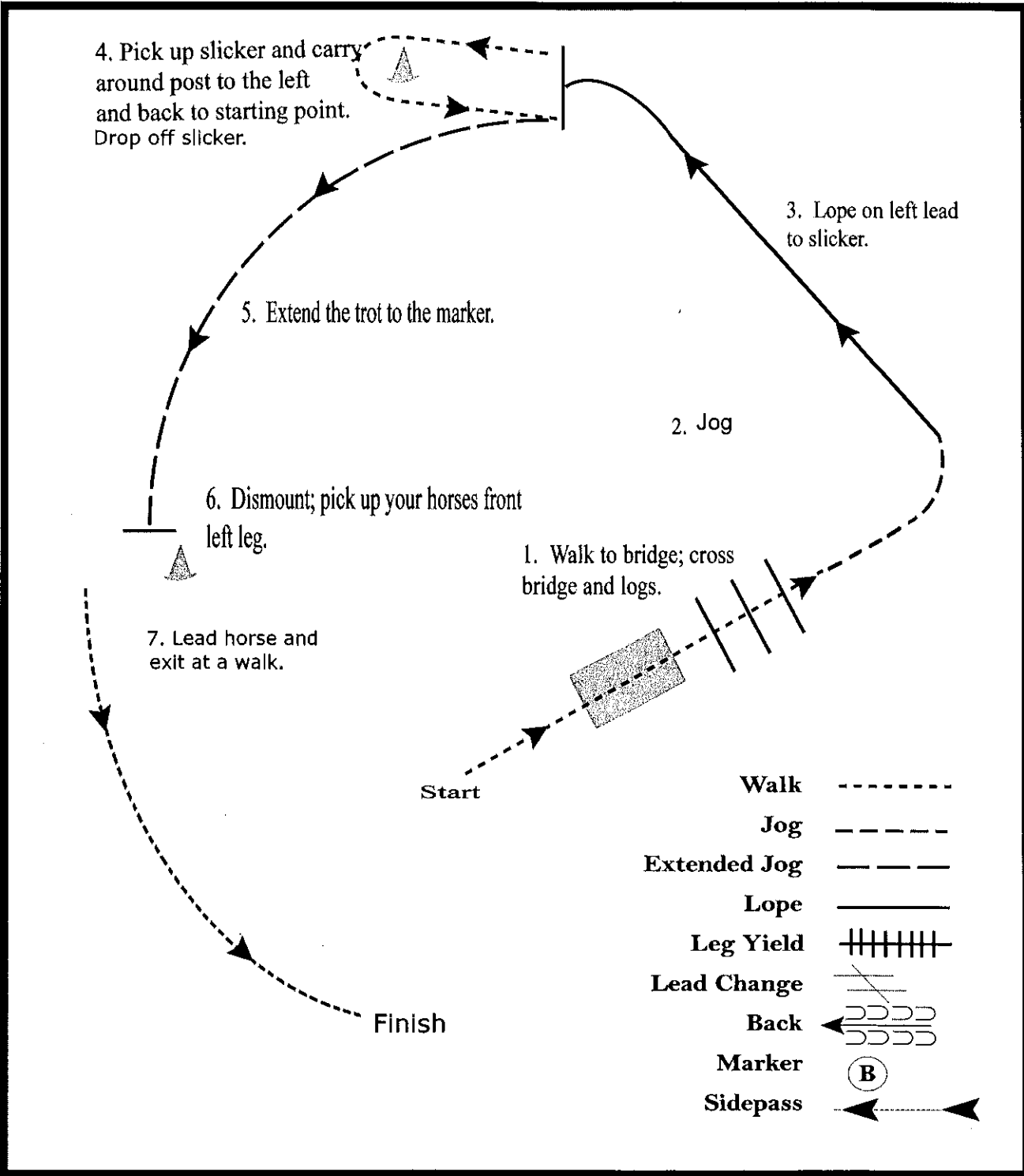
FWSSR 2025 POAC

Ranch Trail 18 & Under, 19 & Over

Show Date: January 2025

www.HorseShowPatterns.com

www.HorseShowPatterns.com

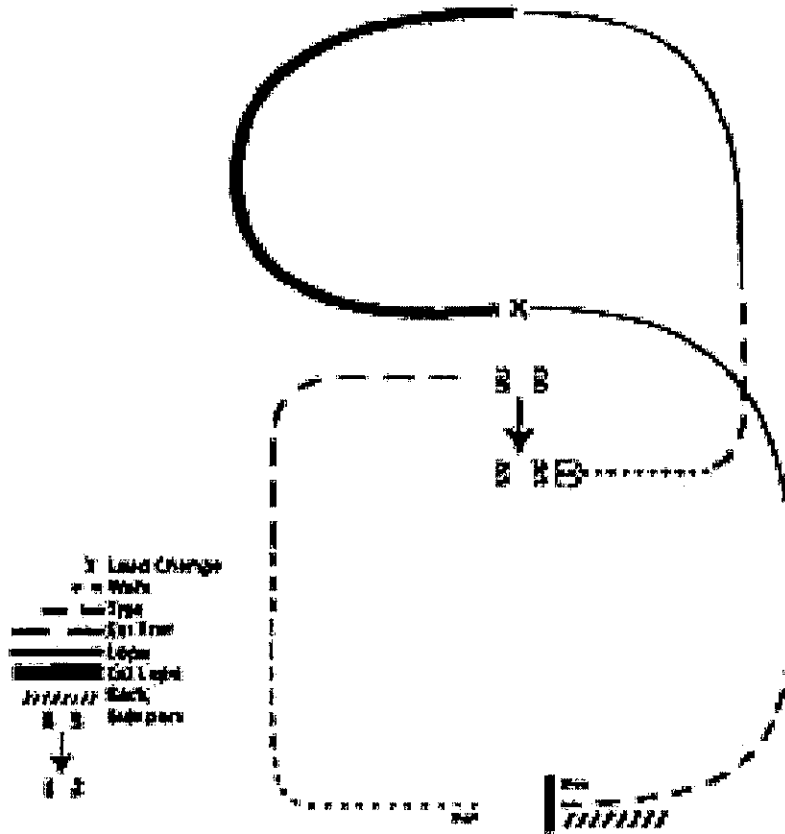


[RT/3]

Pattern Provided by:

Judges

FWSSR 2025 POAC Ranch Riding
18 & Under, 19 & Over
 PATTERN 3



1. Walk to the left around corner of arena
2. Trot
3. Extended trot along the side of arena and around corner to center
4. Stop, sidepass right
5. 360 degree turn each direction, either way first (R-L or L-R)
6. Walk
7. Trot
8. Lope left lead
9. Extended lope
10. Change leads (simple or flying)
11. Collect to a lope
12. Extended trot
13. Stop and back

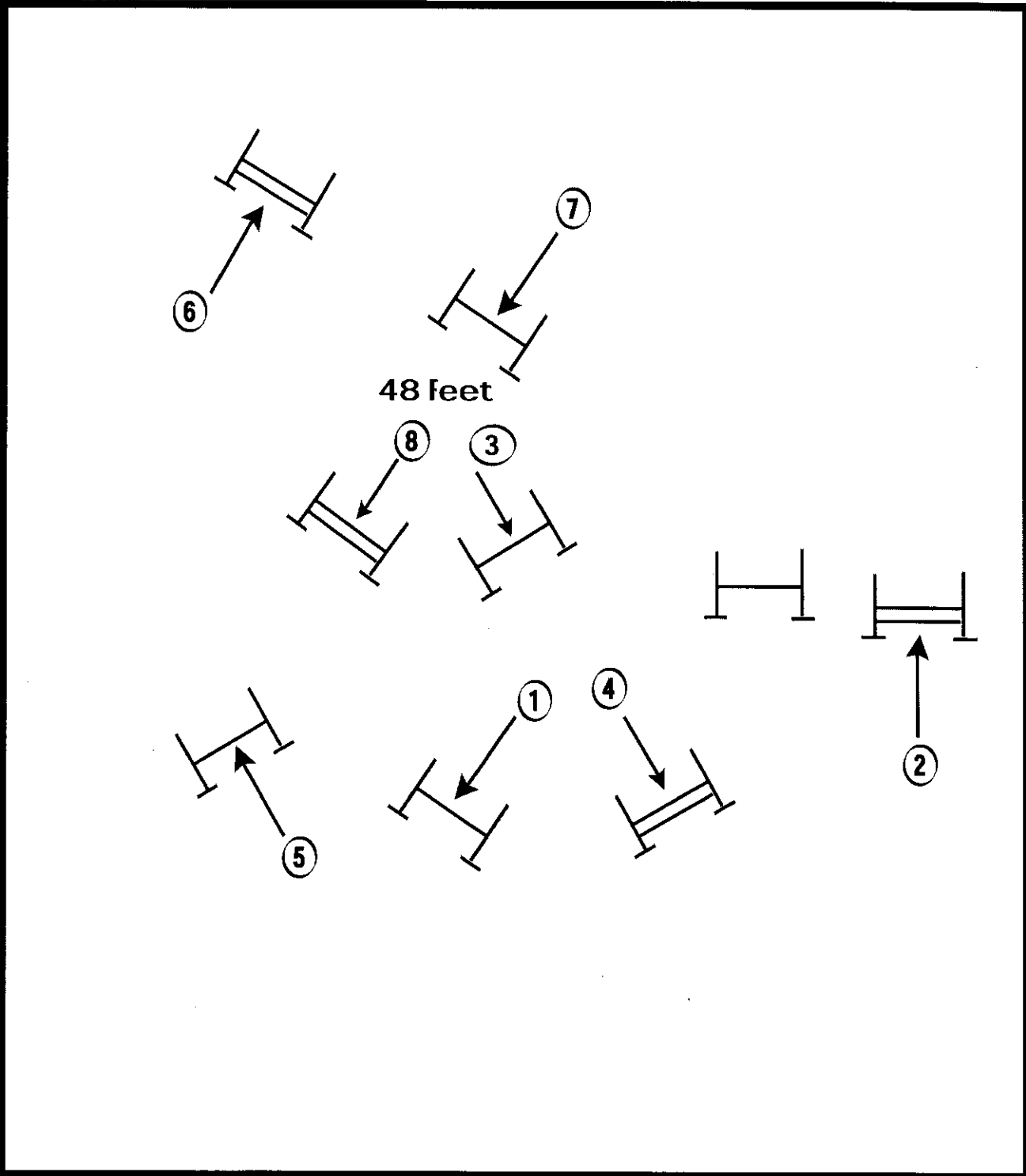
2025 FWSSR Pony Of The Americas

Huntseat Equitation Over Fences All Classes

Show Date: January 2025

www.HorseShowPatterns.com

www.HorseShowPatterns.com



[HSEOF/2]

Pattern Provided by:

Judges

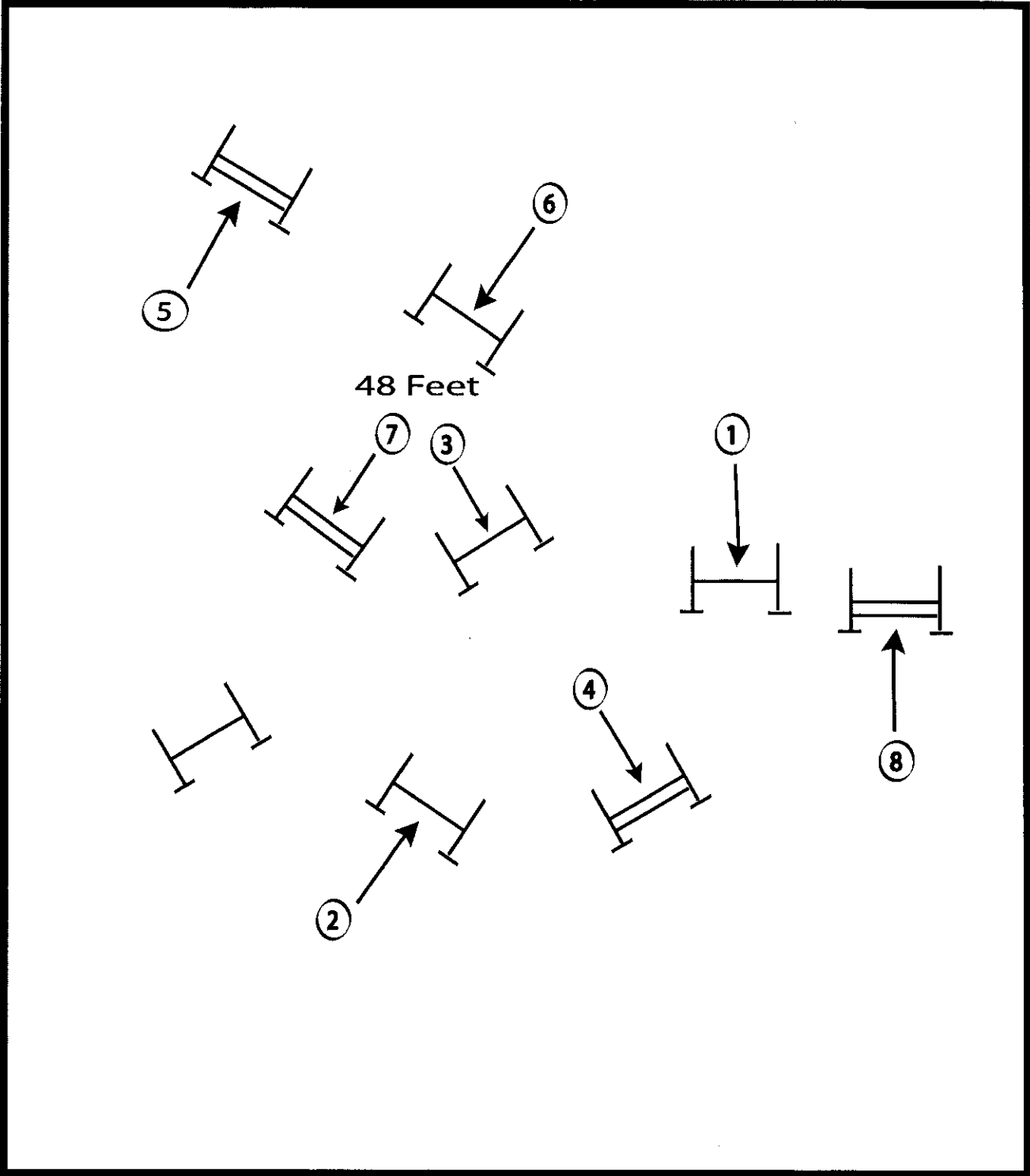
2025 FWSSR Pony Of The Americas

Hunter Over Fences All Classes

Show Date: January 2025

www.HorseShowPatterns.com

www.HorseShowPatterns.com



Pattern Provided by:

Judges

[J/1]

