

2025

**FORT WORTH
STOCK SHOW
& RODEO**

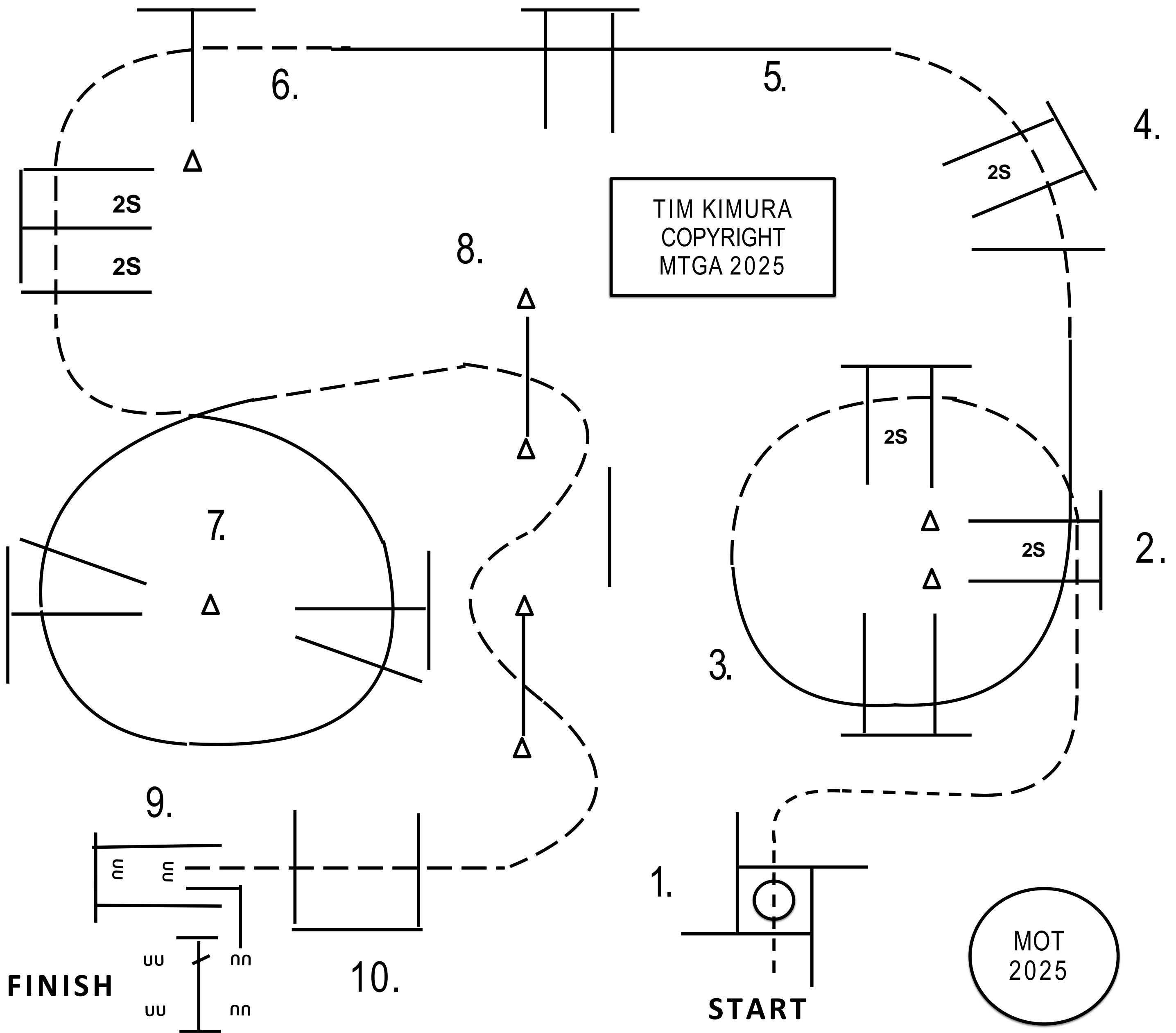
A decorative flourish consisting of a long, sweeping curve that starts under the 'R' of 'RODEO' and extends to the right, ending in a small hook.

Pattern Book
Quarter Horse Show

2025 FT WORTH STOCK SHOW

FEB 7th

JUNIOR TRAIL AMATEUR, SELECT 50 & OV AND SENIOR TRAIL



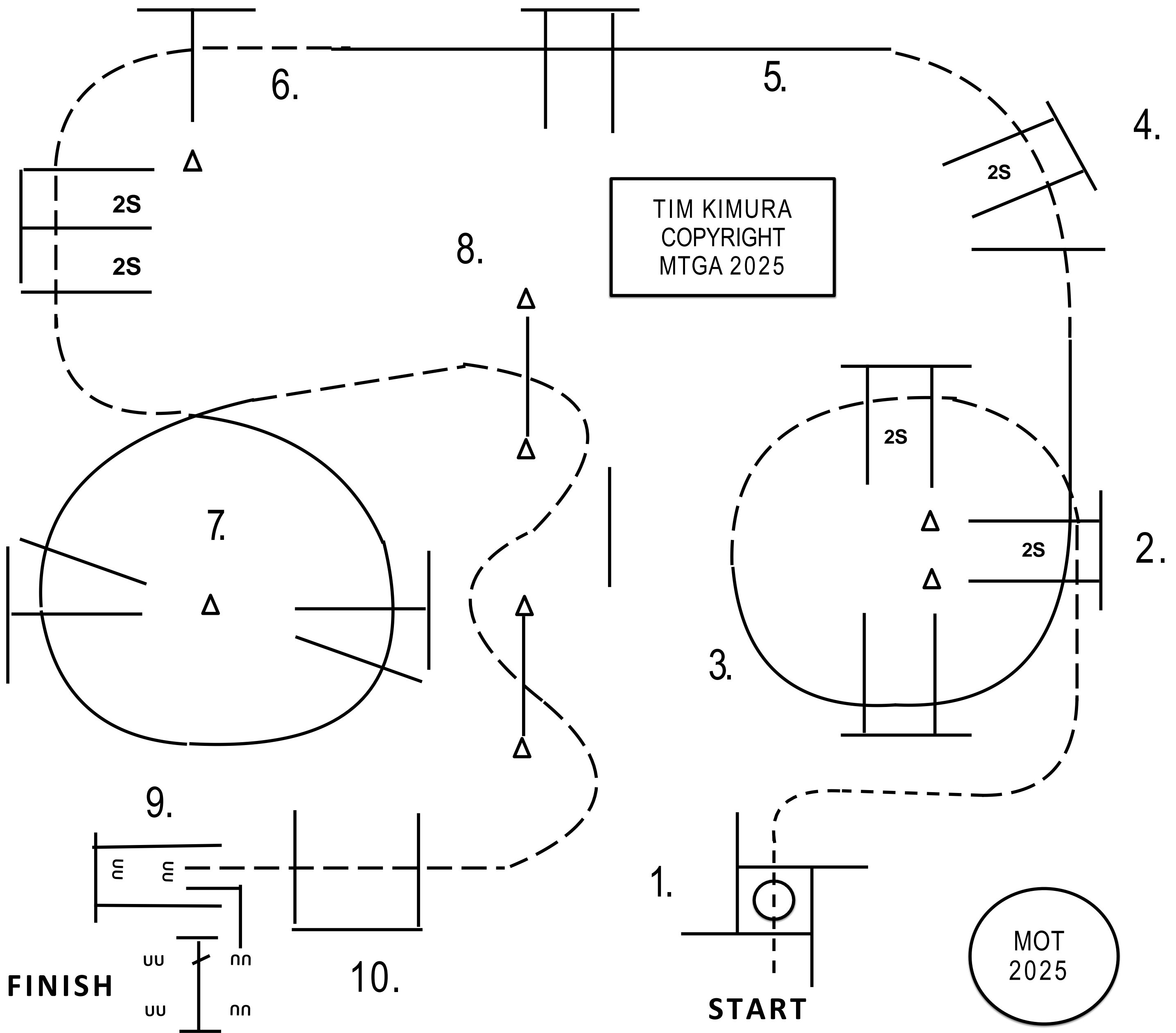
1. WALK INTO BOX, 360 TURN EITHER WAY WALK OUT BOX.
2. JOG OVER POLES.
3. LOPE OVER POLES (LEFT LEAD).
4. BREAK TO THE JOG, JOG OVER POLES.
5. LOPE OVER POLES (LEFT LEAD).

6. BREAK TO THE JOG, JOG OVER POLES.
7. LOPE OVER POLES (RIGHT LEAD).
8. BREAK TO THE JOG, JOG THROUGH SERPENTINE, JOG OVER POLES, JOG INTO CHUTE.
9. BACK BETWEEN POLES UP TO GATE.
10. WORK GATE LEFT HAND.

2025 FT WORTH STOCK SHOW

**L1 YOUTH/AMATUER TRAIL
YOUTH 13 & UNDER
YOUTH 14 TO 18**

FEB 7th



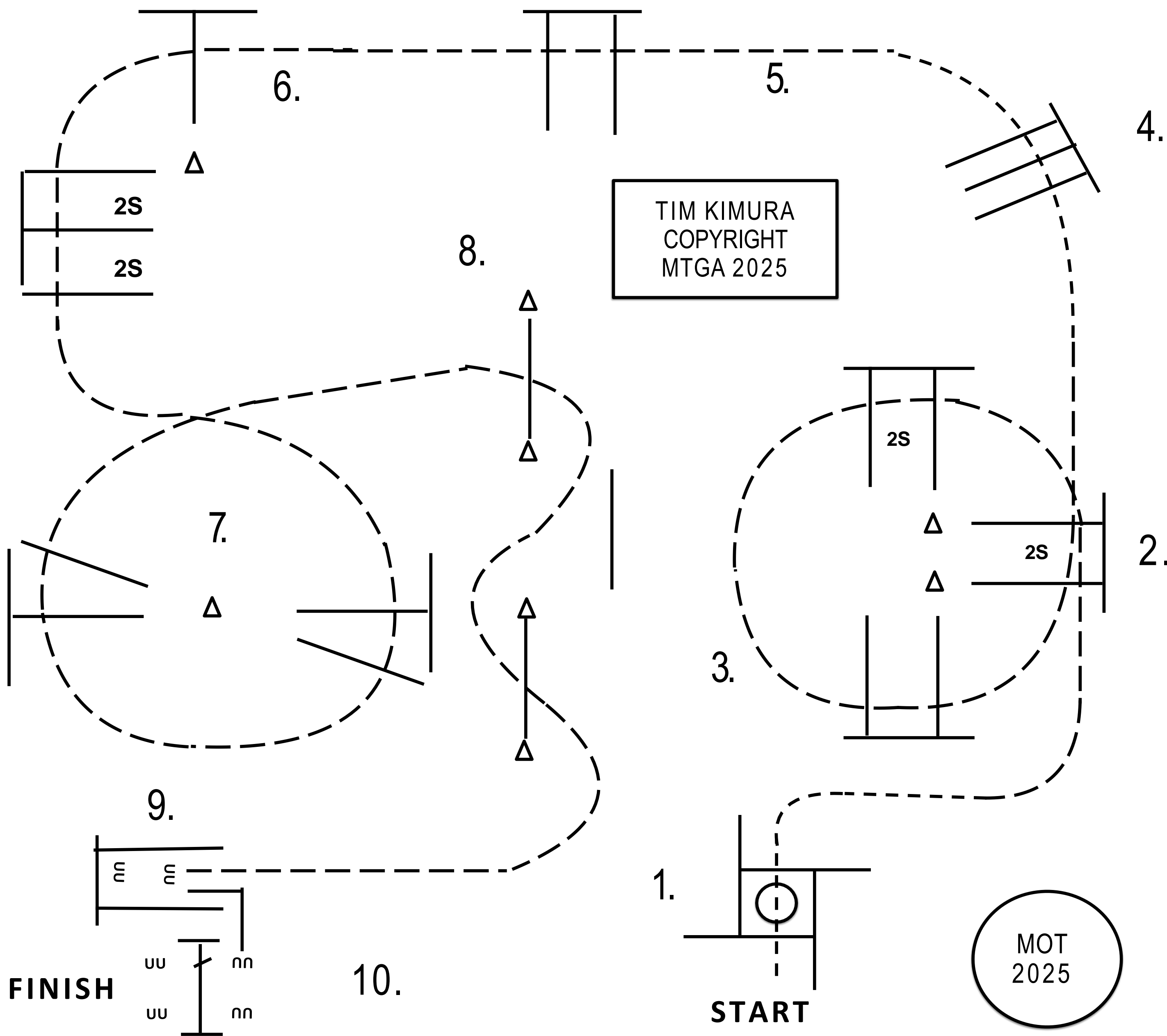
- 1. WALK INTO BOX, 360 TURN EITHER WAY WALK OUT BOX.
- 2. JOG OVER POLES.
- 3. LOPE OVER POLES (LEFT LEAD).
- 4. BREAK TO THE JOG, JOG OVER POLES.
- 5. LOPE OVER POLES (LEFT LEAD).

- 6. BREAK TO THE JOG, JOG OVER POLES.
- 7. LOPE OVER POLES (RIGHT LEAD).
- 8. BREAK TO THE JOG, JOG THROUGH SERPENTINE, JOG OVER POLES, JOG INTO CHUTE.
- 9. BACK BETWEEN POLES UP TO GATE.
- 10. WORK GATE LEFT HAND.

2025 FT WORTH STOCK SHOW

L1 YOUTH W/T 11 & UNDER
L1 YOUTH W/T 18 & UNDER
L1 AMATEUR W/T TRAIL

FEB 7th



1. WALK INTO BOX, 360 TURN EITHER WAY WALK OUT BOX.
2. JOG OVER POLES.
3. JOG OVER POLES.
4. BREAK TO THE JOG, WALK OVER POLES.
5. JOG OVER POLES

6. JOG OVER POLES.
7. JOG OVER POLES.
8. JOG THROUGH SERPENTINE, JOG OVER POLES, JOG INTO CHUTE.
9. BACK BETWEEN POLES UP TO GATE.
10. WORK GATE LEFT HAND.

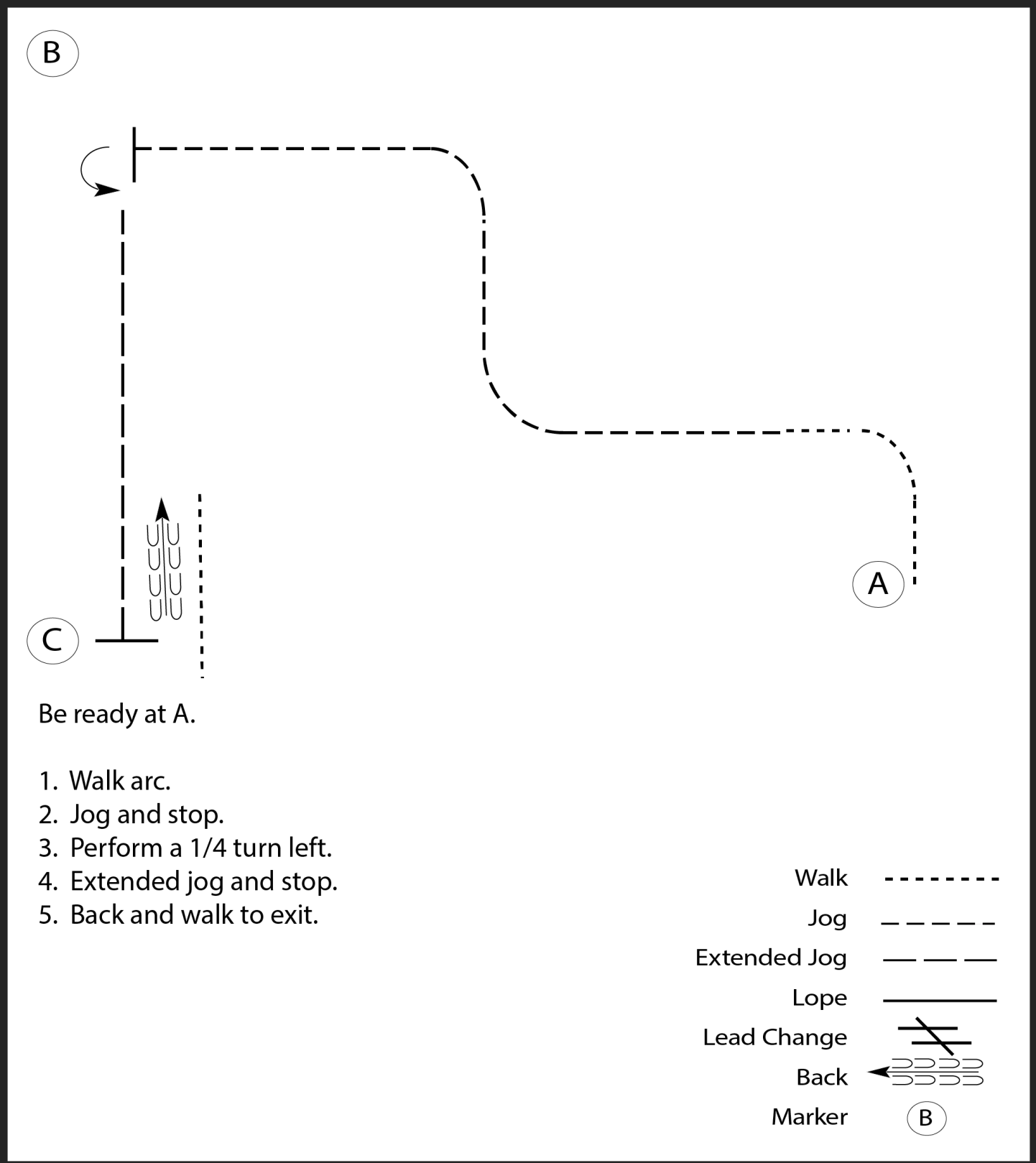
2025 FWSSR AQHA

Western Horsemanship (Youth Walk/Trot 11 & Under)

Show Date:

w w w . H o r s e S h o w P a t t e r n s . c o m

w w w . H o r s e S h o w P a t t e r n s . c o m



B

A

C

Be ready at A.

1. Walk arc.
2. Jog and stop.
3. Perform a 1/4 turn left.
4. Extended jog and stop.
5. Back and walk to exit.

Walk	-----
Jog	- - - - -
Extended Jog	- - - - -
Lope	—————
Lead Change	———/———
Back	←←←←←
Marker	ⓑ

[WH/WT-123]

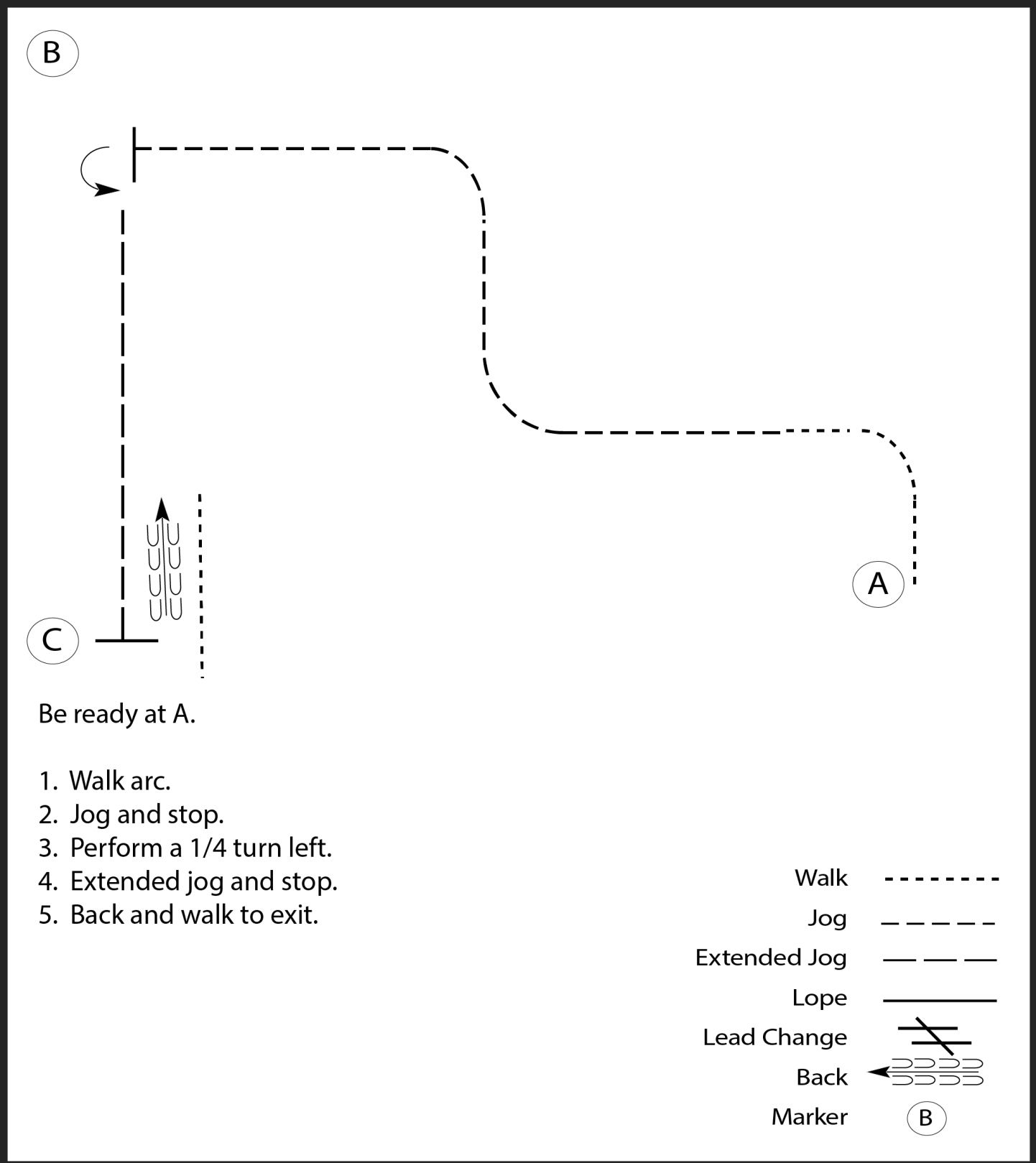
Pattern Provided by:
Judges

2025 FWSSR AQHA

Western Horsemanship (Level 1 Youth 18 & Under Walk Trot / Level 1 Amateur Walk Trot)

w w w . H o r s e S h o w P a t t e r n s . c o m

w w w . H o r s e S h o w P a t t e r n s . c o m



[WH/WT-123]

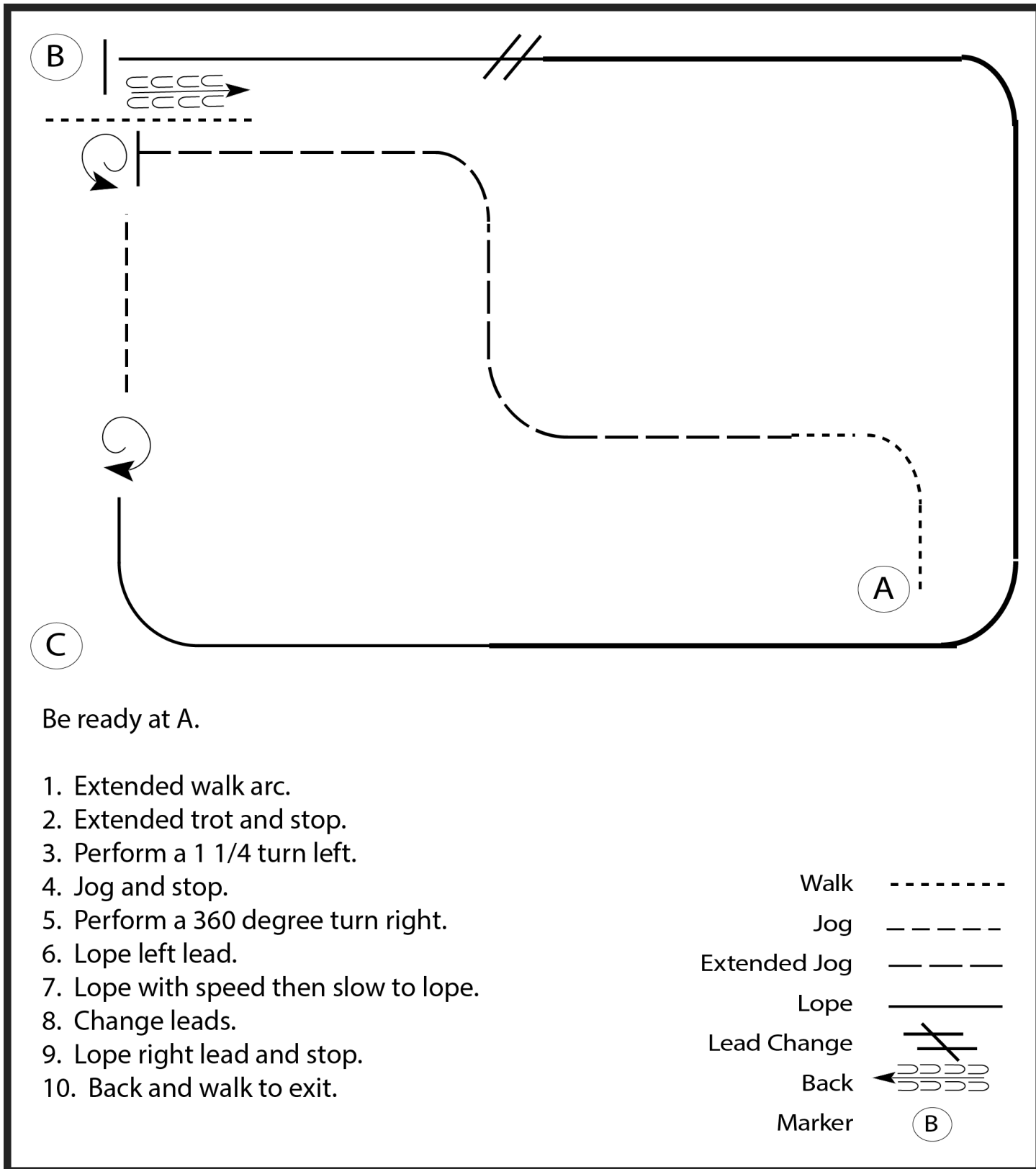
Pattern Provided by:
Judges

2025 FWSSR AQHA

Western Horsemanship (Amateur / Select / Youth 14-18)

w w w . H o r s e S h o w P a t t e r n s . c o m

w w w . H o r s e S h o w P a t t e r n s . c o m



Be ready at A.

1. Extended walk arc.
2. Extended trot and stop.
3. Perform a 1 1/4 turn left.
4. Jog and stop.
5. Perform a 360 degree turn right.
6. Lope left lead.
7. Lope with speed then slow to lope.
8. Change leads.
9. Lope right lead and stop.
10. Back and walk to exit.

Walk
Jog	-----
Extended Jog	- - - - -
Lope	—————
Lead Change	///
Back	←—————
Marker	(B)

[WH/3-123]

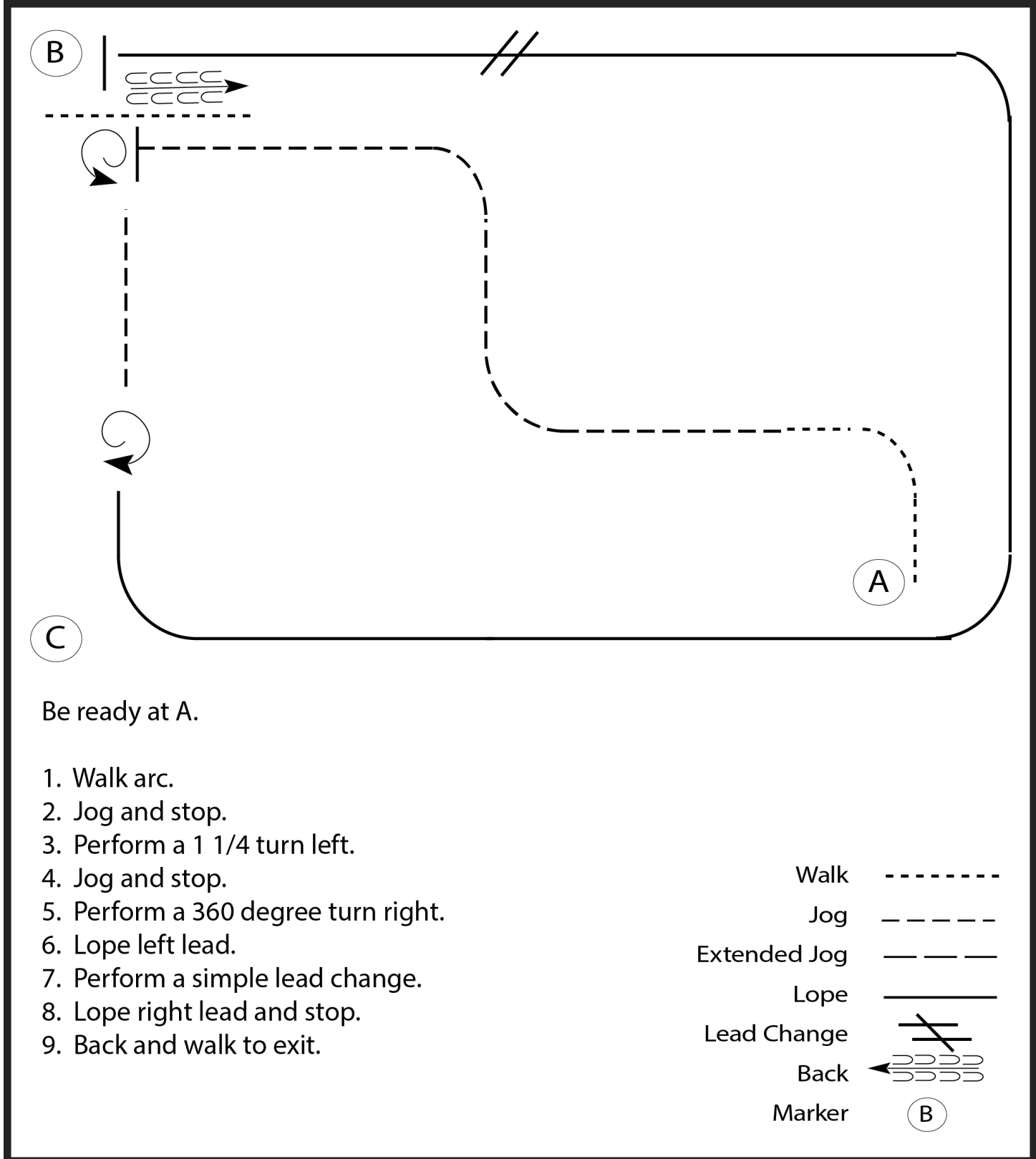
Pattern Provided by:
Judges

2025 FWSSR AQHA

Western Horsemanship (Youth 13 & under)

w w w . H o r s e S h o w P a t t e r n s . c o m

w w w . H o r s e S h o w P a t t e r n s . c o m



Be ready at A.

1. Walk arc.
2. Jog and stop.
3. Perform a 1 1/4 turn left.
4. Jog and stop.
5. Perform a 360 degree turn right.
6. Lope left lead.
7. Perform a simple lead change.
8. Lope right lead and stop.
9. Back and walk to exit.

- Walk -----
- Jog - - - - -
- Extended Jog - - - - -
- Lope _____
- Lead Change /
- Back ← C C C C C
- Marker (B)

[WH/1-123]

Pattern Provided by:

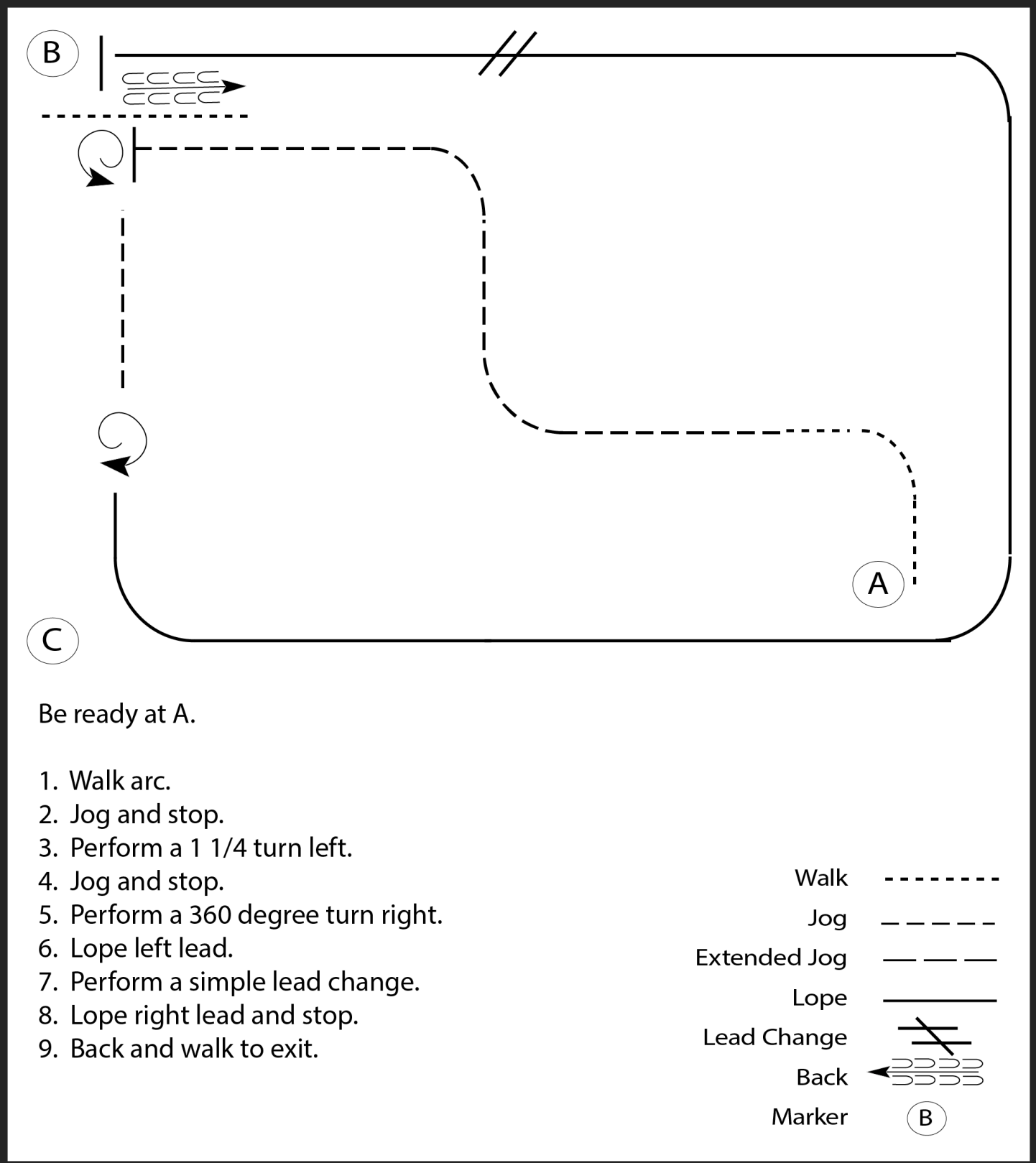
Judges

2025 FWSSR AQHA

Western Horsemanship (Level 1 Novice Youth 18 & under / Level 1 Novice Amateur)

w w w . H o r s e S h o w P a t t e r n s . c o m

w w w . H o r s e S h o w P a t t e r n s . c o m



Be ready at A.

1. Walk arc.
2. Jog and stop.
3. Perform a 1 1/4 turn left.
4. Jog and stop.
5. Perform a 360 degree turn right.
6. Lope left lead.
7. Perform a simple lead change.
8. Lope right lead and stop.
9. Back and walk to exit.

- Walk -----
- Jog - - - - -
- Extended Jog - - - - -
- Lope _____
- Lead Change
- Back
- Marker (B)

[WH/1-123]

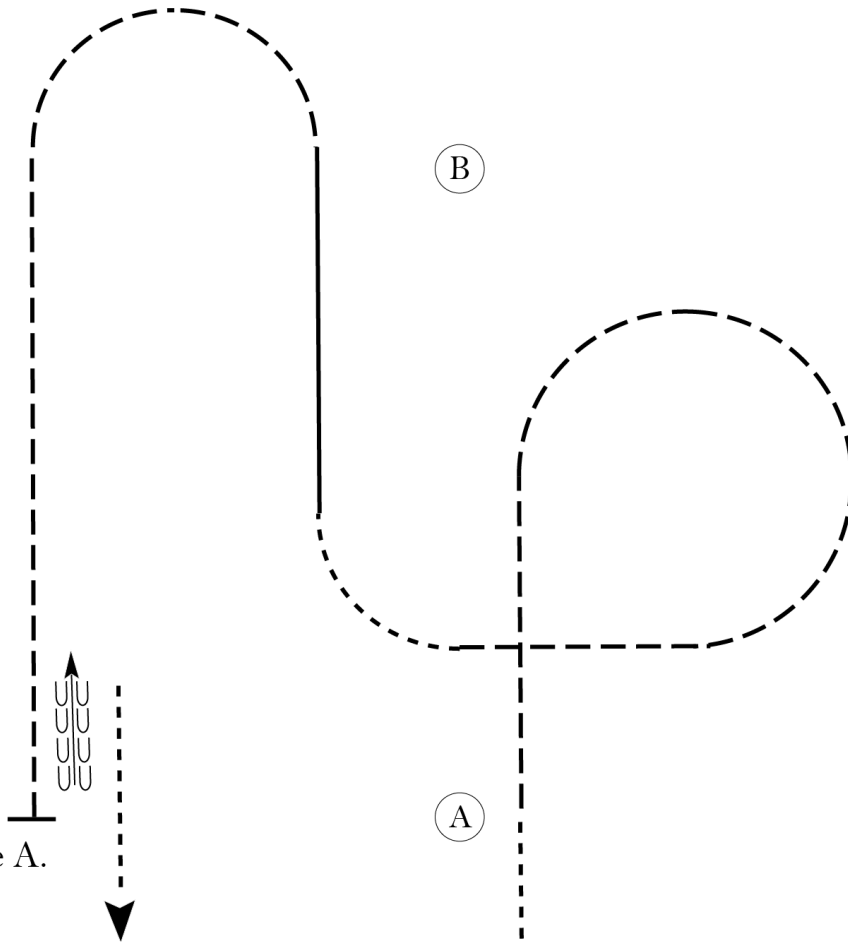
Pattern Provided by:
Judges

2025 FWSSR AQHA

Hunt Seat Equitation (Level 1 Novice Youth 18 & under/Level 1 Novice Amateur)

w w w . H o r s e S h o w P a t t e r n s . c o m

w w w . H o r s e S h o w P a t t e r n s . c o m



Be ready before A.

1. Walk to A.
2. Sitting trot halfway to B.
3. Left diagonal trot in a 3/4 circle until even with A.
4. Walk a quarter circle.
5. Canter on the left lead to B.
6. When even with B, trot on the right diagonal in a half circle and a straight line until even with A.
7. Halt when even with A and back approximately one horse length.
8. Walk to exit.

Follow the instructions of your ring steward.

Walk	-----
Trot	- - - - -
Extended Trot	-----
Canter	—————
Leg Yield	
Lead Change	↙ ↘
Back	← ← ← ← ←
Marker	⊙
Sidepass	← - - - - →
Hand Gallop	—————

[HSE/2-59]

Pattern Provided by:

Judges

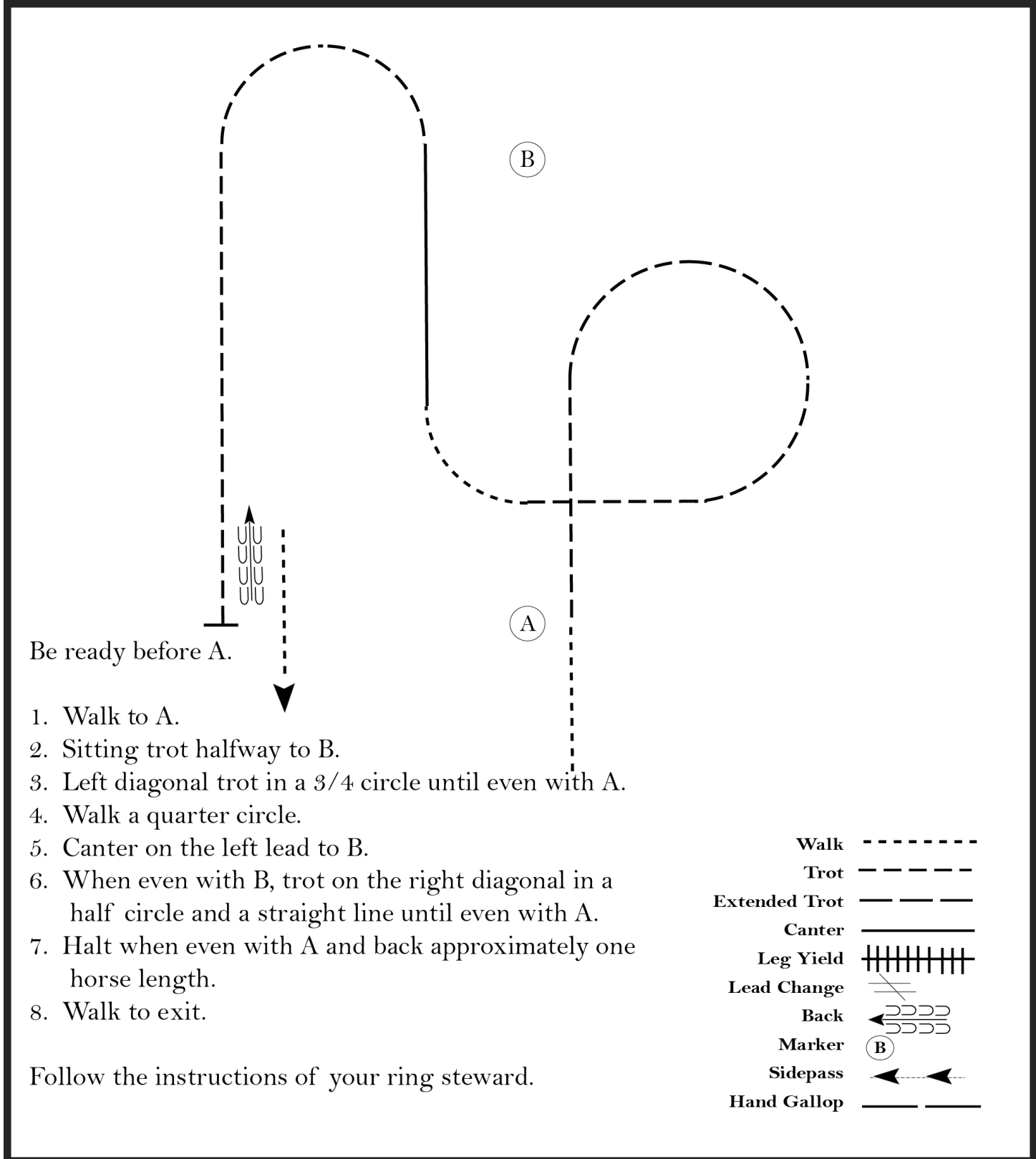
2025 FWSSR AQHA

Hunt Seat Equitation (Youth 13 & under)

Show Date:

w w w . H o r s e S h o w P a t t e r n s . c o m

w w w . H o r s e S h o w P a t t e r n s . c o m



[HSE/2-59]

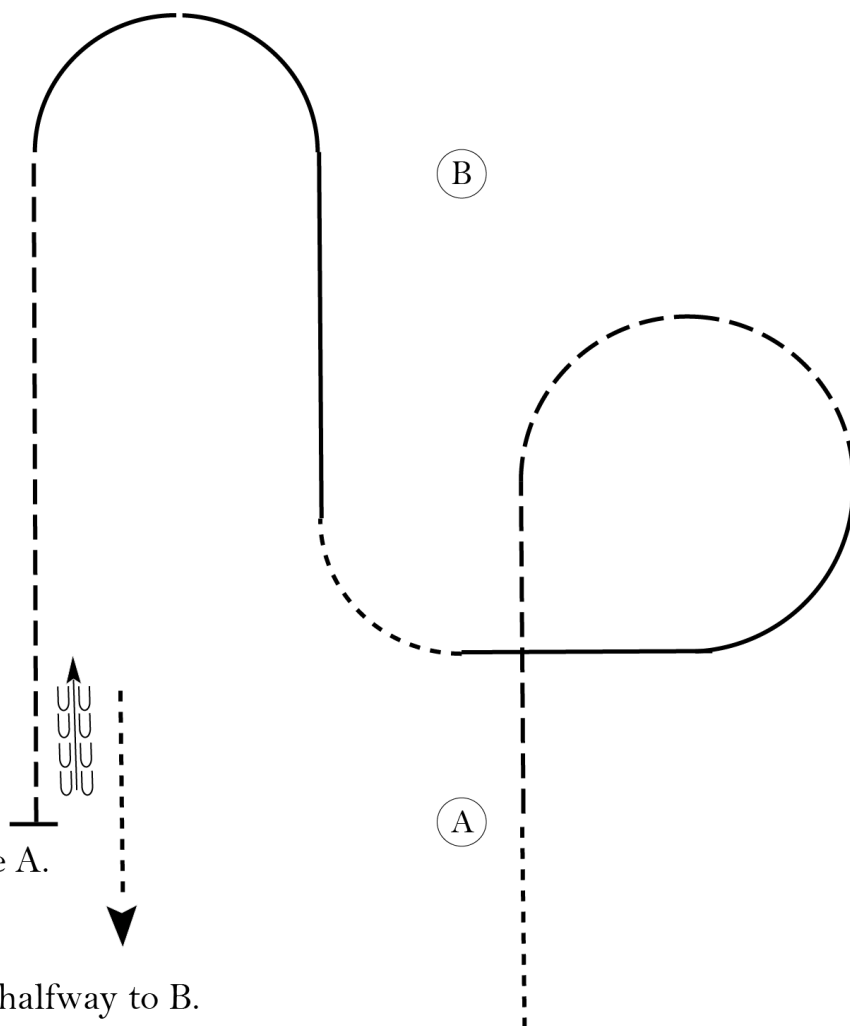
Pattern Provided by:
Judges

2025 FWSSR AQHA

Hunt Seat Equitation (Amateur / Select / Youth 14-18)

www.HorseShowPatterns.com

www.HorseShowPatterns.com



Be ready before A.

1. Walk to A.
2. Sitting trot halfway to B.
3. Left diagonal trot in a half circle.
4. Canter on the right lead until even with A.
5. Walk a quarter circle.
6. Canter on the left lead to B and in a half circle as shown.
7. When even with B, trot on the right diagonal in a straight line until even with A.
8. Halt when even with A and back approximately one horse length.
9. Walk to exit.

Walk	-----
Trot	- - - - -
Extended Trot	-----
Canter	—————
Leg Yield	
Lead Change	↙ ↘
Back	← ← ← ← ←
Marker	⊙
Sidepass	← - - - - →
Hand Gallop	—————

Follow the instructions of your ring steward.

[HSE/3-59]

Pattern Provided by:

Judges

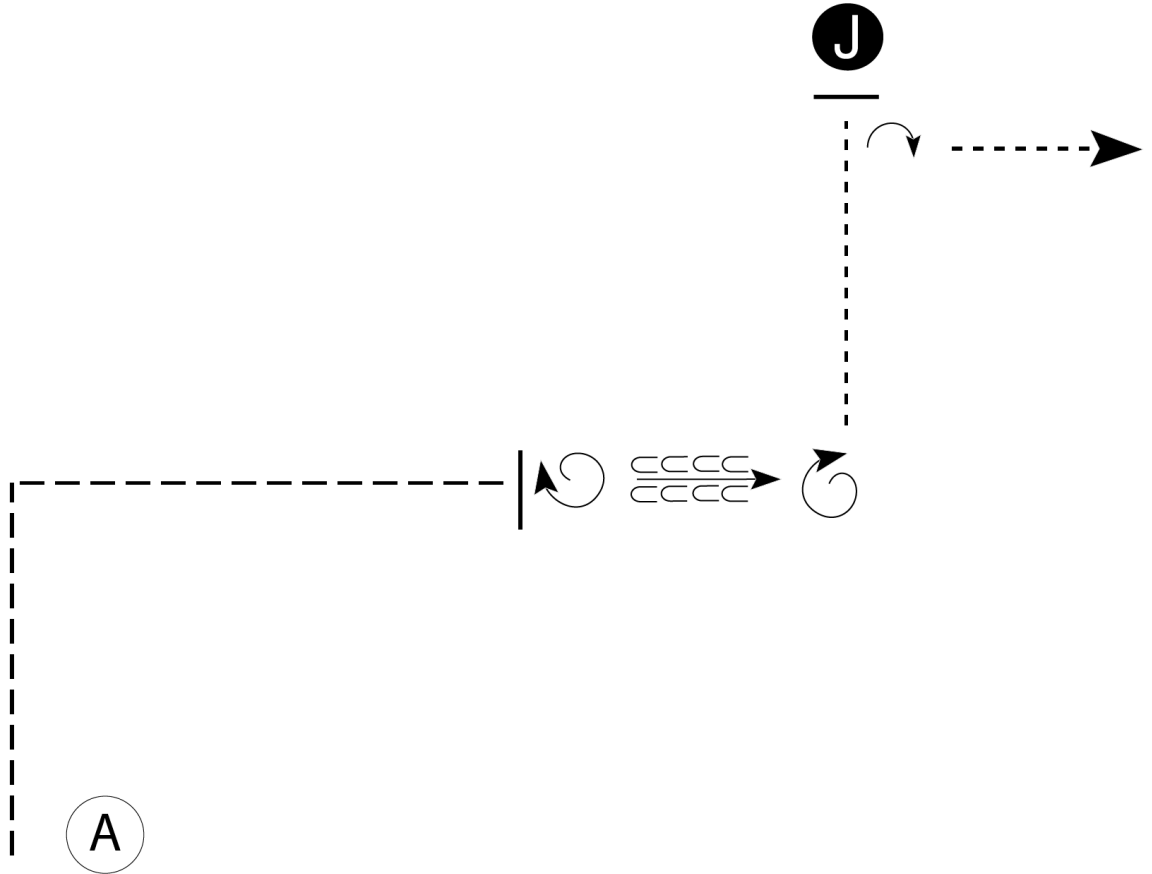
2025 FWSSR AQHA

Showmanship (Youth 13 & under)

Show Date:

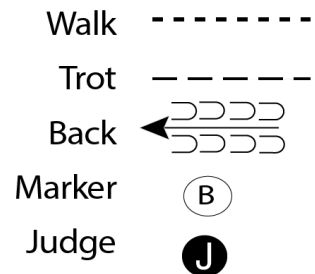
w w w . H o r s e S h o w P a t t e r n s . c o m

w w w . H o r s e S h o w P a t t e r n s . c o m



Be ready at A.

1. When acknowledged, trot a square corner to center of pattern.
2. Stop and perform a 540 degree turn.
3. Back approximately one horse length.
4. Perform a 450 degree turn.
5. Walk to Judge.
6. Stop and set up.
7. Inspection.
8. Perform a 90 degree turn and walk off.



[S/2-126]

Pattern Provided by:

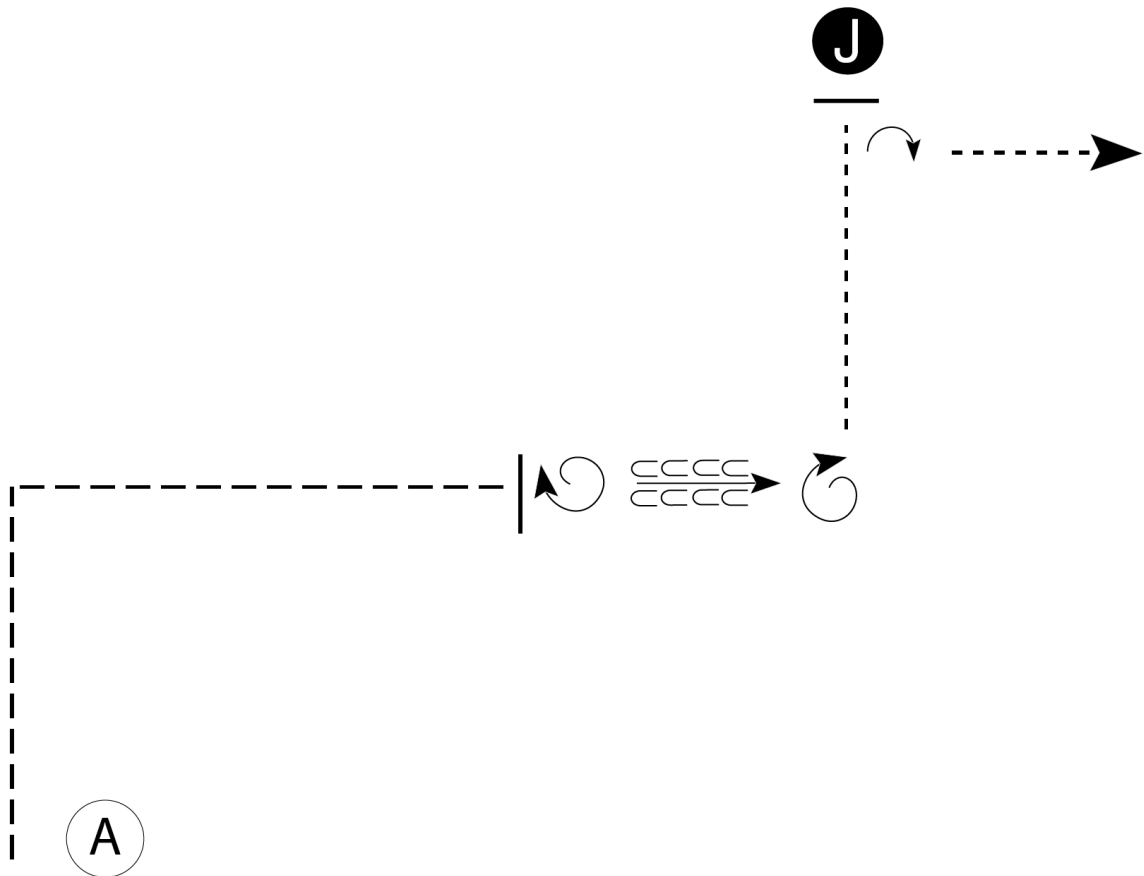
Judges

2025 FWSSR AQHA

Showmanship (Level 1 Novice Youth 18 & under / Level 1 Novice Amateur)

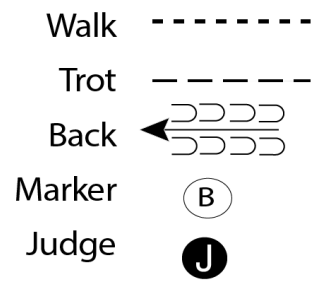
w w w . H o r s e S h o w P a t t e r n s . c o m

w w w . H o r s e S h o w P a t t e r n s . c o m



Be ready at A.

1. When acknowledged, trot a square corner to center of pattern.
2. Stop and perform a 540 degree turn.
3. Back approximately one horse length.
4. Perform a 450 degree turn.
5. Walk to Judge.
6. Stop and set up.
7. Inspection.
8. Perform a 90 degree turn and walk off.



[S/2-126]

Pattern Provided by:
Judges

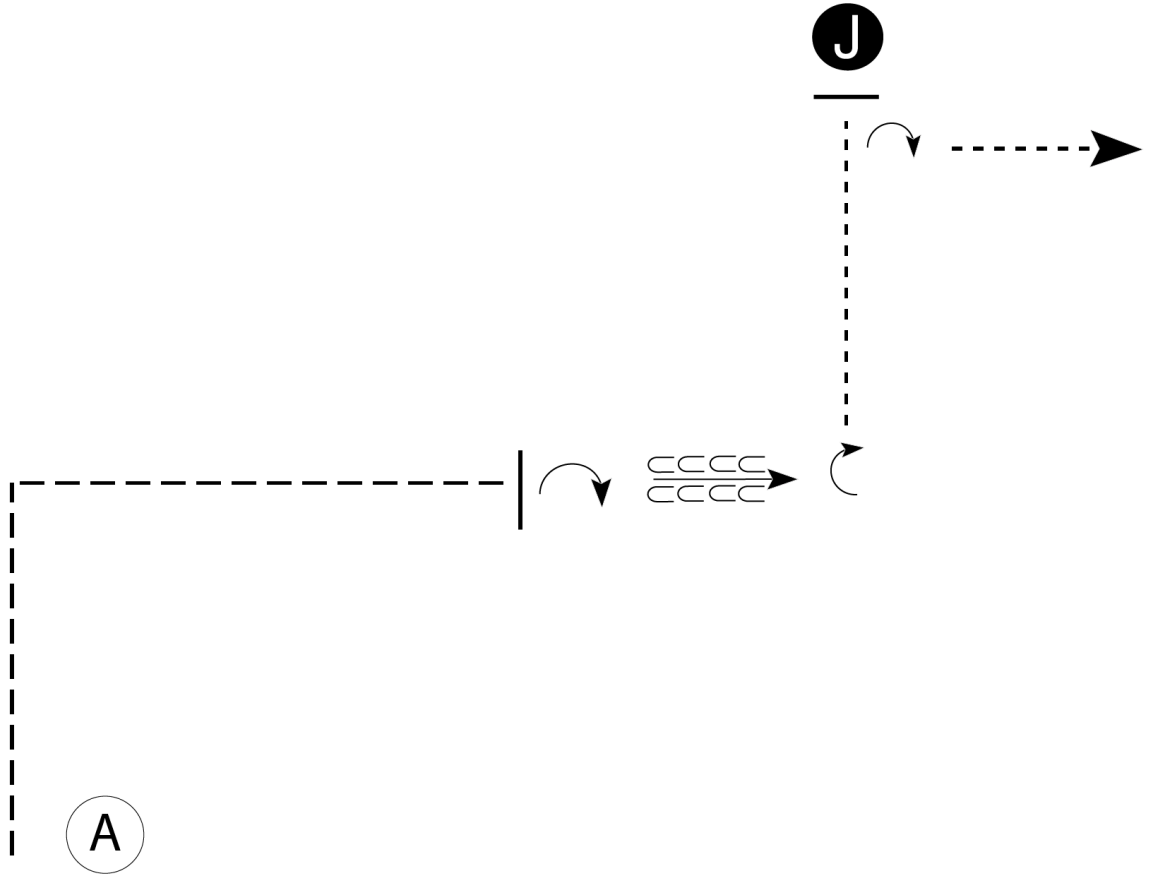
2025 FWSSR AQHA

Showmanship (Youth Walk Trot 11 & under)

Show Date:

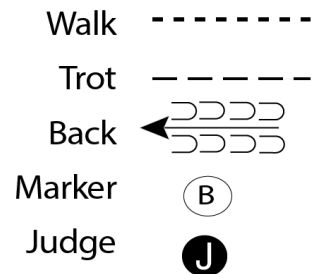
w w w . H o r s e S h o w P a t t e r n s . c o m

w w w . H o r s e S h o w P a t t e r n s . c o m



Be ready at A.

1. When acknowledged, trot a square corner to center of pattern.
2. Stop and perform a 180 degree turn.
3. Back approximately one horse length.
4. Perform a 90 degree turn.
5. Walk to Judge.
6. Stop and set up.
7. Inspection.
8. Perform a 90 degree turn and walk off.



[S/WT-126]

Pattern Provided by:

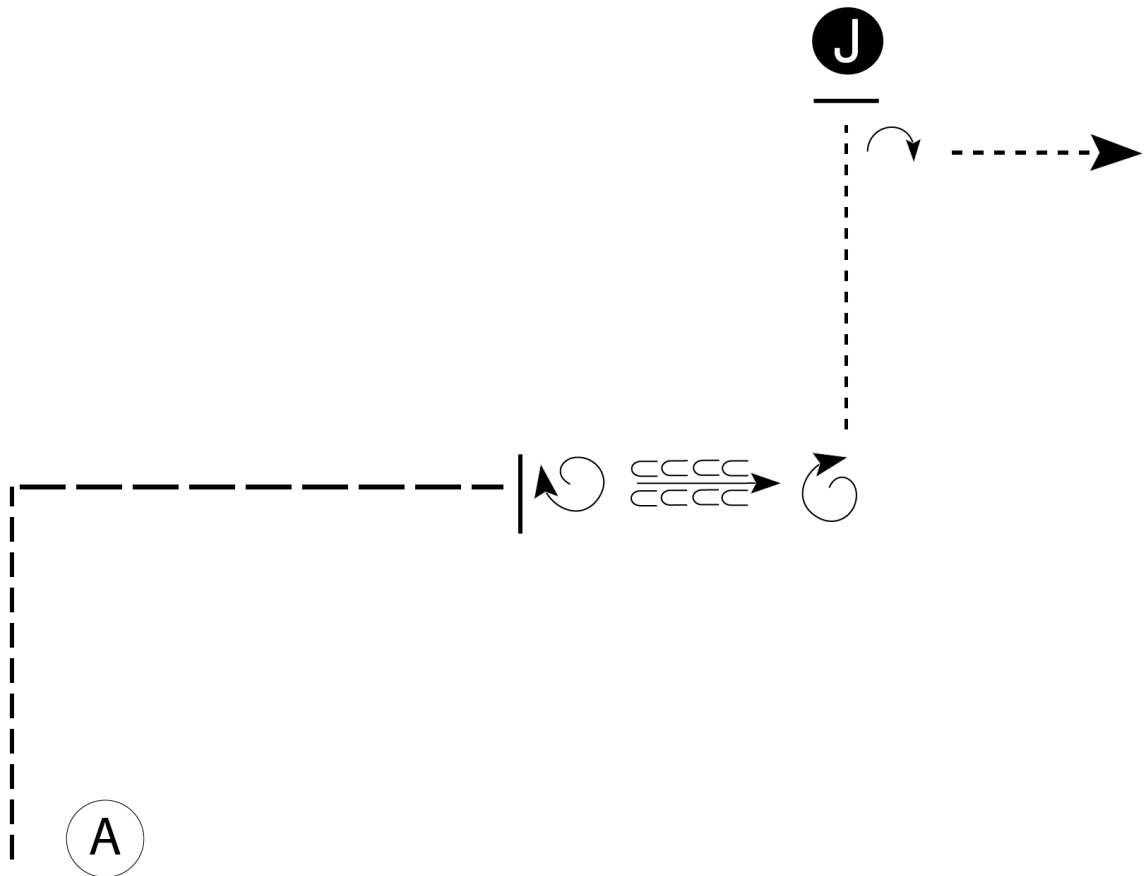
Judges

2025 FWSSR AQHA

Showmanship (Amateur / Select / Youth 14-18)

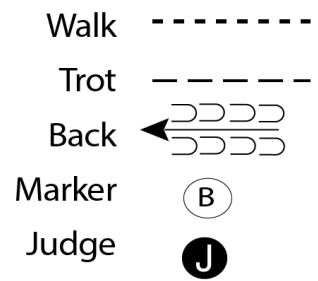
w w w . H o r s e S h o w P a t t e r n s . c o m

w w w . H o r s e S h o w P a t t e r n s . c o m



Be ready at A.

1. When acknowledged, trot a square corner then build to an extended trot to center of pattern.
2. Stop and perform a 540 degree turn.
3. Back approximately one horse length.
4. Perform a 450 degree turn.
5. Walk to Judge.
6. Stop and set up.
7. Inspection.
8. Perform a 90 degree turn and walk off.



[S/3-126]

Pattern Provided by:
Judges