

**Wharton County Youth Fair & Expo**  
**March 28th–April 5th**  
**2025**

# **Creative Arts**

# **Rulebook**



**Baked Products, Canned Products, Clothing, Crafts,  
Horticulture, Photography, Youth Art  
and “Go- Texan” Quilt Contest**

**Non-Profit Organization**

*Promoting educational programs and activities for the  
benefit of the youth of Wharton County.*

# TABLE OF CONTENTS

What's New for 2025 & new description card example.....	1
Important Dates.....	2
Creative Arts Sponsors.....	3
Friends of the Creative Arts.....	4
Country Store.....	5
General Rules & Regulations.....	6-8
High Point Rules & Regulations.....	9-10
Entry Tag Deadline & Contact Information.....	11
Entry Form Examples (Youth & Adult).....	12
Entry Tag & Class Tally Form Instructions.....	13
Canned Products & Food Preservation Info Sheet for entry tag .....	14-15
Baked Products & Candies and Information Sheet for entry tag.....	16-17
Clothing.....	18
Personal & Household Crafts.....	19-20
Fabric & Textile Crafts & Go Texan Quilt Contest.....	21-22
Horticulture.....	23-24
Photography.....	25-26
Art.....	27-28
Educational Display.....	29-30
Thank You Notes.....	31

**\*\*\*\*\*NEW FOR 2025 CREATIVE ARTS CONTEST\*\*\*\*\***

**ITEM DESCRIPTION CARD – small index card pinned or tied to entry**

This will be optional but highly recommended for exhibitors to include with their entries. The purpose for the description card is to give clearly written details about how the entry was made. This description card may be attached to any entry in any division. This will help our judges make decisions when judging entries.

**CHANGES TO HIGH POINT AWARDS**

A new Best of Show Award will be given for each division (Junior, Intermediate, Senior 4-H, FFA or FCCLA) and will be chosen from all Most Outstanding awards that are given in each total section. Note: These will be awarded at the discretion of the judges. If no Most Outstanding Awards were given, then no Best of Show for that section will be given.

To determine High Point winners the following point values will be applied...

- Best of Show .....20 pts
- Most Outstanding .....15 pts
- Reserve Outstanding.....10 pts
- Blue ribbons..... 5 pts
- Red ribbons..... 3 pts
- White ribbons..... 1 pt

**NEW IN CANNED PRODUCTS – See 2025 rulebook for details**

Syrups & Butters – fruit butters, etc.

Dry Mixes – Savory, sweet, dip seasonings or gift jars

**NEW IN HOUSEHOLD CRAFTS - See 2025 rulebook for details**

Popular Mechanics – Electric or geared articles

Garden De'cor/Art – Hanging, staked, kinetic or cement items

**EDUCATIONAL DISPLAY- See 2025 rulebook for details**

Agricultural, Historical Wharton County, Instructional/How To's, Scientific, Wharton County Youth Fair

**\*ADULTS CAN SELL IN THE COUNTRY STORE AND NEW SPECIAL FRIENDS DIVISION (Pre-K to Adult).**


**NEW!!!!!!.....and optional!!!!!**

**Item Description Card**

Using an index card (any size) the exhibitor has the option to enlighten the judges as to how an item was made. Don't assume that all judges will be able to tell by looking exactly how things are made. Most of our judges are experts in the area they are judging. However, occasionally a substitute judge has to step in. Hopefully this card will assist the judge in making an informed decision.

It is up to each exhibitor to decide to include this card with any item entered.

Card must be placed behind the id tag and attached securely to item.

	<b>ITEM DESCRIPTION CARD</b>	<b>EX. NO.</b> _____
	<b>SECTION:</b> _____	<b>CLASS:</b> _____
	<b>TITLE OF ENTRY:</b> _____	
<p><b>Write a brief description of item and how it was made.</b></p> <hr/> <hr/> <hr/> <hr/> <hr/> <hr/> <hr/> <hr/> <hr/> <hr/> <hr/> <hr/> <hr/> <hr/> <hr/> <hr/>		
<p>(ok to use back if needed)</p>		

## IMPORTANT DATES

**Mandatory Exhibitor Meeting...Director's Room...6:00 p.m...October 22, 2024**

**2025 Wharton County Youth Fair.....March 28 - April 5, 2025**

**Creative Arts Entry Deadline.....Wednesday, February 1, 2025**

*(entries must be received in the fair office by 4:00 p.m. on February 1, 2025)*

**Creative Arts Entry Tag Pick-up.....Tuesday, February 25, 2025**

*Tag pick-up.....4:00 p.m. to 6:00 p.m. Location.....Creative Arts Wing, Crescent Hall*

**Creative Arts Check-In.....Thursday, March 27, 2025**

*Check-in time.....2:45 p.m. to 6:00 p.m. Location.....Crescent Hall*

**Creative Arts High Point Interviews.....Thursday, March 27, 2025**

*Times.....3:00 p.m. to 6:00 p.m. Location.....Crescent Hall*

**Creative Arts Judging.....9:30 a.m., Friday, March 28, 2025**

**Creative Arts Winners Posted.....Saturday, March 29, 2025**

**High Point Awards & Belt Buckle Presentation...(during the rabbit show at 2:00 p.m.-Crescent Hall ), Sunday, March 30, 2025**

**WCYF Scratch Room (5 p.m.-8 p.m. if selling 2 projects ..High Point Winners for SOE only)...Wednesday, April 2, 2025**

**Creative Arts Viewing, Country Store & Live Demo. (TBA) Schedule**

**Sunday, March 30 .....1 p.m. to 6 p.m.**

**Monday, March 31 through Tuesday, April 1.....1 p.m. to 8 p.m.**

**Wednesday, April 2 through Thursday, April 3.....9 a.m. to 8 p.m.**

**Friday, April 4.....9 a.m. to 12 p.m.**

**Creative Arts Check-Out.....Friday, April 4, 2025**

**\*High Point Exhibitors check-out 12:15 p.m. -1:15 p.m. All other exhibitors check-out 1:15 -3:00 p. m.**

*(\*Anyone may pick up articles for the exhibitor). No claim tickets needed.*

*Creative Arts room take down begins at 3:00 p.m.*

*Sign up to help with Melinda or Gay on check-in day or during fair week!*

**\*ALL TIMES ARE SUBJECT TO CHANGE! STAY INFORMED BY VIEWING the FACEBOOK page (wcyf creative arts) OR whartoncountyyouthfair.org (CREATIVE ARTS DEPARTMENT TAB).**

# WCYF CREATIVE ARTS SPONSORS

## HIGH POINT JUNIOR

- 1st Belt Buckle - Chris & Donna Merta  
Champion High Point Banner - Gary & Gay Joines
- 2nd Belt Buckle - Chris & Donna Merta  
Reserve High Point Banner - Gary & Gay Joines
- 3rd \$25. Cash Award - Wharton County Electric Co-op

**Friends of Creative Arts:  
Lifetime Members:  
Jennifer Burns, Melinda Gary,  
Gay Joines, Charlotte Meuth,  
Barbara Somers,  
Justin & Alexis Turner  
and Patsy Womack**

## HIGH POINT INTERMEDIATE

- 1st Belt Buckle - Mid Coast Health System  
Champion High Point Banner - Marilyn Sebesta
- 2nd Belt Buckle - Mid Coast Health System  
Reserve High Point Banner - Marilyn Sebesta
- 3rd \$25. Cash Award - Taiton Extension & Education Club

**RIBBON PREMIUMS**

Wharton County Commissioners Court  
Friends of Creative Arts

\*\*\*\*\*

<i>Ribbon</i>	<i>Premium Award</i>
Blue	\$.75
Red	\$.50
White	\$.25

\*\*\*\*\*

For Jr., Int., and Sr. 4-H, FCCLA, FFA,  
and Open Divisions (Early Childhood,  
Youth, Junior, Intermediate and Senior only.

(excludes art entered by teacher  
through Pre-school, Kinder, Childcare  
Facilities and Adults).

## HIGH POINT SENIOR

- 1st Belt Buckle - Ivy League Retirement Planning  
\$250. Scholarship - Wharton County Farm Bureau  
Champion High Point Banner - Gary Farms
- 2nd Belt Buckle - Louie's Package Store, Edwin & Margaret Bucek  
\$200. Scholarship - Wharton County Youth Fair  
Reserve High Point Banner - Gary Farms
- 3rd \$150. Scholarship - Wharton County Youth Fair

## HIGH POINT ADULT

- 1st \$75. Cash award - Wharton County Electric Co-op
- 2nd \$50. Cash award - Wharton County Electric Co-op
- 3rd \$25. Cash award - Wharton County Electric Co-op

## ROSETTES, RIBBONS, ENTRY TAGS , OFFICE SUPPLIES and PREMIUMS

- |                                 |                            |   |
|---------------------------------|----------------------------|---|
| Mary W. Johnson –State Farm     | Kim & Steve Cooper         | Hochheim Prairie Farm Mutual Ins. Assn. |
| David & Michele Zahn & Family   | Bluebonnet EE Club         | El Campo Lady Lions                     |
| Clarence Kunz                   | Gary & Irene Hlavinka      | Jonathan Kulak family                   |
| Duckett, Bouligny & Collins LLP | First Financial Bank, N.A. |   |

# Wharton County Youth Fair

## **FRIENDS OF CREATIVE ARTS**

A group of like minded individuals dedicated to the continued support and improvement of the WCYF Creative Arts Program.

FOCA members support the program by volunteering, promoting the creative arts, encouraging community participation in WCYF, mentoring creative arts participants by sharing knowledge of skills/supplies, help with demonstrations and workshops pertaining to the creative arts, donating baked goods/snacks to the Creative Arts Country Store, securing donations from business and individuals. Can't do it all? That's okay! Help where and when you can.

All proceeds go to the Creative Arts Department to help the youth of Wharton County!

**Help  
Us Grow!**

### **MEMBERSHIP OPTIONS:**

**LIFETIME: \$200—\$500**

**STAR: \$100—\$199**

**GREEN: \$75—\$99**

**BLUE: \$50—\$74**

**RED: \$20—\$49**

**Lifetime Level: Sponsor's name on the sponsor page of the CA rulebook and on FOCA board, lifetime certificate and 2 admission tickets. (\$20.00 value). One time payment with benefits each year.**

**Star Level: Sponsor's name on the sponsor page of the CA rulebook and on FOCA board and 1 admission ticket. (\$10.00 value)**

**Green Level: Sponsor's name on FOCA board and a certificate for 1 baked product.**

**Blue Level: Sponsor's name on FOCA board and a certificate for 1 canned product.**

**Red Level: Sponsor's name on Friends of Creative Arts (FOCA) board.**

**Interested in joining the Friends of Creative Arts? Forms are on the WCYF website under Creative Arts.**

**Membership runs from February 1st of present year — February 1st of next year.**

**Got questions: Contact - Gay Joines (979) 531-9734 or Melinda Gary (979) 531-9356**

**Thanks for supporting the Friends of Creative Arts.**

**All proceeds will benefit the exhibitors through entering the WCYF Creative Arts Department.**

**pg. 4**

# WCYF CREATIVE ARTS

## COUNTRY STORE

Any 4-H, FCCLA, FFA member, Open Division exhibitor or Adult who enters the WCYF Creative Arts may participate in the Creative Arts Country Store by selling a pre-determined amount of items.

### RULES AND REGULATIONS:

1. ALL ITEMS FOR SALE MUST BE ENTERED BY THE EXHIBITOR.
2. All Sections in the rule book may be sold. Horticulture may also be sold with a limit of 1 (one) per exhibitor.
3. Any home baked goods sold in the store needs to be whole (cake or pie) or a dozen in quantity (brownies, cookies, etc.) and delivered fresh to the buyer. A certificate of sales will be issued for buyer/seller to coordinate delivery of the fresh baked goods.
4. Determination of number of items to be sold by exhibitor:

If entered 15-20 articles - sell 5 items	If entered 21-30 articles - sell 10 items
If entered 31-40 articles - sell 15 items	If entered 41-50 articles - sell 20 items
5. All items for sale must have an official sale tag attached to item containing the following information:
  - \* Exhibitor # and Sale Price.....To be determined by the exhibitor!!! DO NOT LEAVE BLANK!!!

*NOTE: Exhibitors must turn in a list of their items to put in the store on check-in day. SALE TAGS will be included in the entry tag packet depending on the number of items turned in on the entry form. SALE TAGS must be attached to articles before check in, Thursday, March 27, 2025. If you do not plan to sell your items, please return the sales tags at check-in.*
6. All exhibitors selling in the Country Store must work a minimum of 2-3 hours in the Country Store or work as a CA room monitor. Volunteers helping with check-in, check-out or judging day will count as your hours. This can also count as your parent work rule. Signing up for work hours can be done online at [whartoncountyyouthfair.org](http://whartoncountyyouthfair.org). under country store tab or at check-in day.
7. High point exhibitors planning to sell items in the Sale of Excellence must remove those items from the store before 12:00 p.m. on Sunday, March 30th.
8. Any item not sold by 12:00 p.m. on Friday, April 4th , 2025 must be picked up during check-out time.
9. Checks for total sales amount, minus a 10% fair commission, will be ready to pick up in the fair office in June after thank you letters are turned into the fair office. *Watch the fair website for details!*
10. WCYF will not be held responsible for lost, stolen, damaged or broken items. That being said, precautions will be taken to ensure the safety of items.



# WCYF CREATIVE ARTS

## General Rules & Regulations

1. Any youth or adult who resides and/or attends school in Wharton County is eligible to enter one of the following age divisions:

Early Childhood.....	Pre K and younger children
Youth.....	K - 2nd grades
Junior.....	3rd - 5th grades
Intermediate.....	6th - 8th grades
Senior.....	9th - 12th grades
Adult.....	Ages 19 & older
Special Friends.....	Pre K— Adult

2. Special Friends Designation are for exhibitors who are modified in their school/facility setting or adult life for their specific handicap. \*Designate the age of the exhibitor on the entry form. Items will be judged by age group. (If there is a question, schools/facilities will be contacted).

3. All 4-H, FFA and FCCLA exhibitors must be enrolled in their respective clubs/chapters by November 1, 2025.

Youth not enrolled in one of the clubs listed above will enter in the OPEN DIVISION.

4. All school age exhibitors must meet the following scholastic criteria:

- A. Be enrolled in a primary, secondary, or home school.
- B. Must comply with the “No Pass, No Play” rule as dictated by UIL eligibility requirements.
- C. Each school district (includes home school) will provide a list to the fair office containing eligibility.

5. Entry eligibility requirements are as follows:

- A. Only articles listed in the 2025 Rulebook are eligible to be entered.
- B. A description card (written on a 3 x 5 index card supplied by the exhibitor) can be stapled to the back of the entry card. This can be used to explain a recipe (ex: communion bread) or a craft (I used JB Weld instead of the welding process on this craft). This will give the judges more information. This is optional.
- B. Multiple entries are allowed per class.

NOTE: NO IDENTICAL ARTICLES!...ex. 2 Christmas wreaths, 2 Grape Jellies

- C. ITEMS MAY BE ENTERED AS “ANY OTHER” ONLY IF THEY DO NOT QUALIFY IN LISTED CLASSES.

- D. Only articles created/made by the exhibitor are eligible to be entered.

- E. All articles must have been made since the 2024 WCYF. (exception - quilt tops made into quilts)

6. Entry disqualification for any of the following:

- A. Article is not clean.
- B. Canned product is not sealed.

## WCYF CREATIVE ARTS      General Rules & Regulations (cont.)

- C. Article entered into the wrong class.
- D. Article not finished, dry and ready for use. (exception - quilt tops)
- E. No entry may show or depict any type of trade marked brand, logo or slogans or alcohol/ drug related images.
- F. NO WEAPONS OF ANY SORT OR ANYTHING THAT CAN BE CONSIDERED A WEAPON ARE ALLOWED (at the discretion of the Creative Arts Committee Co-Chairmen). Ex: knives, swords, guns, etc.

**NOTE:** The Creative Arts Co-Chairmen reserve the right to interview the exhibitor or disqualify any questionable entries/articles.

### 7. Exhibitor's entry specifications:

- A. Exhibitor is required to enter articles on the official entry form provided by the WCYF by deadline.

***CREATIVE ARTS ENTRY DEADLINE.....WEDNESDAY, FEBRUARY 1, 2025.***

- B. Junior and Intermediate 4-H, FFA or FCCLA exhibitors may enter up to 40 articles, plus 1 alternate entry.
- C. Senior 4-H, FFA or FCCLA exhibitors may enter up to 50 articles, plus 1 alternate entry.
- D. Adult exhibitors may enter up to 50 articles, plus 1 alternate entry.

**(SPECIAL NOTE - Alternate entries can only be used in place of another entry, not added to total number of items.)**

- E. Open Division exhibitors may enter up to 40 articles (Pre-K through 8th) and 50 articles (9th-12th).
- F. Entry tags must be completed prior to check-in and no changes will be accepted on check-in day. After picking up entry tags on February 25th, check items listed on the check-in sheet. If corrections are needed, call Melinda @ (979)531-9356 by March 3rd; otherwise, changes can not be made!

**New:** G. Country Store items sheet should be turned in the day of check-in. Tags should be placed on items.

**New:** **F. MANDATORY EXHIBITOR'S MEETING ON OCTOBER 22ND @ 6:00 P.M. IN THE DIRECTOR'S ROOM!**

### 8. Armband, Awards & Premium Information:

- A. Armband eligibility-Any youth exhibitor 6 years of age and older who has 15 or more articles accepted for competition at check-in will receive an armband. Animal exhibitor's armbands will be in their livestock packet and should be picked up from the director's room.
- B. Armbands allow exhibitors onto the fairgrounds during fair week.
- C. Armbands also allow exhibitors to go to the Awards Banquet held on Friday, April 4, 2025.
- D. Judging will begin at 9:30 a.m. on Friday, March 28th, 2025. (No exhibitors allowed during this time).
- E. One Best of Show Ribbon will be awarded in each entire section in the 4-H, FFA, FCCLA division. All Most Outstanding items will automatically be in the running for the Best of Show Ribbon. Points will be awarded for each Best of Show ribbon received. One overall Best of Show will be awarded to the adult division.

## WCYF CREATIVE ARTS General Rules & Regulations (cont)

F. High Point Awards:	Placing	Ribbon	Point Value
<b>New!</b>	Best of Show	Rainbow	20
	Most Outstanding	Purple	15
	Reserve Outstanding	Pink	10
	1st Place	Blue	5
	2nd Place	Red	3
	3rd Place	White	1

### 9. Check-out Schedule and Requirements:

A. Exhibitors are responsible for checking out their articles unless they make arrangements for someone other than themselves to check them out. No claim tickets are needed!

*New: HIGH POINT EXHIBITORS WILL CHECK-OUT FROM 12:15-1:15 P.M. AND OTHER EXHIBITORS WILL CHECK-OUT FROM 1:15-3:00 P.M. ON FRIDAY, APRIL 4, 2025.*

B. Exhibitors who have not checked out their articles by 3:00 p.m. will be charged a \$25. late fee and will forfeit any premium money.

C. Exhibitors who leave articles must make arrangements to pick them up within one week of check-out day. ANY ARTICLES LEFT AFTER THIS TIME WILL BE DISPOSED OF BY THE WCYF COMMITTEE.

D. Premium money will be paid to exhibitors (except adults) during check-out time. A list of thank you letter sponsors or country store buyers will be given also. Exhibitors and Adults may pick up their country store checks in the fair office after turning in the thank you notes for your buyers in June. Watch the [whartoncountyyouthfair.org](http://whartoncountyyouthfair.org) website for information.

## CREATIVE ARTS HIGH POINT RULES & REGULATIONS

### *In addition to the Creative Arts General Rules & Regulations...*

Any exhibitor who would like to try for High Point Awards will need to meet the following criteria:

1. All 4-H, FCCLA and FFA exhibitors are eligible to compete for 1st-6th Place High Point. Adults are also eligible to complete for 1st, 2nd and 3rd Place High Point.  
*Open Division exhibitors are NOT eligible to compete for High Point awards.*

2. Maximum number of entries allowed:

*Junior and Intermediate ...Max 40 articles (min. 30 checked in), plus 1 alternate entry*

*Senior and Adult.....Max 50 articles (min. 40 checked in), plus 1 alternate entry*

*NOTE: Alternate entries do not count towards maximum number of entries unless an exhibitor decides to use it IN PLACE OF an existing entry (considered a scratch). Exhibitors must declare the scratch and put forth the alternate entry during check-in.*

3. Be interviewed as part of the scoring process for 4-H, FFA or FCCLA Junior, Intermediate & Senior exhibitors only. Does not apply to Adult entries.

Interview times will be assigned beforehand. *The interview will be conducted during check-in on Thursday, March 27, 2025 from 3-6 p.m. unless more time slots are needed due to number of high point exhibitors.*

### Point Calculation Process

- A. Once judging is finished, points will be calculated for each entry in EACH SECTION.

*NOTE: Exhibitors who enter articles in each section greatly improve their chances.*

- B. Interview points will be calculated towards the final point count.

- C. Top two winners will be declared by highest point values for the following age groups:

*Junior, Intermediate and Senior 4-H, FCCLA and FFA*

- D. Top 3 Adult winners will be declared after calculating total points for entries in each section.

- E. In case of a tie, winners will be determined in the following manner:

1. Number of Best of Show rosettes

2. Number of Purple rosettes

3. Number of Pink rosettes

4. Total number of Blue ribbons

5. Number of Blue ribbons in section(s) randomly drawn by CA Co-Coordinator.

## Creative Arts

### HIGH POINT RULES & REGULATIONS (cont.)

#### Announcement of Winners

Winners will be posted on Saturday, March 29, 2025 on the Creative Arts Facebook page and whar-toncountyyouthfair.org website. The 1st-6th Place 4-H, FFA & FCCLA and Adult 1st-3rd Place High Point Awards and a belt buckle presentation will also be held on Sunday, March 29th at 2:00 p.m. in Crescent Hall during the rabbit show. Everyone is invited to attend.

***DO NOT CALL FAIR OFFICE for RESULTS!***

#### Sale of Excellence

1. Junior, Intermediate and Senior 1st and 2nd Place High Point are eligible to sell.
2. An exhibitor is not required to sell if they have a livestock/poultry entry they would prefer to sell.
3. It is the responsibility of the exhibitor to notify the Creative Arts Co-Coordinator as to which CA Project or animal that is to be sold in the Sale of Excellence. This can be done on Sunday after the High Point Awards Presentation. If the exhibitor plans to sell his/her project and doesn't have an animal project, then that is all that needs to be done. If he/she has more than one project, the exhibitor needs to go to the scratch room.
4. When placing 1st or 2nd Place in High Point in the Creative Arts Division, if the exhibitor plans not to sell their Creative Arts Project in the Sale of Excellence, he/she must go to the scratch room and sign by the project that it is scratched from the SOE. *If this occurs, the 3rd, 4th, 5th or 6th place winners, who meet requirements in each division, will have the option to move into the Sale of Excellence. The scratch room opens at 5 p.m. on Wednesday, April 2, 2025 and is located in the back of the office complex. This is only for Junior, Intermediate and Senior 4-H, FFA or FCCLA High Point Winners. DEADLINE for scratching is one hour after the results of the last market show are posted.*
4. An exhibitor may only sell articles which he/she can carry in a basket without assistance.
5. The six exhibitors who sell in the Sale of Excellence should pick up their final buyer information on Sunday, April 6, 2025 from 8:00-9:00 a.m. in the fair office. Thank you letter information will be in this envelope. Thank you letters should be turned into the fair office for credit towards receiving your check by May 21, 2025. If also turning in animal letters, please let the office staff know.

## **CONTACT INFORMATION**

**WCYF-Creative Arts**

**P.O. Box 167**

**Glen Flora, Texas 77443**

**Ph. 979-677-3350 \* 979-677-3561 (fax)**

**Email: [wcyf@whartoncountyyouthfair.org](mailto:wcyf@whartoncountyyouthfair.org)**

**Websites: [www.whartoncountyyouthfair.org](http://www.whartoncountyyouthfair.org)**

**(under Creative Arts Tab)**

**WCYF Creative Arts Facebook Page**

**Any questions about Creative Arts items or how to fill out the entry form:**

**Contact Melinda Gary (979)531-9356 or Gay Joines (979)531-9734**

**\*DEADLINE, Wednesday, February 1, 2025 in WCYF Fair Office by 4:00 p.m.\***

**Bring these items to the Fair Office by the entry deadline:**

**\* Signed Entry Form**

**\*Turn in all sheets of the entry form and tally sheets.**

**\* Release of Liability**

**\* Payment for entries**

**\* W9 (first time exhibitors only)**

# 2025 WCYF Creative Arts Youth Entry Form



**DEADLINE - Due in the Fair office Thursday, February 1, 2025 by 4:00 p.m.**

Please check ONE age division.

- Early Childhood (Pre-K and younger)
- Open Youth (K-2nd)
- Open Junior (3rd-5th)
- Open Intermediate (6th-8th)
- Open Senior (9th-12th)
- JR 4H, FCCLA, FFA (3rd-5th)
- Inter. 4H, FCCLA, FFA (6th-8th)
- Senior 4H, FCCLA, FFA (9th-12th)
- Special Friends (PreK—Adult)

**PLEASE PRINT CLEARLY!!!**

Birthdate: 1 / 12 / 2013 Grade: 3rd  
 Name: Joe Smith  
 Address: 201 East Street  
 City Boling Zip 77420  
 Club: Kountry Kids 4-H  
 Parent's Name: Jeremy Smith  
 Phone# (979)352-8715  
 Email: \_\_\_\_\_

**SCHOOL DISTRICT: (Circle only ONE)**

Boling ISD    East Bernard ISD    Louise    Wharton ISD

**SCHOOL: (Circle only ONE)**

El Campo ISD

Newgulf Elem	Iago Jr. High	Boling HS	
East Bernard Elem	East Bernard Jr. H	East Bernard HS	
Myatt Elem	Northside Elem	El Campo Middle	El Campo HS
Louise Elem	Hutchins Elem	Louise Jr. High	Louise HS
Sivells Elem	Wharton Elem	Wharton Jr High	Wharton HS

Total # Articles 17  
 Entry Fee \$10.00  
 Amt Paid \_\_\_\_\_  
 Cash    Check# 5902

Other: \_\_\_\_\_ Home School:    yes    no

**ENTRY FEES:** Art entered by teacher through Preschool, Kindergarten & Childcare Facilities.....No Fee

1- 9 items .....\$5.00                  10 - 30 items.....\$10.00                  31-50 items.....\$15.00

**PAYMENT OF ENTRY FEE MUST ACCOMPANY ENTRY FORM, LIABILITY FORM AND W9 (first time exhibitors only)**

➡ *Signing this form indicates a release of liability for loss or damage to the article(s) exhibited. The Wharton County Youth Fair, its directors or agents will not be held responsible. I have read the Wharton County Youth Fair Creative Arts Rules and will adhere to all rules. Entry tags can be picked up on Tuesday, February 25th from 4:00-6:30 pm in the Creative Arts Building . Any one may pick up the tags on that day.* ←

**I HEREBY CERTIFY THAT THE ARTICLES ENTERED ON THIS FORM ARE THE WORK OF THE EXHIBITOR. (Need all signatures)!**

Joe Smith Exhibitor    Jeremy Smith Parent/Guardian

Louis Camelton (4H Club Manager, FCCLA or FFA Advisor (except for Open Division)    12-18-25 Date

**All exhibitors ARE REQUIRED TO WORK 2-3 HOURS in the Creative Arts Department as a room monitor or in the Country Store during Fair Week. The hours worked will count towards the Parent Work Rule.**



Please SIGN UP ONLINE AT [whartoncountyyouthfair.org](http://whartoncountyyouthfair.org) or at CHECK-IN time.

# 2025 WCYF ADULT CREATIVE ARTS ENTRY FORM

DEADLINE - Due in the Fair office February 1, 2025 by 4:00 p.m.

\_\_\_\_\_ Adult (ages 19 & older)      \_\_\_\_\_ Special Friends (ages 19 & older)

PLEASE PRINT CLEARLY!!!

Birthdate:   3   /  14  /  63  Age:  60  (for special friends grouping)

Name: Melba Smith

Address: 1234 Cowboy Road

City: El Campo Zip: 77437

Phone#: (979)587-2388

Email: msmith034@yahoo.com

\*Entry forms & tally sheets, payment of entry fee, liability form & W-9 (Country Store entries) must accompany entry form.

1- 9 items .....\$5.00

10 - 30 items.....\$10.00

31-50 items.....\$15.00

Total # Articles	<u>  35  </u>
Entry Fee	<u> \$15.00 </u>
Amt Paid	<u>          </u>
Cash	<u>  </u> Check# <u>5901</u>

Signing this form indicates a release of liability for loss or damage to the article(s) exhibited. The Wharton County Youth Fair, its directors or agents will not be held responsible. I have read the Wharton County Youth Fair Creative Arts Rules and will adhere to all rules. Entry tags can be picked up on Tuesday, February 25th from 4:00-6:30 p.m. in the Creative Arts Building. Any one may pick up the tags on that day.

I HEREBY CERTIFY THAT THE ARTICLES ENTERED ON THIS FORM ARE THE WORK OF THE EXHIBITOR.

Melba Smith

Signature of Adult

1-22-25

Date

Adults are allowed to sell items in the Country Store this year. Anyone selling items in the Country Store is asked to work a 2-3 hour shift during fair week unless you volunteered during check in time, judging time or check out time. Sign up on whartoncountyyouthfair.org under CA tab.

Contact Melinda Gary (979) 531-5356 or Gay Joines (979) 531-9734 for more information.



## 2025 WCYF ENTRY TAG INSTRUCTIONS

1. PLEASE PRINT CLEARLY ON TAGS.
2. Entry tags **MUST BE** picked up by exhibitor or their representative on Tuesday, Feb. 25, 2025.

➡ **Location - Creative Arts Wing, Crescent Hall**

**Time - 4:00 p.m. to 6:00 p.m.** ←

3. Entry tags must be picked up and filled in prior to check-in on Thursday, March 27, 2025.
4. One entry tag per class number.
5. Exhibitor number must be printed on the entry tag.

*Exhibitors will be assigned a number that can be found on the letter with the entry tags.*

6. All exhibitors must include school grade level on entry tag. (Adults excluded)
7. Entry tags should be secured to articles with string, rubber bands, safety pins, tape or staples.

**NOTE: FOR BAKED PRODUCTS.....DO NOT STAPLE TAG TO INSIDE OF PLASTIC ZIPPER BAG!**

8. SEE EXAMPLE below on how to fill out tag, fold name part in half and touch line. Then staple bottom to cover name.
9. No claim tickets are needed for check-out. That part has been removed from the entry tag.
10. Staple Baked Goods Info., Food Safety/Canned Goods and index card (optional) to back of entry form before turning item in on check-in day.

FINISHED TAG EXAMPLE

Junior 4-H, FFA or FCCLA

Tag No. 5678

Exhibitor No: 123 Grade: 6 Age: 11

Jr. 4H  Jr. FFA  Jr. FCCLA

SECTION: 5D CLASS: 523

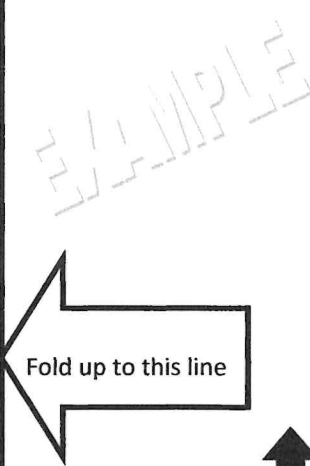
DESCRIPTION: Grape Jelly

---

\*\*\*\*\* *fold cut edge up to the front to dashed line then staple*

EXHIBITOR NAME:

Mary Thomas



Junior 4-H, FFA or FCCLA

Tag No. 5678

Exhibitor No: 123 Grade: 6 Age: 11

Jr. 4H  Jr. FFA  Jr. FCCLA

SECTION: 5D CLASS: 523

DESCRIPTION: GRAPE JELLY

---

STAPLE AFTER FOLDING

## ENTRY TALLY MARK EXAMPLE

NAME: \_\_\_\_\_

NOTE: If entering more than one item in a class, write the total number of items entered.

Example: to enter 3 single crust pies you would write ... 3 606

To enter only 1 single crust pie you would write ... 1 606

### CANNED PRODUCTS

#### SECTION 5A PICKLED & RELISH PRODUCTS

\_\_\_ 501 \_\_\_ 502 \_\_\_ 503 \_\_\_ 504 \_\_\_ 505 \_\_\_ 506 \_\_\_ 507

\_\_\_ 508 \_\_\_ 509 \_\_\_ 510 \_\_\_ 511

#### SECTION 5B PRESSURE CANNED PRODUCTS

\_\_\_ 512 \_\_\_ 513 \_\_\_ 514 \_\_\_ 515 \_\_\_ 516 \_\_\_ 517

#### SECTION 5C WATER BATH PRODUCTS

\_\_\_ 518 \_\_\_ 519 \_\_\_ 520 \_\_\_ 521

#### SECTION 5D JAMS, JELLIES & PRESERVES

\_\_\_ 522 \_\_\_ 523 \_\_\_ 524 \_\_\_ 525

#### SECTION 5E SYRUPS & BUTTERS

\_\_\_ 526 \_\_\_ 527 \_\_\_ 528 \_\_\_ 529

#### SECTION 5F DRY MIXES

\_\_\_ 530 \_\_\_ 531 \_\_\_ 532

# EXAMPLE

### BAKED PRODUCTS & CANDIES

#### SECTION 6A COOKIES

\_\_\_ 600 \_\_\_ 601 \_\_\_ 602

#### SECTION 6B SPECIALTY COOKIES

\_\_\_ 603 \_\_\_ 604

#### SECTION 6C CANDIES

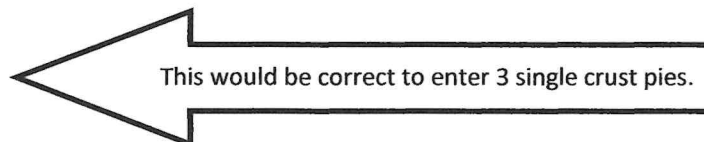
\_\_\_ 605

#### SECTION 6D PIES

3 606 \_\_\_ 607 \_\_\_ 608

#### SECTION 6E CAKES

\_\_\_ 609 \_\_\_ 610 \_\_\_ 611 \_\_\_ 612 \_\_\_ 613 \_\_\_ 614 \_\_\_ 615 \_\_\_ 616



**CANNED PRODUCTS**  
**Sections 5A, 5B, 5C, 5D, 5E, 5F**

**Rules that apply to the Canned Product section ONLY:**

1. ALL jars must be made specifically for home canning. Any other jar will be disqualified.
2. Jars must be clear from the top of the jar to the bottom of the jar on at least one side.  
See example on next page.
3. Sections 5A, 5B, 5C must be in standard pint or quart jars ONLY.
4. Section 5D standard 4oz, 8oz., or 12oz jars ONLY.
5. ALL canned products must be clean and unchipped with new lids and rings. (SLIGHT rust on rings ok)
6. ALL canned products must be sealed with only one ring. (NO paraffin or decorative lids/coverings)
7. ALL canned products will be judged by the following guidelines:  
1/2 inch headspace for most canned products, no air pockets/bubbles, liquid should be clear (not cloudy),  
the liquid should cover the product being canned and the product canned should have good color
8. NO ALCOHOL or ingredients containing alcohol may be used.
9. Entry tag must be attached properly with string or rubber band around the neck of the jar.  
NEW: Food Preservation Safety Card must also be attached to the entry tag. See example on next page.
10. Section F-Mixes in a jar need to include mixing instructions and will be judged on appearance only. No decorative lids.

**SECTION 5A PICKLED & RELISH PRODUCTS**

Class	Description
501	Sweet or Sour Cucumber Pickles
502	Dill Pickles
503	Bread & Butter Pickles
504	Beets
505	Carrots
506	Peppers
507	Relish
508	Okra
509	Sauerkraut
510	Mixed-2 or more vegetables
511	Any other pickled or relish product

**SECTION 5B PRESSURE CANNED PRODUCTS**

512	Snap Beans
513	Carrots
514	Beets
515	Corn
516	Soup Mix
517	Any other pressure canned product

**SECTION 5C WATER BATH PRODUCTS**

518	Tomatoes
519	Fruit Juice
520	Picante' or Salsa
521	Any other water bath product

**5D JAMS, JELLIES & PRESERVES**

522	Jam
523	Jelly
524	Preserves
525	Any other jam, jelly or preserves

**5E SYRUPS & BUTTERS**

526	Syrups
527	Butters
528	Honey
529	Any other syrups & butters

**5F DRY MIXES Example:**

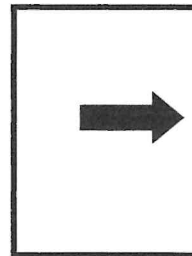
530	Savory	Bar-B-Que Rub, season all or meat seasoning
531	Sweet	Cookie or Brownie mix (in a jar)
532	Any other dry mix	

## CANNED PRODUCTS EXAMPLES

**THESE TYPES OF JARS ARE NOT ALLOWED!**




**THESE TYPES OF LID COVERINGS ARE NOT ALLOWED!**



There must be an area on the jar with no writing or decoration for judges to be able to clearly see the product inside.

**IDEALLY, ONLY THESE TYPES OF CANNING JARS SHOULD BE USED. Any brand.**

**ENTRY  
TAG and  
FOOD  
Preservation  
SAFETY  
TAG**



**WCYF Creative Arts**

**FOOD PRESERVATION/CANNED PRODUCTS**  
USDA guidelines are to be followed.

Exhibitor Number: 2300

Section: 5B      Class: 512

Product Name: Snap Beans

---

Date Preserved: 6-12-24

**Type of Pack:**     X Raw     Hot   

**Processing Method Used: (select one)**

Water Bath:     min.

X Pressure:    25 min. & 10 lbs.

other processing method (must specify)

This card must be attached with entry tag on top!

**BAKED PRODUCTS and CANDIES**  
**Sections 6A, 6B, 6C, 6D, 6E, 6F, 6G**

**Rules that apply to Baked Products and Candies ONLY:**

1. Cookies and candy in sections 6A, 6B & 6C must be entered as noted in class. (Ex: 3 each)  
 These items must be on a paper plate in a plastic zipper bag (size doesn't matter), with entry tag and baked good information sheet stapled to outside.
2. Decorated cookies, Section 6B, must be iced and decorated exactly alike.  
 Cookies in other classes with colored sugar, candy or icing are ok.
3. Baked products in sections 6D, 6E and 6F must be brought **WHOLE** in or on a disposable container and covered where the wrap is not touching the icing. Cake boxes will be accepted.
4. **NO MIXES, CANNED, REFRIGERATED OR PURCHASED ITEMS** may be used unless noted (see sec. 6E altered cake)
5. **ALL PRODUCTS MUST BE MADE FROM SCRATCH!** ....and that doesn't mean scratch the box open :)
6. No decorated cakes or cupcakes allowed. (use of colored sugars, cookie crumbles or candy ok)
7. **ABSOLUTELY NO GLASS CONTAINERS WILL BE ALLOWED!**
8. **NO ALCOHOL** or ingredients containing alcohol may be used.
9. **NO ITEMS THAT NEED TO BE REFRIGERATED ARE ALLOWED!**
10. **ALL BAKED PRODUCTS**, with the exception of those on display, will be donated to the Wharton County Youth Fair.
11. Entry tags must be attached securely on the **OUTSIDE** of the protective covering.
12. **NEW: BAKED GOODS INFO. OR 3 X 5 EXPLANATION CARD MUST BE STAPLED TO THE BACK OF THE ENTRY TAG.**

**SECTION 6A COOKIES**

Class	Description	Examples
600	3 Dropped Cookies (specify kind on tag)	Choc. Chip, oatmeal, M&M, any type dropped by spoon onto pan
601	3 Shaped/Molded Cookies	Sand Tarts, snickerdoodles, peanut butter, molasses swirl
602	3 Bar Cookies	Brownies, blondies, lemon squares, any layered type cut into bars

**SECTION 6B SPECIALTY COOKIES**

Class	Description	Examples
603	3 Decorated Iced Cookies	Royal Icing
604	3 Sandwich Cookies	any identical sized cookies joined together by a sweet filling

**SECTION 6C CANDIES**

Class	Description	Examples
605	3 Pieces of Candy (specify kind on tag)	Divinity, Peanut Brittle, Fudge

**SECTION 6D PIES**

Class	Description	Examples
606	Single Crust	Pecan, Chess, no meringues
607	Double Crust	Fruit
608	3 Tarts	single crust, no meringues

**SECTION 6E CAKES**

Class	Description	Examples
609	Angel Food Cake	
610	Altered Cake	Any cake that starts with a bought mix and changed by adding ingredients
611	Layered Cake	Two or more cake layers with frosting/filling between layers

**BAKED PRODUCTS and CANDIES**  
**Sections 6A, 6B, 6C, 6D, 6E, 6F, 6G**

612	Pound Cake	
613	Fruit Cake	
614	Sheet Cake (specify on tag)	Single layer, may be placed on covered cardboard then covered with wrap
615	3 cupcakes	No decoration, sugar sprinkles ok
616	3 Cake Balls	no cream cheese based cake balls allowed

**SECTION 6F MISCELLANEOUS & QUICK BREADS**

Class	Description	Examples
617	3 Muffins/Biscuits (specify on tag)	Buttermilk biscuits, Blueberry muffins, chocolate chip muffins
618	Cornbread	
619	Quick Breads (specify on tag)	Banana Nut, Blueberry, Cranberry
620	Any other	

**SECTION 6G YEAST BREADS**

Class	Description	Examples
621	3 Cinnamon Rolls	
622	3 Kolaches	FRUIT ONLY, NO MEAT OR CREAM CHEESE
623	3 Dinner Rolls	
624	Bread loaf	
625	Any other	NO CREAM CHEESE ROLLS

**WCYF CREATIVE ARTS BAKED GOODS INFO.**

**Exhibitor #: 2300**

**Section: 6A Class: 600**

**Product Name: chocolate chip pecan cookie**

**Date baked: 3-26-25**

**If frozen, DATE frozen: \_\_\_\_\_**

**Contains the following allergens:**

Soy    Peanuts    **Wheat**    **Milk**    **Eggs**    **Nuts**

This food is made in a home kitchen and is not inspected  
 by the Department of State Health Services or a local  
 health department.

**This card must be attached with entry tag on top!**

**CLOTHING**  
**Sections 7A, 7B, 7C**

**Rules that apply to Clothing ONLY:**

1. All garments and accessories must be created by the exhibitor. (Exception –Section 7C)
2. All articles must be brought to check-in on hangers and fastened securely.
3. All garments and accessories must be clean.
4. All garments and accessories must be finished and ready for wear/use.
5. No ALCOHOL related logos.

**SECTION 7A SEWN GARMENTS**

<b>Class</b>	<b>Description</b>	<b>Examples</b>
700	Sewn Garment	Any sewn item that can be worn as clothing
701	Any other Sewn Garment	

**SECTION 7B SEWN ACCESSORIES**

<b>Class</b>	<b>Description</b>	<b>Examples</b>
702	Sewn Accessories	apron, purse, bag, hat, tie
703	Any other Sewn Accessories	

**SECTION 7C REFASHIONED ARTICLE**

<b>Class</b>	<b>Description</b>	<b>Examples</b>
704	Wearable	Shirt turned into an apron, something wearable
705	Accessory/Jewelry	Blue jeans turned into a purse, something useable
706	Non-wearable	Pillowcase, pet clothing

## PERSONAL & HOUSEHOLD CRAFTS

### Sections 8A, 8B, 8C, 8D, 8E, 8F, 8G

#### Rules that apply to Personal & Household Crafts ONLY:

1. No article may be larger than 4 feet wide, 4 feet high or 2 feet deep.
2. All articles **MUST BE CREATED BY THE EXHIBITOR!**
3. Any article made from a kit should be specified on the entry tag. Ex: wood article, KIT
4. All articles must be finished and ready to use/display.
5. Some classes may include fabric or fiber.
6. Jewelry must be entered in a self-sealing plastic bag with entry tag attached to the outside.
7. **NO ALCOHOL RELATED SYMBOLS/LOGOS ALLOWED.**
8. Section 8G—There is a weight limit of 15 pounds.

#### SECTION 8A CRAFTS & KITS

Class	Description	Examples
800	Decoupage Article	jewelry box decorated with paper cutouts then sealed
801	String Art on Nails on Board	
802	Wood Article	
803	Leathercraft Article	Tooled, Laced or Braided Belts, Wallets, Purses
804	Number Painting, Framed	
805	Decorative Painting	Tole painting on wood, metal, etc. (no canvas)
806	Stained Glass Article	
807	Wood Burned Article	
808	Building Block Article	Wood blocks, Legos (no larger than 12"x15")
809	Bead Article	
810	Button Article	
811	Diamond Art	<b>MUST BE FRAMED</b>
812	Any Other Craft or Kit	

#### SECTION 8B SEASONAL/HOLIDAY DECORATION

Class	Description	Examples
813	Any Seasonal or Holiday Decoration	Wreaths, Arrangements, Door Decorations

#### SECTION 8C CERAMIC & MOLDED ARTICLES

Class	Description	Examples
814	Ceramic Article	Glazed Bisqueware from a Mold
815	Tile Article	Ceramic Mosaics, Alcohol Inked Tiles
816	Plaster Article	Painted Plaster Plaque, Figurine
817	Clay Pot Article	Items created from Clay Pots
818	Any Other Ceramic or Molded Article	

#### SECTION 8D PERSONAL CRAFTS

Class	Description	Examples
819	Any Jewelry Article	Necklace, Earrings, Bracelet
820	Any Other Personal Craft	Flip Flops, Headbands, Silk flower corsages



## PERSONAL & HOUSEHOLD CRAFTS

### Sections 8A, 8B, 8C, 8D, 8E, 8F, 8G

#### SECTION 8E MISCELLANEOUS HOUSEHOLD CRAFTS & KITS

Class	Description	Examples
821	Storage Box Article	Sewing Box, Memory Box (no plastic containers)
822	Macrame Article	Plant Hanger, Wall Hanging
823	Recycled Article	
824	Stationary/Card Article	
825	Nature Craft Article	Pine Cone or Sea Shell crafts, etc.
826	Any Other Miscellaneous	

#### SECTION 8F POPULAR MECHANICS CRAFTS

Class	Description	Examples
827	Electric Article	Clock or Lamp
828	Geared Article	Whirly Gig, anamatronic
829	Any Other Popular Mechanics Crafts	kit

#### SECTION 8G GARDEN DECORATION/ART

Class	Description	Examples
830	Hanging Item	macrame' hanger, fence decor
831	Staked Item	glass, wood or metal
832	Kinetic Item	wind chime, whirly gigs
833	Cement Item	stepping stone, figurine
834	Any other, garden decoration/art	

**FABRIC & TEXTILE CRAFTS**  
**Sections 9A, 9B, 9C, 9D, 9E**

**Rules that apply to Fabric & Textile Crafts ONLY:**

1. Articles made from some type of fabric or textile.
2. All articles must be made by the exhibitor.
3. Articles made from KITS must be specified on entry tag. Ex: Cross Stitch, KIT
4. All articles must be finished and ready for use. Anything framed must have hanger.
5. No articles may be entered on clothes hangers.
6. Articles in section 9C must be home-sewn.
7. No commercially quilted articles allowed.
8. NO ALCOHOL RELATED SYMBOLS/LOGOS.
9. Quilts and quilted wall hangings entered under section 9C will be judged only in the Creative Arts Division.  
To also be entered in the Go-Texan Quilt contest, quilts must have special form and tag (Section 19).

**SECTION 9A NEEDLECRAFT**

Class	Description	Examples
900	Needlepoint Article	Embroidery worked over entire surface using a diagonal stitch
901	Crewel Article	Tapestry of worsted yarn (typically wool)
902	Cross Stitch Article	X shaped stitches used to create a pattern to form picture
903	Counted Cross Stitch Article	Counted X stitches creating a picture
904	Machine Embroidered Article	
905	Silk Ribbon Embroidered Article	Stitching with ribbon to create a picture or embellishment
906	Crocheted Article	Use of hook to interlock yarn, thread or fabric to create an item
907	Knitted Article	Use of knitting needles to turn thread or yarn into cloth or item
908	Any Other Needlecraft Article	

**SECTION 9B DECORATIVE APPLIQUE/PAINTING**

Class	Description	Examples
909	Hand Applique	Pieces of fabric, hand-sewn to create a picture or design
910	Machine Applique	Use of a sewing machine to attach fabric to create picture or design
911	Decorative Painting	Painting on tote bags or jeans using brush, stencil or sponge
912	Any other Applique/Painting	

**SECTION 9C HOME-SEWN ACCESSORIES**

Class	Description	Examples
913	Bedding Accessory	Blanket, pillow case, pillow, quillow, pre-quilted items, pieced quilt top
914	Table Accessory	Place mat, tablecloth, napkins
915	Kitchen Accessory	Dish towel, hot mat, pot holder
916	Home Décor Accessory	Stuffed toy, Christmas tree skirt, wall hanging
917	Any other Home-Sewn Accessory	Pin cushion

**SECTION 9D QUILTS & QUILTED ARTICLES**

Class	Description	Examples
918	Any hand quilted article	bed quilts, wall hanging, pillow sham
919	Any machine quilted article	use of a machine to quilt instead of hand quilting

**FABRIC & TEXTILE CRAFTS**  
**Sections 9A, 9B, 9C, 9D, 9E**

**SECTION 9E MISCELLANEOUS FABRIC & TEXTILE CRAFTS**

<b>Class</b>	<b>Description</b>	<b>Examples</b>
920	Any other Fabric & Textile Article	covered frame or album, tie dyed article, bandana article, yarn article

**“GO TEXAN” QUILT CONTEST**

**Wharton County Area**

**The “Go Texan” Quilt Contest rules will not be available until the end of September. Entry forms and rulebooks will be on the website at**

**[www.whartoncountyyouthfair.org](http://www.whartoncountyyouthfair.org)**

**Exhibitors who do not have access to the website may call the fair office**

**at 979-677-3350**

**To obtain a copy of the rules.**

## HORTICULTURE

### Sections 10A, 10B, 10C, 10D, 10E, 10F, 10G, 10E, 10F, 10G, 10H

#### Rules that apply to this section ONLY:

1. All plants must be grown by the exhibitor and in their care for 90 days prior to check-in.
2. All potted plants, including hanging baskets, must have saucers underneath for watering purposes.
3. All plants should be clean with dead foliage removed and in clean, proper containers.
4. Total weight of plant and container not to exceed 15 pounds or 24" in height and 24" in width.
5. All containers used for presentation must be size specific to the size of the plant or arrangement.
6. All exhibitors must water their entries during the fair.

#### SECTION 10A ANNUALS

Class	Description	Example
1000	Pansies, 3 blooms	
1001	Begonia, 1 stem	
1002	Petunia, 1 stem	
1003	Snapdragon, 1 stem	
1004	Periwinkles, 3 blooms	
1005	Impatiens, 1 stem	
1006	Any other Annual	

#### SECTION 10B PERENNIALS

Class	Description	Example
1007	Rose, 1 stem	
1008	Dianthus, 1 stem	
1009	Geranium, 1 stem	
1010	Phlox, 3 stems, 1 variety	
1011	Shrimp Plant, 1 stem	
1012	Daisy, 1 stem	
1013	Any other Perennial	

#### SECTION 10C BULBS, CORMS, RHIZOMES & TUBERS

Class	Description	Example
1014	Lily, 1 scape, thin stem	
1015	Amaryllis, 1 scape, tube stem	
1016	Iris, 1 stem	
1017	Any other Bulb, Corm, Rhizome or Tuber	

#### SECTION 10D TREES, SHRUBS, VINES, FOLIAGE

Class	Description	Example
1018	Flowering Tree/Shrub	
1019	Berried Tree/Shrub	
1020	Flowering Vine	
1021	Aspidistra	
1022	Any other Tree, Shrub, Vine, or Foliage	

**HORTICULTURE**  
**Sections 10A, 10B, 10C, 10D, 10E, 10F, 10G, 10H**

**SECTION 10E POTTED PLANTS & HANGING BASKETS**

<b>Class</b>	<b>Description</b>	<b>Example</b>
1023	Foliage Plants	ivy, croton, coleus and ferns
1024	Flowering Plants	African violet, begonia, bougainvillea, geranium

**SECTION 10F SUCCULENTS & CACTI**

<b>Class</b>	<b>Description</b>	<b>Example</b>
1025	Any Succulent	
1026	Any Cacti	

**SECTION 10G ARRANGEMENTS**

<b>Class</b>	<b>Description</b>	<b>Example</b>
1027	Dish Garden, 3 or more plants	
1028	Terrarium	

**SECTION 10H FRESH FLOWER ARRANGEMENTS**

<b>Class</b>	<b>Description</b>	<b>Example</b>
1029	Any fresh flower arrangement	Corsage, bud vase, etc.

# PHOTOGRAPHY

## Sections 11A, 11B, 11C, 11D, 11E, 11F, 11G

### Rules that apply to Photography section ONLY:

1. All age divisions able to enter.
2. Only single photographs will be accepted. (no collages)
3. Pictures may be taken with any camera.
4. Entries must be matted to a 5"x 7" finished product.
  - A. Mats must be at least 1/2 inch.
  - B. Only commercial mats or posterboard.....NO FOAMBOARD!
5. All entries must be on photo quality paper.
6. Class is determined by focal point of picture.
7. Entry tags must be attached to the back at the left corner of the bottom edge before check in.

NOTE: See example of tag placement on Youth Art page.
8. No entry may show or depict any type of trademarked brand, logo, slogans or alcohol/drug related images.
9. The executive committee reserves the right to disqualify any entry deemed inappropriate for display.

#### SECTION 11A

#### OUTDOOR

Class	Description	Examples
1100	Landscape	Scenes of natural landscapes, seascapes, skyscapes
1101	Flora/Plants/Trees	Focuses on the structure of the plant/bloom

#### SECTION 11B

#### PEOPLE

Class	Description	Examples
1102	People	Alone or in a group

#### SECTION 11C

#### ANIMAL

Class	Description	Examples
1103	Animal	Any animal, fowl, fish, reptile or insect: tame or wildlife

#### SECTION 11D

#### SPECIAL EFFECTS

Class	Description	Examples
1104	Special effects	use of colored powder/glitter, water while taking the photo

# PHOTOGRAPHY

## Sections 11A, 11B, 11C, 11D, 11E, 11F, 11G

### SECTION 11E SPECIAL PHOTOGRAPHY

Class	Description	Examples
1105	Still Life	A grouping arranged by the exhibitor of inanimate objects
1106	Building/Architectural Elements	Manmade construction as the obvious center of interest, including statues
1107	Mechanical Art	Any machine or item with moving parts (car, truck, train, boat)

### SECTION 11F WHARTON CO YOUTH FAIR

Class	Description	Examples
1108	Any WCYF event	any picture taken at the Wharton Co Youth Fair

### SECTION 11G ANY OTHER

Class	Description	Examples
1109	Any other	Any picture that does not fit into any of the other classes

## ART

### SECTIONS 12, 13, 14, 15, 16, 17, 18

#### GENERAL RULES FOR ART

1. No entry limits.
2. No stretched canvases or framed art.
3. Maximum artwork size 11"x 14" \*see example\*
4. ALL works on paper MUST BE MOUNTED. Artwork needs to be glued to mount (no tape). Mounting must not extend more than one inch beyond artwork being mounted. An acceptable mounting material would be poster board.
5. Entry tags must be attached properly BEFORE tag-in. \*see example\*
6. Artwork subjects MAY NOT INCLUDE any type of trademarked brand or logos, slogans or licensed characters.
7. ALL ARTWORK MUST BE THE ORIGINAL EXPRESSED CREATION OF THE ENTRANT.

#### SECTION 12 PAINTING

Class	Description	Examples
1200	Painting	Acrylics, Watercolor, Ink wash  ***NO OIL or TEMPERA***  ***NO STRETCHED CANVASES***  ***NO WET PAINTINGS*** If it feels sticky, it is NOT dry!***

#### SECTION 13 DRAWING

Class	Description	Examples
1300	Drawing	Pencil, Color Pencil, Oil Pastel, Pen & Ink, Marker, Crayon  ***NO PASTELS OR CHALKS***  ***A FIXATIVE, such as Krylon Clearcoat, must be sprayed on pencil and color pencil art to prevent smearing or damage to other works***

#### SECTION 14 MIXED MEDIA

Class	Description	Examples
1400	Mixed Media	Artworks containing two or more media. Example: watercolor and ink  ***NO PASTELS OR CHALKS***



ART (cont.)

**SECTION 15 COLLAGE**

Class	Description	Examples
1500	Collage	Artworks created by gluing bits and pieces together to create a picture.  ***NO LOOSE AREAS***  ***MUST NOT EXCEED DEPTH OF 1 inch beyond surface created on***

**SECTION 16 PRINTMAKING**

Class	Description	Examples
1600	Stamped Prints	Artworks created by stamping impressions from objects (potatoes, foam stamps, cut cardboard onto a surface.
1601	Pulled Prints	Artworks created by pulling a print off of a prepared surface.  Types of pulled prints—linocut, woodcut, gel monotype, monotype, engraving, etching, intaglio and collograph

**SECTION 17 SCULPTURE**

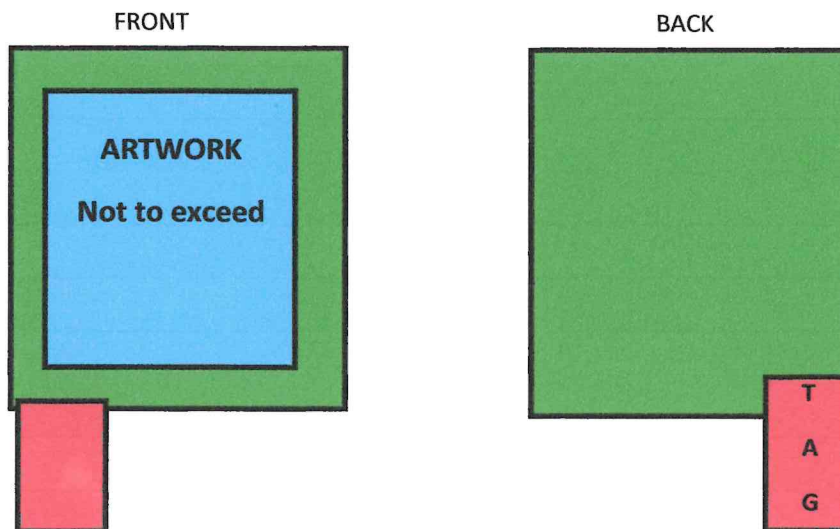
Class	Description	Examples
1700	Assembled/Modeled Construction	A form created from paper mache', wood pieces, wire or metal, found objects or recycled objects.
1701	Carved/Relief	Made by removing unwanted material to create a form made from wood, stone, water based clay (that has been fired once finished).  ***No oil based clay or play dough***      ***Maximum weight 15 pounds***      ***Maximum size 2' x 2' x 2' **

**SECTION 18 COLOR SHEETS**

Class	Description	Examples
1800	Color sheet	***Early Childhood Division Only*** (ages Pre-K & younger)

\*EXAMPLE OF MOUNTED ARTWORK\*

NOTE - mounting must not exceed more than 1" beyond artwork, on all sides.....MAXIMUM SIZE OF MOUNTING 12"X 15"



## EDUCATIONAL DISPLAYS

### Sections 19A, 19B, 19C, 19D, 19E, 19F

#### Rules that apply to Educational Display ONLY:

1. Only trifold presentation boards will be allowed with or without header board.
2. No extras to be displayed separately from the board. Everything must be attached securely with nothing hanging off of the sides or bottom. Some overhang is allowed on top. (see example)
3. Nothing should exceed size limitations. (see example)
4. No electrical parts. Battery operated parts ok. Battery packs must be taped on securely with easy access to controls. (see example)
5. Presentation board must be stable and freestanding.
6. Presentations must be age appropriate and may not include any type of lewd or offensive images. The CA committee chairmen reserve the right to determine the acceptability of any display. If there is a question about acceptability please contact Gay Joines 979-531-9734 or Melinda Gary 979-531-9365 BEFORE entering the contest.

#### SECTION 19A AGRICULTURAL

Class Description	Examples
1900 Farming	row crops, equipment
1901 Gardening	sustenance, hobby, flower
1902 Habitats	Texas native plants, animal
1903 Any other Agricultural	

#### SECTION 19B HISTORICAL WHARTON COUNTY

Class Description	Examples
1904 Wharton County Event	any of historical impact specific to Wharton Co
1905 Wharton County Person	any of historical impact specific to Wharton Co
1906 Wharton County Place	any of historical impact specific to Wharton Co

#### SECTION 19C INSTRUCTIONAL/HOW TO'S

Class Description	Examples
1907 Personal & Household Craft	handmade
1908 Baking & Cooking	cakes, canning, BBQ
1909 Maintenance	household, vehicular
1910 Health & Nutrition	CPR, protein foods
1911 Any other Instructional/How to	

**EDUCATIONAL DISPLAYS**  
**Sections 19A, 19B, 19C, 19D, 19E, 19F**

**SECTION 19D SCIENTIFIC**

**Class Description**

**1912 Any scientific experiment**

**Examples**

**growing crystals, potato light, cleaning pennies**

**SECTION 19E THE ARTS**

**Class Description**

**1913 Fine Art**

**Examples**

**Artist, movements, technique**

**1914 Music/Film/Dance**

**1915 Literature**

**Authors, poetry**

**1916 Any other ARTS**

**SECTION 19F WHARTON CO YOUTH FAIR**

**Class Description**

**1917 WCYF Projects**

**Examples**

**anything entered into WCYF**

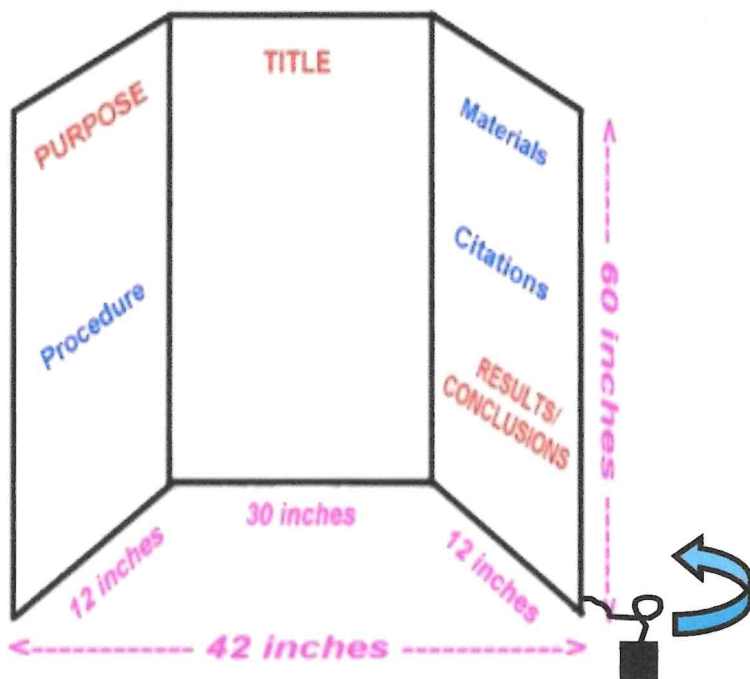
**1918 WCYF History**

**background information on WCYF/volunteers**

**1919 WCYF Business**

**how a youth fair is funded & operated**

**1920 Any other WCYF**



\*Header board (optional, but it does make it more stable)

\*Standard 36" x 48" trifold display board

\*Must not exceed width of 48 inches.

(Nothing may be hanging off sides)

\*Must not exceed height of 60 inches.

\*If using a battery pack it must be taped securely to backside on the bottom of either wing.

# THANK YOU NOTES

## *Spread a little kindness and gratitude!*

We all know how good it feels to be appreciated. A thank you note is an easy way to express your thanks to sponsors, volunteers and buyers. Who knows... that buyer may decide to support you at next year's fair just from the thank you note that you took the time to personally write.

*That being said, the following applies to Creative Arts exhibitors:*

**\*Each High Point exhibitor selling a project in the Sale of Excellence is required to write each of his/her buyers a thank you note and bring to the fair office for credit.**

**\*\*Each exhibitor selling projects in the Country Store are required to write each of his/her buyers a thank you note and bring to the fair office for credit.**

**\*\*\*All exhibitors are asked to write thank you notes to Creative Arts ribbon and awards sponsors. This list is in the premium envelope and notes should be sent directly to the sponsors.**

**\*\*\*\*Only the 1st-3rd place Adult High Point winners will receive their award money at check-out , but all Adults should pick up the list of sponsors, write thank you letters and send notes directly to the sponsors. \*Adults selling items in the Country Store will receive their checks after turning in the thank you letters from the list of buyers given a check-out time.**

**\*\*\*\*\* Please specify when turning in Creative Arts Thank You Notes from Livestock Notes to help with confusion with the office staff.**

### Things to remember:

- ~Include personal thanks for attending the SOE/Country Store and purchasing your project.
- ~Handwritten notes are appreciated...(and remembered)
- ~Each envelope should be sealed, stamped and properly addressed to each buyer.
- ~Exhibitor's return address should be on the envelope.
- ~WCYF office personnel will document the receipt of thank you notes and place in mail.
- ~\$25. will be deducted from any exhibitor's check who turns in notes after May 21, 2025.
- ~Sale checks will be released to exhibitors after the office personnel has received all thank you notes from each exhibitor.
- ~Sale checks will not be released to any exhibitor who does not comply with this rule.

Thank you notes are DUE in the fair office May 21, 2025 before 4:00 p.m.