

YOUTH (4-H/GRANGE) & FFA PHOTOGRAPHY

BUILDING 4

Alice Bankemper:(509) 987-4442

bankrial@charter.net

Important Links

[Exhibitor Online Registration](#)

[4-H & FFA Rules](#)

[Entry Instructions](#)

Follow us on Facebook for Updates! [Benton-Franklin Fair Exhibitors](#)

Before entering, Please refer to General Information Open Class Rules and Regulations.

1. Entries to be dropped off Sunday, Aug. 20. between 10 a.m.–6 p.m. in Building 4.
2. Exhibitors must be currently enrolled in a 4-H or FFA photography project. Entries must be original work, taken by the exhibitor during the (**October 2022** through **August 2023**) current 4-H year. Images may be professionally developed and printed.
3. Video photography project exhibits should be entered in 4-H In Action
4. In order to meet state guidelines all entries **MUST** meet the following requirements:
 - a. Be firmly mounted on matte board, NOT poster board or **foam core, per state requirement.**
 - b. Minimum matte margin is 1" on all sides and maximum matte margin is 2 ½" on all sides. Poster board covering on the **MATTE FRAME** must cover the back of the photo. Framed entries and non-mounted entries will not be judged.
5. All entries must be printed on photographic paper. Entries printed on paper, cardstock, poster board, etc. will not be judged.
6. Use photo glue or other suitable substitute to attach photo and optional **matte** frame firmly to **matte** board backing. Unmounted pictures and pictures in picture frames will not be judged.
7. Except for classes 14 thru 20, the visible part of the **photograph** must be 5"x7", 8"x10", **8"x12"**, **4"x12"**, or 5"x14". Photos not these exact sizes will not be judged.
8. Classes 14 thru 20 should be 3 ½"x 5" or 4"x 6" photographs.
9. In conjunction with the 4-H vision of promoting healthy lifestyle choices, photos depicting otherwise will be disqualified. For example: smoking, alcohol, drugs, drug paraphernalia.
10. **IMPORTANT** – Fill out the WSU label C0890 and attach to the back of the photo. Even though the **Title of Photo** is optional, please complete this field as this caption helps us correlate the photo to the score sheet. You can get the label from the Extension Office before the fair, or download the form at <https://pubs.wsu.edu/itemdetail.aspx?productid=13185&seriescode=&categoryid=&keyword=c0890>
11. **Please complete photo label(s) prior to arriving at fairgrounds.** If they are not completed, you will be asked to step aside to fill them out. Be sure to include a description of the photo in the 'Variety' section **on your exhibitor card(s)**, which can be the same as the caption on the WSU **photo** label.

12. With the exception of classes 13, 21 and 22, all other entries will be judged and scored according to the following criteria:

- i. Correct Category=10%
- ii. Quality=30%
- iii. Composition and Interest=45%
- iv. Mounting and Borders=15%.

Best of Show Awards			
30 Premium Points			
Junior	Intermediate	Senior	FFA

PREMIUM POINTS				
	CLASS	BLUE	RED	WHITE
Individual Photos	1-12	12	9	7
Darkroom Skills	13	16	12	9
Photo Board	14-15	16	12	9
Photo Album	16-20	20	15	10
Digital Imaging	21-22	20	15	10
Promotional Photos	23-26	12	8	7

DIVISION

- A. Junior (8–10 as of 10/01/22)
- B. Intermediate (11–13 as of 10/01/22)
- C. Senior (14–less than 19 as of 10/01/22)
- D. FFA (must be enrolled in High School Program the school year prior to showing)

INDIVIDUAL PHOTOS

Limit: 10 TOTAL entries per exhibitor in classes 1 thru 13.




CLASS




1. Scenic – scenery is the main subject
2. People/Portrait – people are the main subject
3. Animal picture – animals are the main subject
4. Flower/Nature – nature is the main subject (i.e. plants, trees, insects, etc.)
5. Buildings/Architectural features – buildings and building features are the main subject.
6. Action – an activity is the main subject (i.e. pole vaulting, horse jumping, sporting events, etc.)
7. Close-up – picture is taken close to the subject making the subject appear larger (not a portrait)

8. Composition – special lighting (i.e. strobe, side, evening, backlighting, timed exposure, etc.)
9. Composition – design elements (i.e. lines, shapes, patterns, textures, special angles, contrast, etc.)
10. Composition – still life (i.e. inanimate objects set up for photos)
11. Composition – abstracts
12. Special effects – noted on WSU C0890 photo label (i.e. focus, exposure if SLR, f-stop and shutter speed)

DARKROOM SKILLS

- 


CLASS


13. Darkroom Skills – one photo in black and white showing specific darkroom techniques, such as dodging, vignette, etc. Include negatives and a 3"x5" card defining chemicals, exposure and paper used.

Class 13 Scoring
Correct Category – 10%
Quality – 30%
Darkroom Techniques – 25%
Composition and Interest – 25%
Mounting – 10%

PHOTO BOARD

Limit 1 entry per class

- 

CLASS





14. Photo Story – a series of 3 to 6 photos that tell a story with a beginning, ending, title and optional captions. All photos must be mounted on one board, not less than 6-ply. NOT POSTER BOARD
 15. Theme Board – a series of 3 to 6 photos depicting a specific theme. Title required; captions, poems or other written words are optional. All photos must be mounted on one board, not less than 6-ply. NOT POSTER BOARD
 - a) Digital photos will be accepted in this class provided all photos in the entry are from the same type of camera and printed using the same method. See **Digital Imaging (class 22)**, items a, b, c, d and e for additional instructions.

PHOTO ALBUM/PORTFOLIO

Limit 1 entry per class

- 

CLASS


16. First Year in project – 25 prints minimum
 17. Second Year in project – 30 new prints, minimum
 18. Third Year in project – 35 new prints, minimum
 19. Fourth Year in project – 40 new prints, minimum
 20. Fifth Year in project – 50 new prints, minimum

- a) Digital photos are accepted in this class. All photos submitted for one year do not have to be from the same type of camera. You can mix digital and regular film photos. Be sure to add additional photo labels (CO890) for each type of camera used.
- b) Album/Portfolio should just be your best work for the current 4-H year. If you are adding to an old album, be sure to mark the current year.
- c) Album is to contain only photos taken by the exhibitor.

DIGITAL IMAGING

Limit 1 entry per class

CLASS

- 21. Regular film and camera, Black & White or color. (Digitally imaged by scanning, then enhanced or manipulated and printed by exhibitor.)
- 22. Digital capture, Black & White or color. (Photo taken with a digital camera, then enhanced or manipulated, and printed by exhibitor.)
 - a) Black & White photos must be done with the gray scale. Color photos must be done with RGB or CMYK scale.
 - b) It is recommended that digital captures be taken on “high” resolution.
 - c) Digital captures must be color corrected.
 - d) All images can be sandwiched/cut & pasted; retouched/cloned; filters or any other special effects used.
 - e) Minimum printer output of 300 DPI or PPI should be used.
 - f) Original image must be part of the mounted display, on the front of the exhibit matte for comparison.
 - g) A typed index card must be part of the mounted display, on the front of the exhibit matte, explaining what was done to arrive at the final image.
 - h) 4-H Photography label CO890 must be completed and attached. The original image finished picture and index card should be mounted on a display board (poster board or other suitable mounting surface) no larger than 14” X 22”. Do not use dry mount; it will destroy your print. Use spray adhesive or adhesive mount only.

Classes 21 & 22 Digital Imaging Scoring:

Quality of Image – 20%
Composition-20%
Color Correction-20%
Retouching-10%
Cropping (if necessary)-10%
Correct category and information card-10%
Mounting-10%

4-H PROMOTIONAL PHOTOS



- 23. 4-H Promotional Photos – Projects
 - 24. 4-H Promotional Photos – Community Service
 - 25. 4-H Promotional Photos – Activities/ Events
 - 26. 4-H Promotional Photos – Leadership Development
- a. This class is open to all Junior, Intermediate and Senior 4-H members. The photo must have been taken by the member.
 - b. Entries in this class do not have to pre-qualify through the county qualifying show.
 - c. There is a maximum of two entries, per exhibitor, in this class.
 - d. All photos must be captioned.
 - e. Photos may be used in 4-H promotional materials, brochures, flyers, etc.
 - f. Refer to general photography rules for information on matting and framing.
 - g. All finished pictures must be no smaller than 5"x7", nor larger than 8"x10".
 - h. Washington State 4-H reserves the right to retain possession of photos for 4-H promotional purposes.