

LAKE COUNTY FAIR

CLOVERBUD POULTRY PROJECT

Name _____ Age (on September 1, 2024) _____

4-H Club _____ Years in Project _____

REQUIRED DOCUMENT: Attach ShoWorks Receipt at the end of this book.

I certify that I have personally been responsible for the care of this chicken, kept records on this project, and personally completed this record book.

Signature _____ Date _____

I (the 4-H member's parent/guardian) certify that my child has personally completed this record book, and I have reviewed it for completeness and accuracy of reporting.

Signature _____ Date _____

I (the 4-H member's club leader) certify that this youth is an active member of their 4-H club. I have reviewed this record book for completeness and accuracy of reporting.

Signature _____ Date _____

PROJECT GOALS

At the beginning of your project, please tell us what you plan to do and what you will learn from your poultry project this year. You can check the items below and/or write your own goals:

- Look at different breeds of poultry
- Learn to identify different breeds of poultry
- Learn what chickens eat
- Learn the body parts of a chicken
- Learn the names of different poultry equipment
- Learn how to take care of my chicken
- Watch a poultry show
- Show my chicken
- Share what I have learned about chickens with another person
- Have fun with my chicken

INFORMATION ABOUT YOUR CHICKEN

Chicken's Name _____ Sex _____

Breed _____ Age _____

Breed Purpose (circle one) **Eggs** **Meat** **Show**

Color of Feathers _____ Type of Comb _____

Where did you get your chicken?

Where do you keep your chicken?

Draw or place a picture of you and your chicken here:



FEEDING YOUR CHICKEN

Chickens need a balanced diet and fresh water daily. It is essential to ensure you are feeding your chicken the recommended amount, as you do not want to overfeed it

What do you feed your chicken?

How much do you feed your chicken every day?

How much does a bag of chicken food cost? _____


How much does a bag of chicken food weigh? _____

Draw or place a picture of you feeding your chicken here:



PARTS OF A CHICKEN

Label the parts of the chicken.



- 1. _____
- 2. _____
- 3. _____
- 4. _____

- 5. _____
- 6. _____
- 7. _____
- 8. _____

Comb	Wattles	Breast	Wing
Beak	Vent	Hock	Shanks

ITEMS ASSOCIATED WITH CHICKENS

Draw a picture of each of the following items.



Egg



Nest Box



Food Dish



Water Dish



Pen


CHICKEN BREEDS

Choose two breeds of chickens and do the following:

1. List the breed.
2. Decide the purpose of that breed.
3. Draw or attach a picture of the breed.


Breed: _____

Meat or Eggs



Breed: _____

Meat or Eggs



PROJECT PICTURES

Draw or attach two pictures of you practicing a skill with your bird (examples could include practicing showmanship, cleaning their coop, or collecting eggs). Write an educational caption explaining what you are doing in the picture.



PROJECT PICTURES

Draw or attach two pictures of you practicing a skill with your bird (examples could include practicing showmanship, cleaning their coop, or collecting eggs). Write an educational caption explaining what you are doing in the picture.