


**PASCO COUNTY FAIR**  
**POULTRY PROJECT RECORD BOOK**  
**Kindergarten – 2<sup>nd</sup> Grade**



Name: \_\_\_\_\_

Grade: \_\_\_\_\_ School: \_\_\_\_\_

Age (as of September 1): \_\_\_\_\_ Date of Birth: \_\_\_\_\_

Club: \_\_\_\_\_

4-H Leader/FFA Advisor/Adult Mentor: \_\_\_\_\_

Record Started: \_\_\_\_\_ Record Ended: \_\_\_\_\_

I certify that I have kept these records to the best of my ability.

\_\_\_\_\_  
Signature

\_\_\_\_\_  
Date

This record book has been completed as much as possible by the above-named member.

\_\_\_\_\_  
Leader/Advisor/Mentor Signature

\_\_\_\_\_  
Date

**Youth Animal Project Agreement** (to be completed at beginning of project)

The youth is responsible for caring for the animal, which will include feeding, de-worming, providing fresh clean water, providing a pen, washing, and showing. The youth will use this project as an educational tool to learn skills needed in the livestock industry. This project will also help the youth to accept success and failure as a learning experience. The youth will keep accurate records on their project animal.

*I accept these responsibilities.*

Date (beginning of project): \_\_\_\_\_ Signed- (Youth): \_\_\_\_\_

The parents are responsible for providing financial help, if needed, along with assistance, encouragement, and supervision while the youth is raising this animal.

Date (beginning of project): \_\_\_\_\_ Signed- (Parent or Caretaker): \_\_\_\_\_

**Drug Statement** (to be completed at end of project)

I hereby certify that any drug, antibiotic, or biological substance, which may have been administered by myself, or any other person, was done in strict compliance with the manufacturer's label requirements.

Date (end of project): \_\_\_\_\_ Signed- (Youth): \_\_\_\_\_

Date (end of project): \_\_\_\_\_ Signed- (Parent or Caretaker): \_\_\_\_\_

**Acknowledgment of Pasco County Fair General Rules** (to be completed at beginning or end of project)

I hereby agree that I have read and understand Pasco County Fairs Safe Handling Practice rules, IAFE National Code of Show Ethics rules, and Livestock Addendum form.

Date: \_\_\_\_\_ Signed- (Youth): \_\_\_\_\_

Date: \_\_\_\_\_ Signed- (Parent or Caretaker): \_\_\_\_\_

The purpose of a market animal project is to:

- acquire an understanding of the animal industry by preparing for, purchasing, caring for and keeping records on one or more heads of animals.
- identify the types and breeds of animals and employ efficient methods of production and marketing.
- understand the business aspect and economics of purchasing animals, feed, facilities, and equipment for an animal project.
- develop integrity, sportsmanship, and cooperation.



## List 3 Goals You Want to Accomplish This Project Year

These can be things you want to learn about chickens, things you want to improve from last year or new things you want to try with your project.

1. \_\_\_\_\_

\_\_\_\_\_

\_\_\_\_\_

\_\_\_\_\_

2. \_\_\_\_\_

\_\_\_\_\_

\_\_\_\_\_

\_\_\_\_\_

3. \_\_\_\_\_

\_\_\_\_\_

\_\_\_\_\_


\_\_\_\_\_

# Project Animal Inventory

Complete the table for the birds that you are showing.

Name	Breed	Hen/Cock Pullet/Cockerel	Cost \$

Draw or insert a picture of your favorite project chicken:



# Chicken Breed Knowledge

Choose two breeds of chicken from the list provided and do the following:

1. List the breeds: Wyandotte, Polish, Cochin, Sussex, Leghorn, Rhode Island, Pheonix, Japanese, Belgian Bearded D’Uccle, Dutch, or Brahma.
2. Decide if each breed is used for meat, eggs, or both.
3. Draw and color a picture of the breed.
4. Write one interesting fact about the breed.

--	--

## Project Related Questions

Where did you get your chicken(s)?

---

---

---

Describe where your chicken(s) live and their shelter.

---

---

---

How often do you work with your chickens? Describe what you do.

---

---

---

Describe anything special that you do to your chickens before a show.

---

---

---

# The Parts of a Chicken...

Write in the parts of the chicken AND color it to look like your project chicken.

**Comb**

**Wattles**

**Breast**


**Beak**

**Vent**

**Hock**

**Wing**

**Shanks**



# Project Story

(Your story may be typed or handwritten by the exhibitor.)

Your story should be an overall summary of your project. This should be in the format of a paragraph and may include information on this years' Skillathon topic. Since the topic changes year by year, the skillathon information will be provided on the PCF website.

---

---

---

---

---

---

---

---

---

---

---

---

---

---

---

---

---

---

---

---

---

---

---





# Project Story, continued

---

---

---

---

---

---

---

---

---

---

---

---

---

---

---

---

---

---

---

---

---

---

---



# Project Pictures

Show pictures (4 minimum to 8 maximum) of you and your project. The pictures should show some things mentioned in your story and should show you involved in project work. Write a short caption for each picture.



# Project Pictures Continued



## Record Book Score Sheet

\* All record books *should be* handwritten by the exhibitor in blue or black ink. \*

<u>Section</u>	<u>Points Possible</u>	<u>Points Earned</u>
Cover (page 1)	5	
Acknowledgement (page 2)	5	
List 3 Goals (page 3)	10	
Project Animal Inventory (page 4)	10	
Chicken Breed Knowledge (page 5)	10	
Project Related Questions (page 6)	15	
Parts of a Chicken (page 7)	10	
Project Story (page 8-9)	15	
Project Pictures (page 10-11)	15	
Overall Neatness	5	
<b>Total Points</b>	<b>100</b>	

**\*Place Academic Satisfaction Form Here\***