



Transferring tickets electronically

Tickets purchased online can be transferred to someone else by following these simple steps. Please contact us at tickets@irishfair.com if you have any questions.


Locating your tickets

When you order your tickets, you should receive an electronic receipt that contains a link to access your tickets. Your tickets are not contained in nor attached to the email directly.

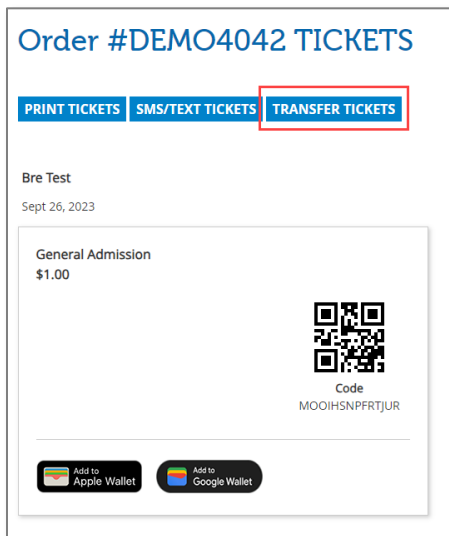
Transferring your tickets

Note: If you want to transfer tickets to multiple people, you must repeat this process for each recipient.

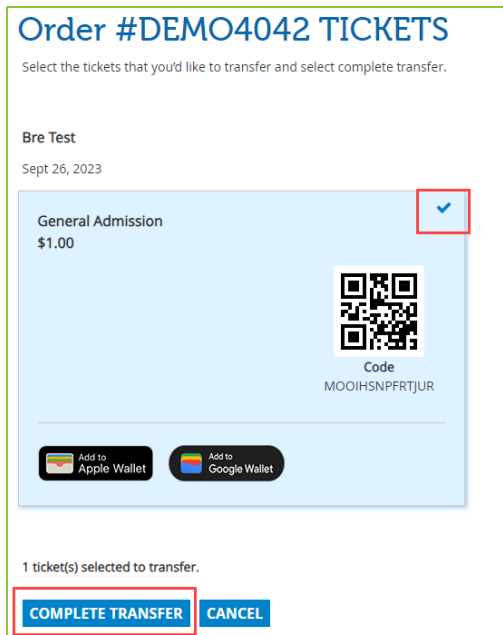
1. From the electronic receipt email, click on [**Access Tickets**].



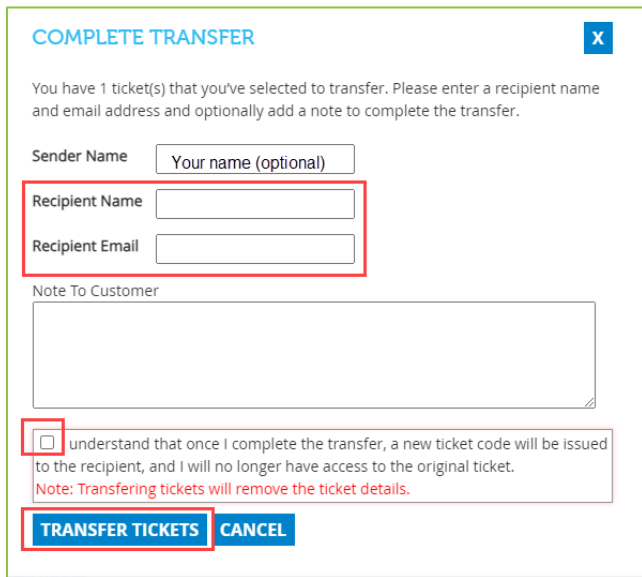
2. When your ticket opens, select [**Transfer Tickets**].



3. Select which ticket(s) to transfer by clicking on the ticket(s). A checkmark will appear in the upper right corner of the ticket(s) you selected.
4. Select [**Complete Transfer**].



5. In the next window, add the name and email address of the person you're sending the ticket(s) to in the **Recipient Name** and **Recipient Email** fields. *(The Sender Name field and Note to Customer fields are optional, but helpful if the recipient doesn't know you're sending them tickets.)*
6. Select the checkbox indicating you understand that once you transfer a ticket, a new QR code will be generated for that ticket and code for the ticket you purchased will no longer be valid.
7. Select [**Transfer Tickets**].



8. A confirmation message will appear indicating the transfer was successful. The recipient should receive an email like the one you received after purchasing your tickets that contains a link to the ticket(s) you transferred. Once the ticket has been transferred, the QR code on the original ticket you purchased will no longer be valid (a new one is created for the recipient). When you access your ticket page, you will see who the ticket has been transferred to.