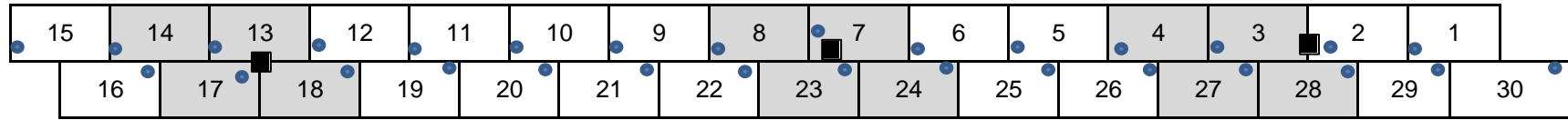


# REATA CAMPGROUND - 118 SITES - 30 & 50 AMP - FULL SERVICE

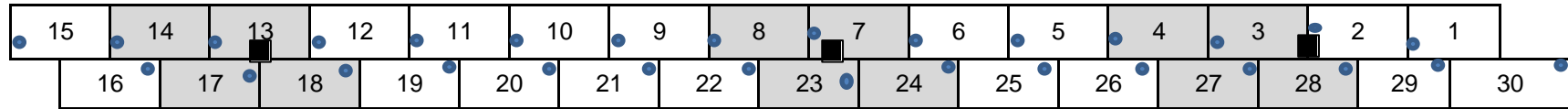
WINDMILL DRIVE

REATA  
DRIVE

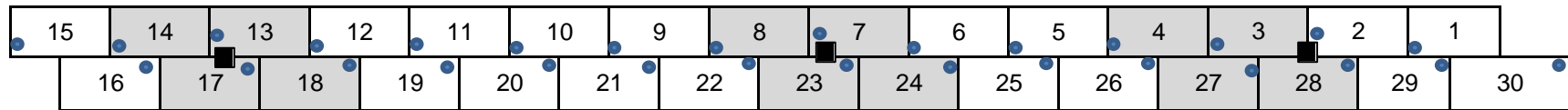
BROKEN  
SPUR  
ROAD



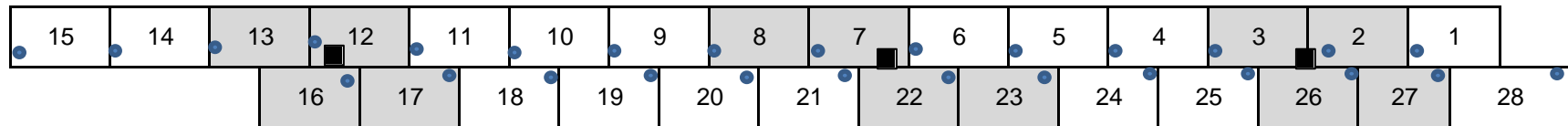
A



B



C



D

● Sewer Location

■ Electrical Pedestals

\* Each site is 25' wide x 50' long.

\* Roadways are 40' wide.

■ 50 amp service. (4 to each pedestal)

□ 30 amp service. (cords pull from pedestal)

