

Land Products

DEPARTMENT N: LAND PRODUCTS

Superintendent: Nancy Conlee, (541) 480-5964

Entry Forms Due: Friday, 8/2/24 by 5pm at Fairgrounds Office

Entry forms in back of book. Please submit entry forms by due date.

Exhibit Drop-Off: Monday, 8/5 at Carey Foster Hall from 9am-1pm & 4-7pm

Walk-in entries will be accepted only at the discretion of the superintendent. NO EARLY DROP-OFFS.

Judging: Tuesday, 8/6

Exhibit Pick-Up: Sunday, 8/11 at Carey Foster Hall from 9am-1pm. Contact the superintendent if you are unable to retrieve your items during this time slot.

Rules for Open Class Land Products

- See Static Exhibit General Info on page 6.
- Exhibitors are limited to one entry per class.
- Unless otherwise indicated, entries are to be displayed on a good-quality white paper plate with stiff edges or foam tray.

Perishable items that might shrivel such as beets, carrots, beans, radishes, etc. can be presented in a plastic bag on the required plate to maintain a fresher appearance.
- Items with a root ball should have the root ball bagged in plastic or presented in a jar or other clear container that will hold water to maintain freshness.
- Keep the roots of leafy vegetables (such as lettuce) moist.
- Display herbs in water. Vessels are available for exhibitor use at drop-off.

Tips on Preparing Exhibits for Entry

Vegetables should be in the stage of development where they are suitable for marketing or eating. These, along with good conditions, are the main points on which entries are judged. Where more than one specimen is required, uniformity is important.

- Gather your vegetables early in the morning or late in the evening to retain crispness and flavor. Wash root vegetables in cold water and cut the tops, where required, to within 1" to 2" of the base.
- Refrigerate in a closed plastic bag.
- Perishable items that might shrivel such as beets, carrots, beans, or radishes, etc. can be presented in a plastic bag on the required plate to maintain fresh appearance.
- Peel away only damaged leaves on cabbage.

- Harvest onions early to allow for curing. Remove no more than one layer of skin to clean. Leave 1" at top and trim roots to 1/4".
- Dig potatoes early enough to cure well before the fair. Brush or wipe with soft cloth to clean.
- Beans should be tender and snap readily.
- Root crops should be of medium size and uniform in length and diameter.
- Sweet corn should be succulent and not beginning to be starchy.
- Slicing cucumber should be firm but not ripe.
- Summer squash and onions should be mature.
- Ripe tomatoes should be fully red but still firm.
- Eggs should be clean, uniform in size & color.

Note: classes may be combined or divided as numbers warrant.

Awards: Best of Show, Judge's Choice, Superintendent's Choice

Land Products Premiums:



Premium Payouts:

Fairgrounds Office

Saturday, 8/10 1-4pm

Sunday, 8/11 9am-1pm

August 12th-16th, 8am-4pm

DIVISION 600: Fruit

- For apples, peaches, plums, and pears: **submit 5 specimens.**
- For berries: **submit 1 pint box.**

YOUTH UP TO 9	YOUTH 10-13	YOUTH 14-17	ADULT 18-59	SENIOR 60+	CLASS
1000 A	1000 B	1000 C	4000	7000	Apples, Crab
1001 A	1001 B	1001 C	4001	7001	Apples, Fall
1002 A	1002 B	1002 C	4002	7002	Apples, Summer
1003 A	1003 B	1003 C	4003	7003	Blackberries
1004 A	1004 B	1004 C	4004	7004	Gooseberries
1005 A	1005 B	1005 C	4005	7005	Raspberries
1006 A	1006 B	1006 C	4006	7006	Strawberries
1007 A	1007 B	1007 C	4007	7007	Berries, Other (specify)
1008 A	1008 B	1008 C	4008	7008	Plums
1009 A	1009 B	1009 C	4009	7009	Peaches
1010 A	1010 B	1010 C	4010	7010	Pears
1011 A	1011 B	1011 C	4011	7011	Fruits, Other (specify)


DIVISION 601: Vegetables (note # of specimens for each class)

YOUTH UP TO 9	YOUTH 10-13	YOUTH 14-17	ADULT 18-59	SENIOR 60+	CLASS
1015 A	1015 B	1015 C	4015	7015	Beans, Green Snaps (12 pods)
1016 A	1016 B	1016 C	4016	7016	Beans, Yellow or Wax (12 pods)
1017 A	1017 B	1017 C	4017	7017	Beans, Purple (12 pods)
1018 A	1018 B	1018 C	4018	7018	Beans, Large or Giant (12 pods)
1019 A	1019 B	1019 C	4019	7019	Beets (5 roots)
1020 A	1020 B	1020 C	4020	7020	Broccoli (1 head)
1021 A	1021 B	1021 C	4021	7021	Cabbage, Green (1 head)
1022 A	1022 B	1022 C	4022	7022	Cabbage, Red (1 head)
1023 A	1023 B	1023 C	4023	7023	Carrots, Long/Half-Long (5 roots)
1024 A	1024 B	1024 C	4024	7024	Carrots, Short or Ox-Heart (5 roots)
1025 A	1025 B	1025 C	4025	7025	Cauliflower (1 head)
1026 A	1026 B	1026 C	4026	7026	Chard (5 stems)
1027 A	1027 B	1027 C	4027	7027	Corn, Sweet, Yellow or White (5 ears)
1028 A	1028 B	1028 C	4028	7028	Cucumbers, Pickling(3)
1029 A	1029 B	1029 C	4029	7029	Cucumbers, Slicing (3)
1030 A	1030 B	1030 C	4030	7030	Dill (3 stems)
1032 A	1032 B	1032 C	4032	7032	Garlic, Giant or Elephant (4 bulbs)
1033 A	1033 B	1033 C	4033	7033	Garlic, Regular (4 bulbs)
1074 A	1074 B	1074 C	4074	7074	Kale (5 stems)
1034 A	1034 B	1034 C	4034	7034	Kohlrabi (3 specimens)
1035 A	1035 B	1035 C	4035	7035	Lettuce, Leaf (1 plant)
1037 A	1037 B	1037 C	4037	7037	Onions, Green (3 specimens)
1038 A	1038 B	1038 C	4038	7038	Onions, Red (3)
1039 A	1039 B	1039 C	4039	7039	Onions, Sweet, Purple (3)
1040 A	1040 B	1040 C	4040	7040	Onions, Sweet (3)
1041 A	1041 B	1041 C	4041	7041	Onions, White (3)
1042 A	1042 B	1042 C	4042	7042	Onions, Yellow Denver (3)
1043A	1043B	1043C	4043	7043	Parsley (5 sprigs)
1044A	1044B	1044C	4044	7044	Parsnips (4 roots)
1045A	1045B	1045C	4045	7045	Peas (5 specimens)
1046A	1046B	1046C	4046	7046	Peas, Edible Pod (5 specimens)

YOUTH UP TO 9	YOUTH 10-13	YOUTH 14-17	ADULT 18-59	SENIOR 60+	CLASS
1047A	1047B	1047C	4047	7047	Peppers, Green (3)
1048A	1048B	1048C	4048	7048	Peppers, Hot (3)
1049A	1049B	1049C	4049	7049	Peppers, Other (3)
1050A	1050B	1050C	4050	7050	Potatoes, Red (5)
1051A	1051B	1051C	4051	7051	Potatoes, White: other than netted (5)
1052A	1052B	1052C	4052	7052	Potatoes, Netted Gems (5)
1053A	1053B	1053C	4053	7053	Pumpkin, Any Table Variety (1)
1054A	1054B	1054C	4054	7054	Radish, Red (3)
1055A	1055B	1055C	4055	7055	Radish, White (3)
1056A	1056B	1056C	4056	7056	Rhubarb (5 stalks)
1057A	1057B	1057C	4057	7057	Squash, Banana (1)
1058A	1058B	1058C	4058	7058	Squash, Table Queen (2)
1059A	1059B	1059C	4059	7059	Squash, Straight Neck (2)
1060A	1060B	1060C	4060	7060	Squash, White or Yellow Flat Scallop (2)
1061A	1061B	1061C	4061	7061	Squash, Yellow Crookneck (2)
1062A	1062B	1062C	4062	7062	Squash, Zucchini, Green (2)
1063A	1063B	1063C	4063	7063	Squash, Zucchini, Yellow (2)
1064A	1064B	1064C	4064	7064	Squash, Hubbard, Green (1)
1065A	1065B	1065C	4065	7065	Squash, Other (specify) (2)
1066A	1066B	1066C	4066	7066	Tomatoes, green cherry, 6 specimens
1067A	1067B	1067C	4067	7067	Tomatoes, Green Slicing or Paste (4)
1068A	1068B	1068C	4068	7068	Tomatoes, Red Cherry (6)
1069A	1069B	1069C	4069	7069	Tomatoes, Red Slicing or Paste (4)
1070A	1070B	1070C	4070	7070	Tomatoes, Yellow (6)
1073A	1073B	1073C	4073	7073	Tomatoes, Purple (6)
1071A	1071B	1071C	4071	7071	Turnips (4 roots)
1072A	1072B	1072C	4072	7072	Vegetable, Other (specify)



The roots of leafy vegetables should be kept moist to maintain freshness. Display in a plastic bag, wrap the root ball in plastic, or keep the root ball in a clear container.



DIVISION 602: Special Displays


All entries should be displayed in a single container.

YOUTH UP TO 9	YOUTH 10-13	YOUTH 14-17	ADULT 18-59	SENIOR 60+	CLASS
1077 A	1077 B	1077 C	4077	7077	Fresh Green Salad: A display of 4-6 vegetables ordinarily found in a green salad. Include at least 2 specimens of each variety. Variety will be considered in judging. <i>(keep the roots of leafy greens moist)</i>
1078 A	1078 B	1078 C	4078	7078	Family Garden: A display of 5-10 vegetables and/or fruits from a family garden. Small items: 2 specimens of each variety. Large items: 1 specimen of each variety. <i>(keep the roots of leafy greens moist)</i>
1079 A	1079 B	1079 C	4079	7079	Oddities of Nature: 1 specimen of any garden product showing odd color, shape, size or other characteristic which makes it a natural oddity. <i>(See "Big and Beautiful" below for unusually large specimens)</i>
1080 A	1080 B	1080 C	4080	7080	Herb Patch: A display of 4-8 varieties of herbs, fresh or potted. <i>(display cut herbs in water)</i>
1081 A	1081 B	1081 C	4081	7081	Home Grown Products: any combination of products from this department, 3+ DIVISIONS must be represented, but no more than 3 items from each division.
1082 A	1082 B	1082 C	4082	7082	Farmers Market: Arrange a variety of fresh fruits and/or vegetables in a basket. The basket may be displayed upright or tipped on its side for a more casual feeling. For baskets tipped on its side, please provide some sort of base for the product "spilling" out. <i>(keep the roots of leafy greens moist)</i>
1083 A	1083 B	1083 C	4083	7083	Big and Beautiful: 1 specimen of an unusually large size.

DIVISION 603: Fresh Herbs *(sprigs no larger than 12")*

Submit 3 sprigs unless otherwise specified. Display in water.

YOUTH UP TO 9	YOUTH 10-13	YOUTH 14-17	ADULT 18-59	SENIOR 60+	CLASS
1086 A	1086 B	1086 C	4086	7086	Basil, Green
1087 A	1087 B	1087 C	4087	7087	Basil, Other
1088 A	1088 B	1088 C	4088	7088	Catnip
1089 A	1089 B	1089 C	4089	7089	Chamomile
1090 A	1090 B	1090 C	4090	7090	Chives, Garlic (10 sprigs)
1091 A	1091 B	1091 C	4091	7091	Chives, Other (specify) (10 sprigs)
1092 A	1092 B	1092 C	4092	7092	Cilantro
1093 A	1093 B	1093 C	4093	7093	Comfrey
1094 A	1094 B	1094 C	4094	7094	Coriander
1095 A	1095 B	1095 C	4095	7095	Fennel
1096 A	1096 B	1096 C	4096	7096	Lavender (specify)
1097 A	1097 B	1097 C	4097	7097	Marjoram, Annual
1098 A	1098 B	1098 C	4098	7098	Mint (specify)
1099 A	1099 B	1099 C	4099	7099	Oregano
1100 A	1100 B	1100 C	4100	7100	Parsley, Curly
1101 A	1101 B	1101 C	4101	7101	Parsley, Flat Leaf
1102 A	1102 B	1102 C	4102	7102	Peppermint



Water vessels will be available for exhibitor use on drop-off day.

new class!

1103 A	1103 B	1103 C	4103	7103	Rosemary
1104 A	1104 B	1104 C	4104	7104	Sage, Common
1105 A	1105 B	1105 C	4105	7105	Sage, Other (specify)
1106 A	1106 B	1106 C	4106	7106	Spearmint
1107 A	1107 B	1107 C	4107	7107	Sweet Woodruff
1108 A	1108 B	1108 C	4108	7108	Tarragon
1109 A	1109 B	1109 C	4109	7109	Thyme, Common
1110 A	1110 B	1110 C	4110	7110	Thyme, Other (specify)
1111 A	1111 B	1111 C	4111	7111	Annual, Other (specify)
1112 A	1112 B	1112 C	4112	7112	Perennial, Other (specify)

DIVISION 604: Cereal Grains (Barley, Wheat, Corn, Oats, etc.)

NOTE: All grains should be displayed in a weighted container to allow the bundle to stand upright. Fruit jars or milk cartons are acceptable. Container must be covered with foil. Maximum height on all grain exhibits is 18" from table to top of display.

YOUTH UP TO 9	YOUTH 10-13	YOUTH 14-17	ADULT 18-59	SENIOR 60+	CLASS
1130 A	1130 B	1130 C	4130	7130	Any Grain (specify), bundle of 30 heads

DIVISION 605: Jars of Grains (Barley, Oats, Wheat, etc.)

YOUTH UP TO 9	YOUTH 10-13	YOUTH 14-17	ADULT 18-59	SENIOR 60+	CLASS
1136 A	1136 B	1136 C	4136	7136	Any Grain (specify), 1qt.

DIVISION 606: Hay (1 slice, 12" thick, tied)

YOUTH UP TO 9	YOUTH 10-13	YOUTH 14-17	ADULT 18-59	SENIOR 60+	CLASS
1144 A	1144 B	1144 C	4144	7144	Alfalfa
1145 A	1145 B	1145 C	4145	7145	Grass (specify)
1148 A	1148 B	1148 C	4148	7148	Other (specify)

DIVISION 607: Forage and Grass Seed (Alfalfa, Bean, Carrot, Flower, Pea, etc.)

All forage and grass seed must have been grown by the exhibitor and be from the previous year or the current year.

YOUTH UP TO 9	YOUTH 10-13	YOUTH 14-17	ADULT 18-59	SENIOR 60+	CLASS
1154 A	1154 B	1154 C	4154	7154	Any Seed (specify), 1qt.

DIVISION 609: Eggs (submit 4 eggs in 1/3 egg carton)

Eggs should be clean and uniform in size & color. One egg from each display will be broken for judging. 1/3 egg cartons will be available for exhibitor use at drop-off.

YOUTH UP TO 9	YOUTH 10-13	YOUTH 14-17	ADULT 18-59	SENIOR 60+	CLASS
1178 A	1178 B	1178 C	4178	7178	Bantam
1179 A	1179 B	1179 C	4179	7179	Brown
1180 A	1180 B	1180 C	4180	7180	Green, blue or pink
1181 A	1181 B	1181 C	4181	7181	White
1182 A	1182 B	1182 C	4182	7182	Other (specify)

DIVISION 611: You Name It!

Create your own creature using a variety of fruits and vegetables. Seeds and nuts are ok.

YOUTH UP TO 9	YOUTH 10-13	YOUTH 14-17	ADULT 18-59	SENIOR 60+	CLASS
1200 A	1200 A	1200 C	4200	7200	You Name It!

BEST OF LUCK
to all participants!
 Remember to have fun and make amazing memories!

Your Round-Up
 1590 SE Mt View Dr, Prineville
 (off Combs Flat Rd - sign says NE)
 email: yourroundup@yahoo.com
 website: www.yourroundupprineville.com
541-350-1123

AFFORDABLE & EFFECTIVE ADVERTISING
 PUBLISHED WEEKLY - GRAPHIC DESIGN
 Capri C Williams, Owner

L & S
 Farm and Garden

From our farm to your table

Linda & Sonny Stephenson
 4243 NW Gerke Rd.
 Prineville, OR 97754
 (541) 408-2295
Linda@lsgardens.com
www.lsgardens.com

EGGS | JAMS | JELLIES
ANGUS BEEF & MORE!

N&S
TRACTOR
 nstractor.com
 1954

36 NW A Street
 Madras, OR
 (541) 475-2253

Quality equipment
 and superior
 customer service.
nstractor.com

House Plants

DEPARTMENT O: HOUSE PLANTS

Superintendent: Nancy Conlee, (541) 480-5964

Entry Forms Due: Friday, 8/2/24 by 5pm at Fairgrounds Office

Entry forms in back of book. Please submit entry forms by due date.

Exhibit Drop-Off: Monday, 8/5 at Carey Foster Hall from 9am-1pm & 4-7pm

Walk-in entries will be accepted only at the discretion of the superintendent. NO EARLY DROP-OFFS.

Judging: Tuesday, 8/6.

Exhibit Pick-Up: Sunday, 8/11 at Carey Foster Hall from 9am-1pm. Contact the superintendent if you are unable to retrieve your items during this time slot.

Rules for Open Class House Plants

- See Static Exhibit General Info on page 6.
- Potted plants must have been under the exhibitor's possession for at least 3 months immediately prior to Fair.
- If submitting a hanging plant, please specify on the entry form.
- Exhibitors must provide drainage saucers.
- The diameter of the pot is determined by the measurement of the inside edge.

DIVISION 622: House Plants

Judge's Scoring:

Form, color, substance of bloom:	25
Size and distinction (according to variety):	25
Foliage and stem/trunk:	20
Condition:	20
Suitability of container (size & color):	10
Total:	100

Awards: Best of Show, Judge's Choice, Superintendent's Choice

House Plants Premiums:



Premium Payouts:

Fairgrounds Office

Saturday, 8/10 1-4pm

Sunday, 8/11 9am-1pm

August 12th-16th, 8am-4pm

YOUTH UP TO 9	YOUTH 10-13	YOUTH 14-17	ADULT 18-59	SENIOR 60+	CLASS
1252 A	1252 B	1252 C	4252	7252	Acuba
1253 A	1253 B	1253 C	4253	7253	African Violet (specify)
1254 A	1254 B	1254 C	4254	7254	Agave
1255 A	1255 B	1255 C	4255	7255	Aloe
1256 A	1256 B	1256 C	4256	7256	Asparagus Fern
1257 A	1257 B	1257 C	4257	7257	Begonia (specify)
1258 A	1258 B	1258 C	4258	7258	Boston, Fern
1259 A	1259 B	1259 C	4259	7259	Cactus, Smooth Type
1260 A	1260 B	1260 C	4260	7260	Cactus, Spiny
1261 A	1261 B	1261 C	4261	7261	Caladium
1262 A	1262 B	1262 C	4262	7262	Campanula
1263 A	1263 B	1263 C	4263	7263	Charley
1264 A	1264 B	1264 C	4264	7264	Coleus
1265 A	1265 B	1265 C	4265	7265	Donkey Tail
1266 A	1266 B	1266 C	4266	7266	Fern (specify)
1267 A	1267 B	1267 C	4267	7267	Fruiting, Ornament
1268 A	1268 B	1268 C	4268	7268	Fuchsia (specify)
1269 A	1269 B	1269 C	4269	7269	Gardenia
1270 A	1270 B	1270 C	4270	7270	Geranium (specify)
1271 A	1271 B	1271 C	4271	7271	Gloxinia
1272 A	1272 B	1272 C	4272	7272	Hen & Chicks
1273 A	1273 B	1273 C	4273	7273	Ivy (specify)
1274 A	1274 B	1274 C	4274	7274	Jade (specify)
1275 A	1275 B	1275 C	4275	7275	Jerusalem Cherry
1276 A	1276 B	1276 C	4276	7276	Kalanchoes
1277 A	1277 B	1277 C	4277	7277	Lemon
1278 A	1278 B	1278 C	4278	7278	Mother-in-Law Tongue
1279 A	1279 B	1279 C	4279	7279	Orange
1280 A	1280 B	1280 C	4280	7280	Palms
1281 A	1281 B	1281 C	4281	7281	Pepper
1282 A	1282 B	1282 C	4282	7282	Philodendron
1283 A	1283 B	1283 C	4283	7283	Piggy Back
1284 A	1284 B	1284 C	4384	7284	Pothos
1285 A	1285 B	1285 C	4285	7285	Rose, Miniature
1286 A	1286 B	1286 C	4286	7286	Rubber Plant
1287 A	1287 B	1287 C	4287	7287	Shamrock
1288 A	1288 B	1288 C	4288	7288	Spider Plant
1289 A	1289 B	1289 C	4289	7289	Trees (specify)
1290 A	1290 B	1290 C	4290	7290	Umbrella
1291 A	1291 B	1291 C	4291	7291	Velvet Plant
1292 A	1292 B	1292 C	4292	7292	Wandering Jew
1293 A	1293 B	1293 C	4293	7293	Other (specify)

Honey & Products of the Hive

DEPARTMENT L: HONEY & PRODUCTS OF THE HIVE

Superintendent: Nancy Conlee, (541) 480-5964
Entry Forms Due: Friday, 8/2/24 by 5pm at Fairgrounds Office

Entry forms in back of book. Please submit entry forms by due date.

Exhibit Drop-Off: Monday, 8/5 at Carey Foster Hall from 9am-1pm & 4-7pm

Walk-in entries will be accepted only at the discretion of the superintendent. NO EARLY DROP-OFFS.

Judging: Tuesday, 8/6.

Exhibit Pick-Up: Sunday, 8/11 at Carey Foster Hall from 9am-1pm. Contact the superintendent if you are unable to retrieve your items during this time slot.

Rules for Open Class Honey & Products of the Hive

- See Static Exhibit General Info on page 6.
- The honey must be purely produced by bees, with no additives, and be true to the entry class and division.
- All entries must have been produced from the apiary of the exhibitor within the past year and under direct management of the exhibitor.
- All entries will be judged by the Oregon State Beekeepers Association standards or by Welsh honey judging methods (which require no scorecard), depending on the judge. See each division for judging topics. The judge's decision is final.

Awards: 1st, 2nd, and 3rd place ribbons (according to merit)

Honey & Products of the Hive Premiums:



Premium Payouts:

Fairgrounds Office

Saturday, 8/10 1-4pm
 Sunday, 8/11 9am-1pm
 August 12th-16th, 8am-4pm

DIVISION 613: Beekeeping Photograph

Entries must be 8"x10" and mounted in a plain black frame.

YOUTH UP TO 9	YOUTH 10-13	YOUTH 14-17	ADULT 18-59	SENIOR 60+	CLASS
1170 A	1170 B	1170 C	4170	7170	Fair theme: "Forever Red, White & Blue"
1171 A	1171 B	1171 C	4171	7171	Bees & their keepers
1172 A	1172 B	1172 C	4172	7172	Bees/bee colonies at work

Beekeeping Photograph Scoring:

Color-contrast:	30
Presentation:	30
Follows Theme:	20
Visual Balance:	20
Total:	100

DIVISION 614: Beeswax

The "Artistic beeswax" class can be several shades, including brood or capping wax. Artificial enhancements are accepted but should not overpower the natural beauty of the beeswax.

YOUTH UP TO 9	YOUTH 10-13	YOUTH 14-17	YOUTH 18-59	SENIOR 60+	CLASS
1173 A	1173 B	1173 C	4173	7173	Artistic Beeswax, molded or dipped, 1lb minimum
1174 A	1174 B	1174 C	4174	7174	Beeswax Block (1), 1lb minimum
1175 A	1175 B	1175 C	4175	7175	100% Beeswax Candles (2), dipped
1176 A	1176 B	1176 C	4176	7176	100% Beeswax Candles (2), molded
1177 A	1177 B	1177 C	4177	7177	Commercial/artisan

Artistic Beeswax Scoring:

Creativity & Appearance:	35
Purity & Cleanliness of Lines:	30
Color Variety:	20
Stability of Design:	15
Total:	100

Beeswax Block & Candles Scoring:

Cleanliness & Purity:	35
Color, Odor & Brightness:	30
Uniformity of Appearance:	20
Freedom from Cracks & Blemishes:	15
Total:	100



DIVISION 616: Honey, Other (Any Variety)

YOUTH UP TO 9	YOUTH 10-13	YOUTH 14-17	ADULT 18-59	SENIOR 60+	CLASS
1186 A	1186 B	1186 C	4186	7186	3 Chunk Honey Jars (1 pint or 1lb jars)
1187 A	1187 B	1187 C	4187	7187	3 Comb Honey Sections (square or round)
1188 A	1188 B	1188 C	4188	7188	3 Creamed Honey Jars (1 pint or 1lb jars)
1189 A	1189 B	1189 C	4189	7189	3 Cut Combs (12oz each, uniformly cut)
1190 A	1190 B	1190 C	4190	7190	1 Extracting Frame with Capped Honey Comb (any size)
1179 A	1179 B	1179 C	4179	7179	Commercial/Artisan

Honey (Other, Any Variety) Scoring:

Chunk Honey

Uniformity of Appearance (Cap color, comb thickness):	30
Neatness and Uniformity of Cut:	20
Absence of watery cappings, uncapped & pollen cells:	20
Cleanliness of Honey:	20
Density & Flavor:	10

TOTAL: **100**

Comb & Cut-Comb Honey

Uniformity of Appearance (Cap color, comb thickness):	30
Neatness and Uniformity of Cut:	20
Absence of watery cappings, uncapped & pollen cells:	20
Cleanliness of Honey:	20
Density & Flavor:	10

TOTAL: **100**

Creamed Honey

Fineness of Crystals:	35
Uniformity & Firmness:	25
Cleanliness & Lack of Foam:	25
Flavor:	15

TOTAL: **100**

DIVISION 615: Honey (Extracted, Any Variety)

Three (3) 1lb or 1 pint Queenline or other glass/plastic jars, uniformly filled.

YOUTH UP TO 9	YOUTH 10-13	YOUTH 14-17	ADULT 18-59	SENIOR 60+	CLASS
1183 A	1183 B	1183 C	4183	7183	Light
1184 A	1184 B	1184 C	4184	7184	Amber
1185 A	1185 B	1185 C	4185	7185	Dark
1178 A	1178 B	1178 C	4178	7178	Commercial/Artisan

Honey (Extracted, Any Variety) Scoring:

Cleanliness:	30
Flavor:	20
Density:	20
Clarity:	10
Cleanliness of Container	10
Presentation Uniformity:	10

TOTAL: **100**

DIVISION 617: Honey Vanilla Pound Cake

Follow the recipe as listed on the following page. Submit the whole pound cake on a sturdy plastic plate. *Honey does not need to be sourced from the exhibitor's apiary. Using local honey is encouraged but not required.*

Entries in this division will be judged by the Baked Goods & Confections Dept. judge, but will be awarded under the Honey Dept.

YOUTH UP TO 9	YOUTH 10-13	YOUTH 14-17	ADULT 18-59	SENIOR 60+	CLASS
1191 A	1191 B	1191 C	4191	7191	Honey Vanilla Pound Cake



Honey Vanilla Pound Cake

What You'll Need:

- 8x4" metal loaf pan
- Electric mixer
- Medium mixing bowl, large mixing bowl
- Wooden mixing spoon
- Measuring cups & measuring spoons
- Cooling rack

Ingredients:

- 1 1/4 cups all-purpose flour
- 1/2 teaspoon baking powder
- 2/3 cup butter, softened, plus more for greasing
- 1/3 cup white sugar
- 3 eggs, at room temperature
- 1/3 cup liquid honey (local is preferred)
- 1 tablespoon pure vanilla extract

Directions:

1. Preheat the oven to 325 degrees.
2. Use butter to grease an 8x4" metal loaf pan.
3. Combine flour and baking powder in a medium bowl.
4. In a large bowl, use an electric mixer to beat the butter and sugar until pale and fluffy. Beat in the eggs until blended. Beat in the honey and vanilla.
5. Use a wooden spoon to stir in the flour mixture in 2 additions, until just blended.
6. Spread evenly into prepared pan, smoothing the top.
7. Bake for about 45 minutes or until a toothpick comes out clean when inserted into the center.
8. Let cool completely, in the pan, on a wire rack.
9. Remove from the loaf pan and submit the whole cake on a sturdy plastic plate. Do not slice or add garnishes.



Floral Design

DEPARTMENT P: FLORAL DESIGN

Superintendent: Nancy Conlee, (541) 480-5964

Entry Forms Due: Friday, 8/2/24 by 5pm at Fairgrounds Office

Entry forms in back of book. Please submit entry forms by due date.

Exhibit Drop-Off: Monday, 8/5 at Carey Foster Hall from 9am-1pm & 4-7pm

Walk-in entries will be accepted only at the discretion of the superintendent. NO EARLY DROP-OFFS.

Judging: Tuesday, 8/6.

Exhibit Pick-Up: Sunday, 8/11 at Carey Foster Hall from 9am-1pm.

Contact the superintendent if you are unable to retrieve your items during this time slot.

Rules & Guidelines for Open Class Floral Design

- See Static Exhibit General Info on page 6.
- One entry per class, per exhibitor. Exhibitors must place their arrangements in the position desired for judging.
- For DIVISION 633: "Arrangements" **specimens do not have to be grown by the exhibitor.** Arrangements should be placed in **clear glass containers.** Stems should reach deeply into the container if possible. Static Exhibit assistants will refresh water as needed throughout Fair.
- There are three accepted categories of plant materials:
 1. **Treated:** Naturally-growing, and treated with glycerin, antifreeze, color preservative, stained, dyed, or colored
 2. **Fresh:** Naturally-growing, freshly cut, untreated
 3. **Native:** Collected from nature in a legal manner, untreated
- Unless stated in the class description, **arrangements should not be larger than 18" wide and 16" deep.**
- Unless specified, **do not use accessories in arrangements.** An accessory is anything added to the plant material, container, base, or background.
- For arrangements where accessories are accepted, the accessory should not be the main focal point of the design.
- All arrangements must be easy to move. Secure all accessories (if using) to the container or a solid base.
- **The presence of insects, disease, or damage caused by such, will disqualify an entry.** The exhibitor is responsible for carefully grooming and inspecting entries prior to drop-off.
- Gather flowers when temperatures are cool in the morning or evening and place stems immediately in cool water. Place container in a cool place overnight. To increase water uptake, use a sharp knife, cutting the stem on a slant. Crush woody stems for at least 2".
- **Do not use artificial flowers or plant materials.**
- **Dried plant material must be entered in DIVISION 802 in Department V: Hobbies & Crafts.**

Awards: Best of Show, Judge's Choice, Superintendent's Choice

Floral Design Premiums:



Premium Payouts:

Fairgrounds Office

Saturday, 8/10 1-4pm

Sunday, 8/11 9am-1pm

August 12th-16th, 8am-4pm

Judge's Scoring:

Conformance:	20
Design:	42
Artistic Concept:	12
Expression:	10
Distinction:	16

TOTAL: 100



127 NW 3rd St. Unit B, Prineville
www.theposieshoppe.com
(541) 447-4397

DIVISION 633: Arrangements (*fresh plant materials only; no dried materials*)

YOUTH UP TO 9	YOUTH 10-13	YOUTH 14-17	ADULT 18-59	SENIOR 60+	CLASS
1379 A	1379 B	1379 C	4379	7379	Garden Bouquet: mass arrangement. Use 3+ different types of fresh flowers with foliage. <u>No accessories.</u>
1381 A	1381 B	1381 C	4381	7381	Fair Theme: fresh flowers & foliage with complementary accessories to reflect the fair theme: "Let the Good Times Grow!"
1384 A	1384 B	1384 C	4384	7384	Going Green: at least 50% fresh native/adaptive flowers & plant materials that can be grown successfully in our region. If grown by exhibitor, organic fertilizers are preferred.
1386 A	1386 B	1386 C	4386	7386	Recycle: fresh flowers & foliage arranged in a recycled or up-cycled container. <u>No accessories.</u>
1387 A	1387 B	1387 C	4387	7387	Mini: small design not exceeding 8" in depth, width and height. All of the elements of the design should be to scale. Use fresh flowers & foliage. <u>No accessories.</u>
1388 A	1388 B	1388 C	4388	7388	Oregon, my Oregon: arrangement celebrating what you love about Oregon. Use fresh flowers and foliage, and must incorporate some Oregon Grape (Oregon's State Flower). Accessories accepted.
1390 A	1390 B	1390 C	4390	7390	A Walk in the Woods: single type of flower found in our region (may use multiple stems) and forest foliage/greens. <u>No accessories.</u>
1393 A	1393 B	1393 C	4393	7393	Tea Anyone?: fresh flowers arranged in a teapot or teacup & saucer. <u>No accessories.</u>

DIVISION 612: Wheelbarrow Gardening Contest (*Youth entries should receive as little adult help as possible.*)

YOUTH UP TO 9	YOUTH 10-13	YOUTH 14-17	ADULT 18-59	SENIOR 60+	CLASS
3374 A	3374 B	3374 C	6374	9374	Fair Theme: "Let the Good Times Grow!"
3375 A	3375 B	3375 C	6375	9375	Best Color Combination (specify)
3376 A	3376 B	3376 C	6376	9376	Most Creative
3377 A	3377 B	3377 C	6377	9377	Best Overall
3378 A	3378 B	3378 C	6378	9378	Best for Shade
3379 A	3379 B	3379 C	6379	9379	Best for Sun
3380 A	3380 B	3380 C	6380	9380	Best Use of One Color (specify)
3381 A	3381 B	3381 C	6381	9381	Best Display Using Edible Plants (at least half of the plants must be edible)
n/a	n/a	n/a	6382	9382	Commerical/Business (great advertisement; no premium paid), any theme (specify)
3383 A	3383 B	3383 C	6383	9383	Youth & Adult Organizations (great for team-building/advertising), any theme (specify)
3384 A	3384 B	3384 C	6384	9384	Cacti & Succulents

DIVISION 900: Showcase of Gardening in Central Oregon (PHOTOS ONLY)

Photos must be in color, unedited, and no larger than 8"x12". Mount on a stiff board (no frames or glass). Entries are judged on gardening technique as well as the Floral Design judging points on previous page. For youth entries, allow as little adult help as possible. No premiums paid to businesses/organizations. One entry per property.

YOUTH UP TO 17	ADULT 18-59	SENIOR 60+	BUSINESS/ ORGANIZATION	CLASS
3393 A	3393 B	3393 C	6393	Hanging Baskets
3394 A	3394 B	3394 C	6394	Landscaping
3396 A	3396 B	3396 C	6396	Fountains or Ponds with Floral/Greenery (no livestock or irrigation ponds)
3399 A	3399 B	3399 C	6399	Arbors (flowers, grapes, hops, etc.)
3401 A	3401 B	3401 C	6401	Fairy Gardens
3402 A	3402 B	3402 C	6402	Raised-Bed Gardens
3403 A	3403 B	3403 C	6403	Other (specify)

Floral Horticulture

DEPARTMENT Q: FLORAL HORTICULTURE

Superintendent: Nancy Conlee, (541) 480-5964

Entry Forms Due: Friday, 8/2/24 by 5pm at Fairgrounds Office

Entry forms in back of book. Please submit entry forms by due date.

Exhibit Drop-Off: Monday, 8/5 at Carey Foster Hall from 9am-1pm & 4-7pm

Walk-in entries will be accepted only at the discretion of the superintendent. NO EARLY DROP-OFFS.

Judging: Tuesday, 8/6.

Exhibit Pick-Up: Sunday, 8/11 at Carey Foster Hall from 9am-1pm. Contact the superintendent if you are unable to retrieve your items during this time slot.

Rules & Guidelines for Open Class Floral Horticulture

- See Static Exhibit General Info on page 6.
- One entry per class, per exhibitor. Specimens should be named correctly.
- Specimens must be grown by the exhibitor.
- Entries should be placed in clear glass containers.
- Stems should reach deeply into the container if possible.
- To keep specimens upright in their containers, **bridge with clear plastic wrap**, allowing ample space for water (loosely roll plastic wrap in a rope and gently pack it around the stem(s) at point fitting into mouth of container)
- For floppy specimens, such as vines, **tie to small bamboo sticks or dowels and brace upright with bridging**.
- Unless specified, foliage is required for all specimens. **Remove foliage that is submerged in water. When attached foliage is not available, please include unattached foliage.**
- Gather flowers when temperatures are cool in the morning or evening and place stems immediately in cool water. Place container in a cool place overnight. To increase water uptake, use a sharp knife, cutting the stem on a slant. Crush woody stems for at least 2".
- **The presence of insects, disease, or damage caused by such, will disqualify an entry.** The exhibitor is responsible for carefully grooming and inspecting entries prior to drop-off.

Awards: Best of Show, Judge's Choice, and Superintendent's Choice

Floral Horticulture Premiums:



Premium Payouts:

Fairgrounds Office

Saturday, 8/10 1-4pm

Sunday, 8/11 9am-1pm

August 12th-16th, 8am-4pm




Linda & Sonny Stephenson

4243 NW Gerke Rd.
Prineville, OR 97754
(541) 408-2295

Linda@lsgardens.com

www.lsgardens.com

From our farm to your table

 L&S Farm and Garden

EGGS | JAMS | JELLIES
ANGUS BEEF & MORE!



127 NW 3rd St. Unit B, Prineville
www.theposieshoppe.com
(541) 447-4397

DIVISION 644: Arboriculture

YOUTH UP TO 9	YOUTH 10-13	YOUTH 14-17	ADULT 18-59	SENIOR 60+	CLASS
1455 A	1455 B	1455 C	4455	7455	Flowered, 1 stem with flowers and foliage attached
1456 A	1456 B	1456 C	4456	7456	Foliage, 1 stem of leafage no fruit/flowers/cones/seeds, etc.
1457 A	1457 B	1457 C	4457	7457	Fruited, 1 stem with attached cones/seeds/berries AND foliage

DIVISION 645: Bachelor Buttons *(include foliage)*

YOUTH UP TO 9	YOUTH 10-13	YOUTH 14-17	ADULT 18-59	SENIOR 60+	CLASS
1462 A	1462 B	1462 C	4462	7462	3 stems, annual Centaurea

DIVISION 646: Lilies *(bulb type: Lilium, include foliage)*

YOUTH UP TO 9	YOUTH 10-13	YOUTH 14-17	ADULT 18-59	SENIOR 60+	CLASS
1467 A	1467 B	1467 C	4467	7467	White/yellow, 1 stem
1468 A	1468 B	1468 C	4468	7468	Gold/orange, 1 stem
1469 A	1469 B	1469 C	4469	7469	Red/pink, 1 stem
1470 A	1470 B	1470 C	4470	7470	Other color -specify - 1 stem

DIVISION 647: Calendulas *(include foliage)*

YOUTH UP TO 9	YOUTH 10-13	YOUTH 14-17	ADULT 18-59	SENIOR 60+	CLASS
1473 A	1473 B	1473 C	4473	7473	White/cream/light yellow, 1 stem
1474 A	1474 B	1474 C	4474	7474	Bright yellow/apricot/orange, 1 stem

DIVISION 648: Dahlias

Condition dahlias by dipping the cut stems 2" into boiling water and keep immersed for 10 seconds. Then place in cool water. Alternatively, sear the cut stems with a flame. Use a cardboard shield to protect foliage and blooms when conditioning.

YOUTH UP TO 9	YOUTH 10-13	YOUTH 14-17	ADULT 18-59	SENIOR 60+	CLASS
1479 A	1479 B	1479 C	4479	7479	Pompom
1480 A	1480 B	1480 C	4480	7480	Cactus
1481 A	1481 B	1481 C	4481	7481	Dinner Plate

DIVISION 649: Shasta Daisies *(include foliage)*

YOUTH UP TO 9	YOUTH 10-13	YOUTH 14-17	ADULT 18-59	SENIOR 60+	CLASS
1484 A	1484 B	1484 C	4484	7484	3 stems with single blooms

DIVISION 650: Painted Daisies *(include foliage)*

YOUTH UP TO 9	YOUTH 10-13	YOUTH 14-17	ADULT 18-59	SENIOR 60+	CLASS
1491 A	1491 B	1491 C	4491	7491	3 stems

DIVISION 651: Feverfew / Matricaria *(include foliage)*

YOUTH UP TO 9	YOUTH 10-13	YOUTH 14-17	ADULT 18-59	SENIOR 60+	CLASS
1501 A	1501 B	1501 C	4501	7501	3 stems

DIVISION 652: Clematis *(include foliage)*

YOUTH UP TO 9	YOUTH 10-13	YOUTH 14-17	ADULT 18-59	SENIOR 60+	CLASS
1506 A	1506 B	1506 C	4506	7506	1 stem <18" long

DIVISION 653: Columbine *(include foliage)*

YOUTH UP TO 9	YOUTH 10-13	YOUTH 14-17	ADULT 18-59	SENIOR 60+	CLASS
1511 A	1511 B	1511 C	4511	7511	2-3 stems

DIVISION 654: Coreopsis *(include foliage)*


YOUTH UP TO 9	YOUTH 10-13	YOUTH 14-17	ADULT 18-59	SENIOR 60+	CLASS
1516 A	1516 B	1516 C	4516	7516	3 stems

DIVISION 655: Cosmos *(include foliage)*

YOUTH UP TO 9	YOUTH 10-13	YOUTH 14-17	ADULT 18-59	SENIOR 60+	CLASS
1522 A	1522 B	1522 C	4522	7522	3 stems

DIVISION 656: Daylily (*foliage not required*)

YOUTH UP TO 9	YOUTH 10-13	YOUTH 14-17	ADULT 18-59	SENIOR 60+	CLASS
1527 A	1527 B	1527 C	4527	7527	Yellow/Orange, 1 stem
1528 A	1528 B	1528 C	4528	7528	Peach/Pink, 1 stem
1529 A	1529 B	1529 C	4529	7529	Multi-Colored, 1 stem
1530 A	1530 B	1530 C	4530	7530	Other color (specify), 1 stem



Tip: Remove submerged foliage, if foliage is required.

DIVISION 657: Lambs Ear (*include foliage*)

YOUTH UP TO 9	YOUTH 10-13	YOUTH 14-17	ADULT 18-59	SENIOR 60+	CLASS
1532 A	1532 B	1532 C	4532	7532	3 stems

DIVISION 658: Pinks (*include foliage*)

YOUTH UP TO 9	YOUTH 10-13	YOUTH 14-17	ADULT 18-59	SENIOR 60+	CLASS
1537 A	1537 B	1537 C	4537	7537	3 stems

DIVISION 659: Echinacea (*include foliage*)

YOUTH UP TO 9	YOUTH 10-13	YOUTH 14-17	ADULT 18-59	SENIOR 60+	CLASS
1542 A	1542 B	1542 C	4542	7542	3 stems

DIVISION 660: Delphinium (*foliage not required*)

Condition delphinium overnight in cold water in a cool place. They can be wrapped in paper and placed in a refrigerator,


YOUTH UP TO 9	YOUTH 10-13	YOUTH 14-17	ADULT 18-59	SENIOR 60+	CLASS
1547 A	1547 B	1547 C	4547	7547	1 stalk

DIVISION 661: Strawflowers (*foliage not required*)

YOUTH UP TO 9	YOUTH 10-13	YOUTH 14-17	ADULT 18-59	SENIOR 60+	CLASS
1562 A	1562 B	1562 C	4562	7562	3 stems

DIVISION 662: Gaillardia (*foliage not required*)

YOUTH UP TO 9	YOUTH 10-13	YOUTH 14-17	ADULT 18-59	SENIOR 60+	CLASS
1567 A	1567 B	1567 C	4567	7567	Single bloom, 3 stems
1568 A	1568 B	1568 C	4568	7568	Double bloom, 3 stems



Submit entries in clear glass containers.

DIVISION 663: Glads (*foliage not required*)

Gladioli florets should be evenly spaces along the stock; at least 1/3 in bud, 1/3 just opening, and 1/3 fully open. Over half the stem should be flower heads.

YOUTH UP TO 9	YOUTH 10-13	YOUTH 14-17	ADULT 18-59	SENIOR 60+	CLASS
1572 A	1572 B	1572 C	4572	7572	White/near white, 1 spike
1573 A	1573 B	1573 C	4573	7573	Red,1 spike
1574 A	1574 B	1574 C	4574	7574	Yellow/cream, 1 spike
1575 A	1575 B	1575 C	4575	7575	Lavender /purple, 1 spike
1576 A	1576 B	1576 C	4576	7576	Salmon/orange/apricot, 1 spike
1577 A	1577 B	1577 C	4577	7577	Colored throat, blotched, blushed or tipped petals, one spike

DIVISION 664: Hollyhock (*foliage not required*)

Stalks must be immediately immersed in warm water as they are cut. Then split stems 4-5" from the cut ends.

YOUTH UP TO 9	YOUTH 10-13	YOUTH 14-17	ADULT 18-59	SENIOR 60+	CLASS
1582 A	1582 B	1582 C	4582	7582	1 stalk

DIVISION 665: Hostas*Cut each leaf stem near crown of plant.*

YOUTH UP TO 9	YOUTH 10-13	YOUTH 14-17	ADULT 18-59	SENIOR 60+	CLASS
1587 A	1587 B	1587 C	4587	7587	Solid 3-leaf flowers
1588 A	1588 B	1588 C	4588	7588	Variegated 3-leaf flowers

DIVISION 668: Marigolds (include foliage)

YOUTH UP TO 9	YOUTH 10-13	YOUTH 14-17	ADULT 18-59	SENIOR 60+	CLASS
1607 A	1607 B	1607 C	4607	7607	Yellow, up to 2", 1 stem
1608 A	1608 B	1608 C	4608	7608	Yellow, over 2", 1 stem
1609 A	1609 B	1609 C	4609	7609	Orange, up to 2", 1 stem
1610 A	1610 B	1610 C	4610	7610	Orange, over 2", 1 stem
1611 A	1611 B	1611 C	4611	7611	Bi-colored, 1 stem

DIVISION 671: Petunias (include foliage)

YOUTH UP TO 9	YOUTH 10-13	YOUTH 14-17	ADULT 18-59	SENIOR 60+	CLASS
1628 A	1628 B	1628 C	4628	7628	Single bloom, solid color, plain petal edges, 1 stem
1629 A	1629 B	1629 C	4629	7629	Single bloom, solid color, ruffled petal edges, 1 stem
1630 A	1630 B	1630 C	4630	7630	Multi-colored bloom, not heavy with petals, plain petal edges, 1 stem
1631 A	1631 B	1631 C	4631	7631	Multi-colored bloom, not heavy with petals, ruffled petal edges, 1 stem
1632 A	1632 B	1632 C	4632	7632	Double bloom, heavy with petals, solid color, 1 stem
1633 A	1633 B	1633 C	4633	7633	Double bloom, heavy with petals, multi-color, 1 stem

DIVISION 673: Poppies (foliage not required)

YOUTH UP TO 9	YOUTH 10-13	YOUTH 14-17	ADULT 18-59	SENIOR 60+	CLASS
1640 A	1640 B	1640 C	4640	7640	Single orange, 3 blooms
1641 A	1641 B	1641 C	4641	7641	Single reds, 3 blooms
1642 A	1642 B	1642 C	4642	7642	Single white/pink, 3 blooms
1643 A	1643 B	1643 C	4643	7643	Double orange, 3 blooms
1644 A	1644 B	1644 C	4644	7644	Double reds, 3 blooms
1645 A	1645 B	1645 C	4645	7645	Double white/pink, 3 blooms

DIVISION 666: Larkspur (include foliage)

YOUTH UP TO 9	YOUTH 10-13	YOUTH 14-17	ADULT 18-59	SENIOR 60+	CLASS
1592 A	1592 B	1592 C	4592	7592	2-3 stems

DIVISION 667: Liatris (include foliage)

YOUTH UP TO 9	YOUTH 10-13	YOUTH 14-17	ADULT 18-59	SENIOR 60+	CLASS
1597 A	1597 B	1597 C	4597	7597	3 spikes

DIVISION 669: Monarda (include foliage)

YOUTH UP TO 9	YOUTH 10-13	YOUTH 14-17	ADULT 18-59	SENIOR 60+	CLASS
1616 A	1616 B	1616 C	4616	7616	1 stem

DIVISION 670: Pansies & Violas (include foliage)

YOUTH UP TO 9	YOUTH 10-13	YOUTH 14-17	ADULT 18-59	SENIOR 60+	CLASS
1621 A	1621 B	1621 C	4621	7621	Under 1", 2-3 stems
1622 A	1622 B	1622 C	4622	7622	1" to 2", 2-3 stems
1623 A	1623 B	1623 C	4623	7623	Over 2", 2-3 stems

DIVISION 672: Phlox (include foliage)

YOUTH UP TO 9	YOUTH 10-13	YOUTH 14-17	ADULT 18-59	SENIOR 60+	CLASS
1638 A	1638 B	1638 C	4638	7638	1 stem



DIVISION 674: Roses (include foliage)

Clerks can help assign classes for those who don't know what specimen they are entering.

Roses must be placed in tepid water (95-105 degrees). Protect with paper wrapping and place in refrigerator overnight.

YOUTH UP TO 9	YOUTH 10-13	YOUTH 14-17	ADULT 18-59	SENIOR 60+	CLASS
1648 A	1648 B	1648 C	4648	7648	Hybrid Tea or Climber, red/pink, 1 bloom per stem, disbudded
1649 A	1649 B	1649 C	4649	7649	Hybrid Tea or Climber, white/yellow/peach/purple, 1 bloom per stem, disbudded
1650 A	1650 B	1650 C	4650	7650	Hybrid Tea or Climber, multi-colored, 1 bloom per stem, disbudded
1651 A	1651 B	1651 C	4651	7651	Floribunda, red/pink, 1 stem with distinctive cluster of blooms
1652 A	1652 B	1652 C	4652	7652	Floribunda, white/yellow/peach/purple, 1 stem with distinctive cluster of blooms
1653 A	1653 B	1653 C	4653	7653	Floribunda, multi-colored, 1 stem with distinctive cluster of blooms
1654 A	1654 B	1654 C	4654	7654	Grandiflora, red/pink, 1 stem, large naturally-growing single bloom or cluster
1655 A	1655 B	1655 C	4655	7655	Grandiflora, white/yellow/peach/purple, 1 stem, large naturally-growing single bloom or cluster of blooms
1656 A	1656 B	1656 C	4656	7656	Grandiflora, multi-colored, 1 stem, large naturally-growing single bloom or cluster
1657 A	1657 B	1657 C	4657	7657	Old Fashioned, English/David Austin, red/pink, 1 stem, naturally-growing single bloom or cluster of blooms
1658 A	1658 B	1658 C	4658	7658	Old Fashioned, white/yellow/peach/purple, 1 stem, naturally-growing single bloom or cluster of blooms
1659 A	1659 B	1659 C	4659	7659	Old Fashioned, multi-colored, 1 stem, naturally-growing single bloom or cluster
1660 A	1660 B	1660 C	4660	7660	Miniature, red/pink, 1 stem, naturally-growing single bloom or cluster of blooms
1661 A	1661 B	1661 C	4661	7661	Miniature, white/yellow/peach/purple, 1 stem, naturally-growing single bloom or cluster of blooms
1662 A	1662 B	1662 C	4662	7662	Miniature, multi-colored, 1 stem, naturally-growing single bloom or cluster
1663 A	1663 B	1663 C	4663	7663	Polyantha/Shrub/Wild, red/pink, 1 stem, naturally-growing single bloom or cluster of blooms, not disbudded
1664 A	1664 B	1664 C	4664	7664	Polyantha/Shrub/Wild, white/yellow/peach/purple, 1 stem, naturally-growing single bloom or cluster of blooms, not disbudded
1665 A	1665 B	1665 C	4665	7665	Polyantha/Shrub/Wild, multi-colored, 1 stem, naturally-growing single bloom or cluster of blooms, not disbudded

DIVISION 675: Rudbeckia (include foliage)

Gloriosa Daisies, Black-Eyed Susans, Yellow Coneflowers, etc.

YOUTH UP TO 9	YOUTH 10-13	YOUTH 14-17	ADULT 18-59	SENIOR 60+	CLASS
1669 A	1669 B	1669 C	4669	7669	Irish Eyes, green center
1670 A	1670 B	1670 C	4670	7670	Mexican hat, 3 stems
1671 A	1671 B	1671 C	4671	7671	Single bloom, 3 stems, 1-2 rows of petals
1672 A	1672 B	1672 C	4672	7672	Double bloom, 3 stems, heavily petaled



Cascade View Family Dental
(541) 447-3855
 607 NE 3rd St, Prineville, OR
cascadeviewdental.com

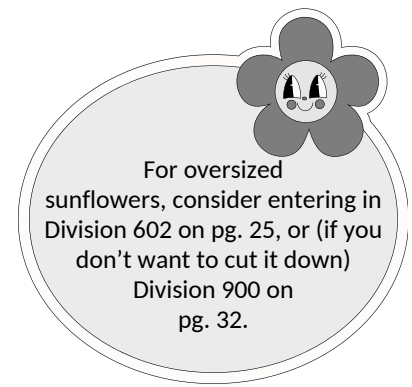


Family dentistry, dental implants, orthodontics, emergency dentistry

DIVISION 676: Sunflowers *(include foliage)*

Garden varieties not grown for seed or oil.

YOUTH UP TO 9	YOUTH 10-13	YOUTH 14-17	ADULT 18-59	SENIOR 60+	CLASS
1675 A	1675 B	1675 C	4675	7675	Annual, single, 1 stalk
1676 A	1676 B	1676 C	4676	7676	Annual, double, 1 stalk
1677 A	1677 B	1677 C	4677	7677	Perennial, single, 1 stalk
1678 A	1678 B	1678 C	4678	7678	Perennial, double, 1 stalk
1679 A	1679 B	1679 C	4679	7679	Giant bloom (over 6") 1 stalk



DIVISION 677: Sweet Peas *(include foliage)*


YOUTH UP TO 9	YOUTH 10-13	YOUTH 14-17	ADULT 18-59	SENIOR 60+	CLASS
1683 A	1683 B	1683 C	4683	7683	Annual, 3 stems
1684 A	1684 B	1684 C	4684	7684	Perennial, 3 stems

DIVISION 679: Zinnia *(include foliage)*

YOUTH UP TO 9	YOUTH 10-13	YOUTH 14-17	ADULT 18-59	SENIOR 60+	CLASS
1697 A	1697 B	1697 C	4697	7697	<1"
1698 A	1698 B	1698 C	4698	7698	1-2"
1699 A	1699 B	1699 C	4699	7699	2-4"
1700 A	1700 B	1700 C	4700	7700	4"+

DIVISION 678: Yarrow *(include foliage)*

YOUTH UP TO 9	YOUTH 10-13	YOUTH 14-17	ADULT 18-59	SENIOR 60+	CLASS
1689 A	1689 B	1689 C	4689	7689	Bright yellows/golds, 3 stems
1690 A	1690 B	1690 C	4690	7690	Pastel yellows/golds, 3 stems
1691 A	1691 B	1691 C	4691	7691	Bright reds/pinks, 3 stems
1692 A	1692 B	1692 C	4692	7692	Pastel reds/pinks, 3 stems
1693 A	1693 B	1693 C	4693	7693	Whites/creams, 3 stems



DIVISION 680: Snapdragon *(include foliage)*

YOUTH UP TO 9	YOUTH 10-13	YOUTH 14-17	ADULT 18-59	SENIOR 60+	CLASS
1710 A	1710 B	1710 C	4710	7710	Solid color, 1 stem
1711 A	1711 B	1711 C	4711	7711	Multi-color, 1 stem

DIVISION 683: Ornamental Grasses

YOUTH UP TO 9	YOUTH 10-13	YOUTH 14-17	ADULT 18-59	SENIOR 60+	CLASS
1725 A	1725 B	1725 C	4725	7725	1 stalk (specify)

DIVISION 681: Other Annuals *(include foliage)*

YOUTH UP TO 9	YOUTH 10-13	YOUTH 14-17	ADULT 18-59	SENIOR 60+	CLASS
1715 A	1715 B	1715 C	4715	7715	1 stem (specify)

DIVISION 684: Outdoor Potted Plants

YOUTH UP TO 9	YOUTH 10-13	YOUTH 14-17	ADULT 18-59	SENIOR 60+	CLASS
1730 A	1730 B	1730 C	4730	7730	Single plant type
1731 A	1731 B	1731 C	4731	7731	Combo of plant types

DIVISION 682: Other Perennials *(include foliage)*

YOUTH UP TO 9	YOUTH 10-13	YOUTH 14-17	ADULT 18-59	SENIOR 60+	CLASS
1720 A	1720 B	1720 C	4720	7720	1 stem (specify)

