



**2022**  
**Premium Book**

**July 21 - 24, 2022**  
**[danecountyfair.com](http://danecountyfair.com)**

**(As of May 6, 2022)**

# Dane County Fairest of the Fair



## Promote your fair!

As the official ambassador of the Dane County Fair, some of the activities that the Fairest of the Fair may participate in are: making promotional visits to area businesses, serving as hostess at community events, participating in parades, and making school visits to promote the Dane County Fair.

The Dane County Fairest of the Fair may be an exhibitor at the Dane County Fair and serve as Fairest at the same time.

Information and an application to become the Dane County Fairest of the Fair can be found at [danecountyfair.com](http://danecountyfair.com)

# DANE COUNTY FAIR PREMIUM BOOK

## Table of Contents

### General

Animal Health Requirements.....	9-11
Entry Deadline, Release, Protest & Appeal .....	4-6
Exhibition Requirements.....	7
Judging, Entry Instructions.....	5
Judging Regulations.....	7-8
Rules and Regulations.....	4
Wisconsin Administrative Code.....	7
Youth Animal Exhibitor Code of Practice.....	12

### Departments

Animal and Veterinary Sciences - Department 10.....	37
Beef Cattle - Department 2.....	16
Booths - Department 32.....	73
Cats - Department 13.....	41
Clothing - Department 26.....	63
Communications, Demonstrations & Presentations - Department 31.....	71
Computers - Department 21.....	56
Cultural Arts - Department 18.....	52
Dairy Cattle - Department 1.....	13
Dairy Goats - Department 5.....	25
Dogs - Department 9.....	35
Electricity - Department 23.....	57
Exotic Domestic Animals (Other Exotics) - Department 11.....	40
Exploring & Cloverbud - Department 17.....	51
Family and Child Development - Department 29.....	70
Flowers and House Plants - Department 15.....	43
Foods and Nutrition - Department 25.....	60
Health, Social and Political Sciences - Department 34.....	74
Home Furnishings/Home Environment - Department 28.....	68
Horse & Pony - Department 6.....	27
Knitting and Crocheting - Department 27.....	67
Mechanical Projects - Projects - Department 24.....	58
Natural Sciences - Department 16.....	50
Photography - Department 20.....	54
Plant and Soil Sciences - Department 14.....	41
Poultry - Department 7.....	30
Rabbits - Department 8.....	32
Sheep - Department 4.....	21
Shooting Sports - Department 16.....	45
Swine - Department 3.....	19
Woodworking - Department 22.....	56
Youth Leadership/Self-Determined Project - Department 33.....	73

### Other Information

Dane County Meat Animal Sale.....	23
Dane County Small Animal Market Sale.....	34
Danish Judging Chart.....	76
Map of Grounds.....	77
Master Showman Contest.....	26



### Quick Tips for Exhibitors:

- Recommended browsers: Google Chrome or Mozilla Firefox.
- Register all entries for each exhibitor in the family before proceeding to the payment section to submit entries.
- Be sure to click the "Submit" button when you have completed entries. Entries are not final until they have been submitted.
- Check your email inbox for a confirmation email with a list of your entries and related fees.
- You will receive a second email when your entries have been approved by Fair Staff.

## **2022 Dane County Fair - Youth Exhibitor Forms Reference**

<b>Animal Species or Project Area (Department)</b>	<b>Youth Animal Exhibitor Code of Practice (agreement w/Entry)</b>	<b>YQCA Certificate of Completion (Extension 6/15/22)</b>	<b>Edu. Requirement for Species/Project (click project for details) (due 6/15/22)</b>
Amphibian, other (Pocket Pet)	X		
<a href="#">Archery, Spots</a> (3D not offered in 2022)			X
<a href="#">Beef</a>	X	X	X
Cats	X		
<a href="#">Cavy</a> (Guinea Pig)	X	X	X
Chinchilla (Pocket Pet)	X		
<a href="#">Dairy Cattle</a>	X	X	X
Dairy Goats	X		
<a href="#">Dogs</a>	X		X*
Donkey, Miniature (Exotic)	X		
Ferret (Pocket Pet)	X		
Fish (Pocket Pet)	X		
Gerbil (Pocket Pet)	X		
Goat, Non-dairy (Exotic)	X		
<a href="#">Horse</a>	X		X**
Lizard (Pocket Pet)	X		
Mouse (Pocket Pet)	X		
<a href="#">Muzzle Loading</a>			X
Other Exotic Domestic Animal (Exotic)	X		
Other Pocket Pet (Pocket Pet)	X		
Peacock/Pehen (Exotic)	X		
<a href="#">Pistol, Air and .22</a>			X
<a href="#">Pony</a>	X		X**
<a href="#">Poultry</a>	X	X	X
Pygmy Goats (Exotic)	X		
<a href="#">Rabbit</a>	X	X	X
Rat (Pocket Pet)	X		
<a href="#">Rifle, Air and .22</a>			X
<a href="#">Sheep</a>	X	X	X
<a href="#">Shotgun</a>			X
<a href="#">Swine</a>	X	X	X

- **Youth Exhibitor Animal Code of Practice** must be adhered to and is agreed to with the terms of submitting entries. Club leaders will acknowledge each exhibitor's participation in the animal project on their review of entries.
- Education requirements are available at: <https://danecountyfair.saffire.com/p/youth-exhibitors/education-requirements--opportunities>
- YQCA is completed once annually and applies to all noted species
- Small Animal Market Sale - Education must be completed specific to species selling
- Large Meat Animal Sale - Education must be completed specific to species selling
- \*Dogs education forms will be turned into the Dog Education Committee
- \*\*Horse & Pony: FFA and non-4-H Clubs must meet education requirements noted above. Forms are available at: <https://danecountyfair.saffire.com/p/youth-exhibitors/education-requirements--opportunities>
- *Note: Form requirements listed above apply to eligibility to participate at the Dane County Fair for the year the forms are completed and submitted.*

## **2022 DCF Showring Schedule**

<b>Day</b>	<b>Date</b>	<b>Time</b>	<b>Event</b>	<b>Venue</b>
Wed.	7/20	8 p.m. - 10 p.m.	Draft Horse Youth/Novice Congress Practice Time	Pavilion 2 - Showring A
Thu.	7/21	8 a.m. - 10:30 p.m.	Horse & Pony - Show Arena Prep and English & Western Dressage Show	Pavilion 1 Showring
		8 a.m. - 3:30 p.m.	Beef - Showring prep and Beef Show - Market, Showmanship & Breeding	Pavilion 2 - Showring A
		8 a.m. - 4 p.m.	Poultry Show	Pavilion 2 - Showring C
		9:30 a.m.	Cavies Show	Pavilion 2 - Showring C
		2 p.m. - 7 p.m.	Sheep - Market Lots, Breeding Stock, Showmanship	Pavilion 2 - Showring B
		4 p.m.	Dairy Showmanship Clinic	Pavilion 2 - Showring A
		5:30 p.m. - 11 p.m.	Draft Horse Youth/Novice Congress Show & Practice	Pavilion 2 - Showring A
Fri.	7/22	8 a.m. - 1 p.m.	Swine Show	Arena Building
		8 a.m. - 10:30 p.m.	Horse & Pony - Show Arena Prep and Trail & Driving	Pavilion 1 Showring
		8 a.m. - 3:30 p.m.	Rabbit Show	Pavilion 2 - Showring C
		9 a.m. - 5 p.m.	Dairy - Showmanship & Grade Holsteins	Pavilion 2 - Showring A
		1 p.m. - 2 p.m.	Little Shepherd Show	Pavilion 2 - Showring B
		2:30 p.m. - 5 p.m.	Meat Animal Sale set-up	Pavilion 2 - Showring B
		5 p.m. - 6 p.m.	Miss Q Sale	Pavilion 2 - Showring A
		5 p.m. - 6:30 p.m.	Meat Animal Sale Dinner	Vendor Food Court
		6 p.m. - 11 p.m.	Draft Horse Youth/Novice Congress Show & Practice	Pavilion 2 - Showring A
		6:45 p.m. - 10 p.m.	Meat Animal Sale	Pavilion 2 - Showring B
Sat.	7/23	8 a.m. - 10:30 p.m.	Horse & Pony - Western	Pavilion 1 Showring
		9 a.m. - 1:30 p.m.	Dairy - Registered Holsteins & Colored Breeds	Pavilion 2 - Showring A
		9:30 a.m. - 1 p.m.	Dairy Goats Show	Pavilion 2 - Showring B
		Following Dairy Goats	Exotics Show	Pavilion 2 - Showring B
		12 p.m. - 1 p.m.	Rooster Crowing Contest	Pavilion 2 - Showring C
		1 p.m.	Little Britches Dairy Showmanship	Pavilion 2 - Showring A
		2:30 p.m. - 11 p.m.	Draft Horse Youth/Novice Congress Show & Practice	Pavilion 2 - Showring A
		7 p.m.	Small Animal Market Sale	Pavilion 2 - Showring C
Sun	7/24	8 a.m. - 6:30 p.m.	Horse & Pony - English	Pavilion 1 Showring
		8 a.m. - 5:30 p.m.	Draft Horse Youth/Novice Congress Show	Pavilion 2 - Showring A
		9 a.m. - 10 a.m.	Master Showman	Pavilion 2 - Showring B
		10 a.m. - 11 a.m.	Rockstars in the Ring Mentor Training	Pavilion 2 - Showring B
		11:15 a.m. - 12:30 p.m.	Dress-A-Critter Contest	Pavilion 2 - Showring B
		1 p.m. - 2 p.m.	Rockstars in the Ring Show	Pavilion 2 - Showring B



## GENERAL

### Dane County Fair Board Executive Committee

President - Richard (Dick) Straub  
Vice President - Rachel Meek  
Secretary - Pam VanderSanden  
Treasurer - Mary Elvekrog  
Director - Lynn Egeland

### Directors

Pam Beuthin (4-H Leaders' Association Representative), Jerome Bollig, Rachael Gierhart, Amy Pflugshaupt-Hanson, Joe Henningfield, McKenzie Jansen (Youth FFA Representative), Casey Jentz, Sam Mell (Youth FFA Representative), Jamie Morris (Dane County Ag Teachers Representative), Justin Pauli (Youth 4-H Representative), Beth Putney, Susan Quam, Ron Russell (4-H Leaders' Association Representative), and Sheryl Theobald. Romaine Ace and Darwin Lynde (Directors Emeritus)

### Fair Contacts

#### Fair Manager

Danielle Ziegler  
(608) 291-2900

[danecountyfair2900@gmail.com](mailto:danecountyfair2900@gmail.com)

#### Entries Department

Laurie Breuch  
(608) 469-2428  
[fair@wdexpo.com](mailto:fair@wdexpo.com)

**UW-Extension Staff** - Lisa Curley

This premium book is published by:

Dane County Fair Association, PO Box 287, Oregon, WI 53575, a tax-exempt, Educational Not-For-Profit Organization 501(c)(3).

Due to the unknowns associated with COVID-19, ALL information listed in the Dane County Fair Premium Book is subject to change at the Fair Board's discretion. The Dane County Fair will follow the recommended Centers for Disease Control and Prevention (CDC) guidelines as well as any venue/county/state/national restrictions that are in place at the time of the Fair. For questions, contact the Fair Office at [danecountyfair2900@gmail.com](mailto:danecountyfair2900@gmail.com)

## FAIR REGULATIONS

Fair Management and Extension Staff reserve the final and absolute right to interpret the rules and regulations of the fair and will arbitrarily settle and determine all matters, questions or differences in regard thereto, or otherwise arising out of or in connection with the fair.

### Liability

a. Exhibitors of animals, machinery in motion and other exhibits liable to occasional accidents, injury or damage to persons coming in contact with them, shall guard their exhibits and protect the public from coming in contact with them. Every such exhibitor shall indemnify the Fair Association from any and all claims and demands, costs, charges and expenses which may occur, suffer, or be put to, by reason of any exhibit not properly guarded or the public not being properly guarded therefrom. Presentation of entry submission shall be deemed acceptance of this rule.

b. The Fair will take reasonable precautions to ensure the safety of the exhibits sent to the exhibition, but the owners themselves must take the risks of exhibiting them. Should any exhibit or portion thereof be injured, lost or stolen, the Fair Association will provide assistance towards the recovery of the same, but will not be liable or make any payment for the value thereof.

c. The Fair shall not be liable for any loss to an exhibitor occasioned by fire, accident, condition of structure or the negligence of other exhibitors or officials.

## FAIR RULES

### **GOLF CARTS will be allowed for medical reasons ONLY**

All golf carts must be registered once they are on grounds with the Dane County Fair Administration office, upper level of the Exhibition Hall. Golf carts are not permitted in the Midway. All carts are the sole responsibility of the registered user.

1. Junior Fair exhibitors must be members of a youth organization with adult leadership and an educational program approved by the Fair; and, be residents of Dane County or a neighboring county. Exhibitors must be enrolled in a youth organization by March 1 to exhibit at that year's Dane County Fair. Organizations must be headquartered in Dane County (examples include 4-H, FFA, FHA-HERO, YMCA, YWCA, Scouts BSA, Girl Scouts, Pioneers, after school clubs, Youth Civil Air Patrol, Junior Breed Organization, etc.). All 4-H enrollments must be filed at the Extension Office (5201 Fen Oak).

2. Exhibitors must list age & grade as of January 1 of exhibit year on entry form. NOTE: Exhibitors who have learning or physical disabilities may exhibit according to their developmental or functional age. A letter from the parent and adult leader must be emailed to/submitted to the Fair Office to be considered.

3. Exhibitors must not have reached their 20th birthday by January 1 of the current year to exhibit. Other than Cloverbuds, exhibitors must be enrolled in third grade to participate at the Dane County Fair, as of January 1 of the exhibit year.

4. All exhibits must be the result of exhibitor's work in the current exhibit year.

5. 4-H exhibitors may exhibit only in those departments or classes which correspond to projects in which the exhibitor is enrolled. Project changes (additions/drops) must be filed through the Extension Office and completed by March 1 for that year's Fair.

6. Individual school projects, if enrolled in the corresponding 4-H project, are allowed and will receive no discrimination.

7. Exhibitors from other (non-4-H) youth organizations must exhibit in departments corresponding to the educational focus of their organization.

a. FFA exhibitors may exhibit in departments that correspond with courses taken through FFA or departments in which students have taken courses at school.

b. Other non-4-H organizations may only participate in departments that correspond with the educational focus of the organization.

c. In all cases, entries must be authorized by an advisor or club leader, verifying the departments the exhibitor plans to participate in at the Dane County Fair were in fact part of that exhibitor's educational focus for the current year.

### 8. Entry deadlines and leader authorization.

Dane County Fair entry forms must be received via the Dane County Fair online entry system by 11:59 p.m. CST on **Thursday, June 2, 2022**. All entries must be submitted online at [www.danecountyfair.com](http://www.danecountyfair.com) under the Youth Exhibitors page. Specific department supplemental entry info must also be submitted. All entry fees and season pass orders are due from each club at fair entry tag pick-up, around July 1.

### **\*\*NEW THIS YEAR\*\***

***Late Entries will be accepted for \$25/submission June 3-9, 2022, 11:49 p.m. Submission is defined as one or multiple Department/Class/Lot entries in one transaction per exhibitor.***

Leaders will be emailed an entry confirmation listing exhibitor, entries and fees due for the club/chapter. Entries must be reviewed for member eligibility and project enrollment by **Noon, June 10**. After the 10th, all submitted entries are final. Leaders are required to reply to the confirmation email stating club/chapter entries have been reviewed and are eligible.

a. A lot entry within a class may be substituted for an existing entry within the same class.

## 9. Entry Form Instructions:

a. **Only one item may be exhibited in a lot unless specifically stated in the lot description** (ex. Pen of Rabbits, Pair of Calves).

b. Department is represented by a number (located under the department name). Class is represented by a capital letter. Lot is represented by a number followed by a ")".

EXAMPLE: DEPT CLASS LOT Description  
5 A 3) Jr. Showmanship

c. Each department has its own regulations. Read carefully. Individual classes may have additional regulations.

d. **Exhibitors may only enter the number of lots permitted by department. Entries with more than the allowed lots will not be accepted.**

e. Other information, in addition to the entry form, are required for some departments (Dairy, Dog, Horse and Shooting Sports). Please review individual department regulations.

## 10. Exhibitor Fees

All youth exhibitors, except Cloverbuds and club-specific entries, will be required to pay a \$6 exhibitor fee by June 2 at 11:59 p.m.. For entries received June 3-9, the late entry fee is \$25 per submission. Youth exhibitors entering animals at the Dane County Fair will also be responsible to pay the following fees:

a. Large animal fee \$1 per head

Large animals include: Dairy, Beef, Swine, Sheep, Goats, Horses and Donkey

b. Small animal fee \$0.50 per animal or lot - for pens of animals

Small animals include: Poultry, Rabbit, Dog, Cat, Pocket Pets, Peacock/Peahen, Cavies, & Any Other Small Exotic Animal

*These fees can be paid by credit card at the time of entry or by check paid by each family payable to Dane County Fair, and mailed by June 10, 2022 to PO Box 287, Oregon WI 53575. All fees are non-refundable.*

11. The type of judging for each Class or Lot is indicated in the department. The four types of judging are:

a. **Individual Conference Judging:** Allows a youth exhibitor to bring his or her exhibit directly to the evaluator. Together, the evaluator (judge) and project member look at the results of the member's work, talk (individual conference) about the planning and effort that went into the project and decide what kind of placing the exhibit deserves. This decision is based on the individual exhibit and what the exhibitor has learned, not on comparison with other exhibits. Therefore, any number of exhibitors may receive a blue, red, white or pink placing in a Lot. Friends and family in the vicinity of the judging area are asked to respect the need for quiet and private discussion between the judge and the youth exhibitor.

1) Any exhibit that is entered in an Individual Conference judging lot, and the exhibitor is not able to be present for judging, will result in lowering the placing by one color and no premium will be paid for this exhibit. Exhibits will also be ineligible for special awards.

2) Live interactive video judging (by Face-Time, Skype, etc.) is an option for youth exhibitors unable to be present at the Fair during Individual Conference Judging. Project must be physically presented at Fair with a representative for the youth providing their own electronic equipment (i.e. iPad/tablet with an 8-inch or larger screen) for the youth to speak live through interactive video with the judge. Specific Departments/Classes/Lots will be allowed for live video conferencing. Request to live video judge the project must be made by entry deadline; the form may be found at [danecountyfair.com/YouthExhibitors](http://danecountyfair.com/YouthExhibitors). Youth participating in electronic presentation, as well as their on-site representative, must be prepared to wait in line to present their project(s), as do all youth exhibitors for individual conference. The youth's project must be presented directly and in person to the judge. The on-site representative must establish internet connection and administer their electronic device. All discussion regarding the project must be communicated only by the youth to/with the Judge. Staff and Department chair will be the final decision maker to confirm or deny this live video conference judging request. Technical difficulties experiences with an

exhibitor's electronic device, resulting in the inability for the judge to adequately evaluate his/her project will result in rule 11.a.1. above.

b. **Conference Judging:** Provides an opportunity for the exhibitor to discuss with the judge the qualities of the exhibit, the problems involved and how to make improvements. All exhibitors in the Lot come before the judge at one time. The judge talks to each exhibitor individually, but all present are able to hear what is being said and, thereby, learn. Placement is decided by comparing all the products in the Lot. The Danish Judging system is used to determine the number of blue, red, white or pink placements in the Lot. The major objective is for everyone to learn from each other; therefore, it is important that all exhibitors from the Lot sit and listen as the judging takes place.

c. **Danish Judging:** Exhibits in each Lot are placed into four groupings: 1) Blue - 1st place; 2) Red - 2nd place; 3) White - 3rd place and 4) Pink - 4th place. Exhibitors need not be present as there is no interaction with the judge, with exception of animal lots - exhibitor must present their animal entries to the judge. The maximum placements as established by the Wisconsin Department of Agriculture Trade and Consumer Protection are listed in this book.

d. **Regular Judging:** Occurs when only one first, second, third and fourth placing is given per Lot. Other exhibits may be placed but do not receive premiums.

12. Any rule or regulations not met will result in lowering ribbon placing by one color, only if the exhibit can be placed into a correct lot. No premium money will be paid. If the exhibit does not fit into any lot, the exhibit will be given a participation ribbon and put on display.

Any exhibit that is not entered in the correct class will be allowed to be given comments from the judge and put on display; however, no premium will be paid for the exhibit.

13. **Non-animal project check-in must be made during the check-in time slot per department.** Wednesday animal entry check-in deadline is 8 p.m. Please take into consideration travel time, long judging lines and fair layout. **Beef, Swine, and Sheep must check in by 7 p.m.**

Late check-ins will only be allowed in extreme circumstances (ex. hospitalization, death in the family). Circumstances will be evaluated independently by Fair Management.

## 14. Protests and Appeals.

a. The decision of judges or superintendents shall be final in all cases except where fraud, misrepresentation or collusion not discovered at the time of the decision is apparent. In such cases, an impartial committee composed of a UW Extension Agent, a Dane County Vocational Ag teacher and a member of the 4-H Leaders Association, Inc. called together by the Fair Manager shall make recommendation(s) to the Fair Manager.

b. Protests based on fraud, misrepresentation or collusion must be made in writing and accompanied by a \$10 cash deposit which will be forfeited if the protest is not sustained. Such protests must state the reason for the complaint or appeal. It should include facts relied upon or the rule violated and naming witnesses and the witnesses address. The person filing the complaint must sign his/her name and give his/her address and phone number. Protests or appeals must be presented to the Fair Manager prior to the close of the Fair.

c. Other disputes or differences, especially those not provided for under the General Class Rules, shall be referred to the Fair Manager. The Fair Manager may render a decision when it is clear that either the system had failed the exhibitor or the exhibitor had failed the system. When a decision is not clear, the Fair Manager may refer the case to the Education Committee, Executive Committee or Fair Board as deemed appropriate.

d. Decisions made by Fair Management and/or Extension Staff are final.

15. Official forms of identification, including RFID tags, are intended to provide permanent identification of livestock and to ensure the ability to find the source of animal disease outbreaks. Removal of these devices is prohibited except at the time of slaughter and can be heavily fined if illegal removal has occurred. If it is determined a form of identification has been intentionally removed, the Grievance Committee will review the case and determine the appropriate course of action.

16. Special Awards: Departments are encouraged to establish and obtain sponsorship for special awards for the various classes. Special awards must receive approval from Fair Management. The judge's decision on special award winners is final.

17. Premiums offered are at levels governed by established statutes. Actual premiums paid reflect these; or, any statutory revisions that may be made after the publication of this Premium Book. Premiums will be paid after the Fair.

18. All rules and regulations listed within a specific department, class or lot are applicable. Also, management reserves the right to interpret rules and regulations.

19. Animals must be shown by the exhibitor unless the department superintendent grants permission for assistance. Superintendents have authority to designate show people for exhibitors unavoidably absent on show day. Any alternate leadsmen must meet the eligibility requirements of the Department (ie: education member of project area, department regulations, etc.) and be eligible to participate in the Dane County Fair.

20. All exhibitors are responsible for the general housekeeping and clean-up in their area. Tack, equipment and feed may be transferred to and from the barns daily. **All transfers must be done prior to 9 a.m. and after 9 p.m. Sunday transfers must be done prior to 9 a.m. or after 6:30 p.m.** Vehicles will only be permitted for morning transfers.

Livestock exhibitors must clean up after their animals and regularly dispose of waste in an appropriate manner. Exhibitors must completely clean out their spaces at release time. Examples: cages, clean off boards, fold cages and stack in a pile. Exhibitors must provide their own tools and equipment for clean-up. Department superintendents will explain proper procedure for the department. All exhibitors share the responsibility of keeping the grounds neat and tidy.

21. Livestock exhibitors must routinely feed, water and care for exhibit animals. Health care of exhibited animals will remain the responsibility of the owner/exhibitor. In an emergency and in the absence of the exhibitor, contact the Fair Office. Management will make every attempt to locate the owner/exhibitor. However, in the event contact cannot be made, management reserves the right to seek medical care at owner/exhibitor's expense. Those choosing to not routinely/properly care for their animals will forfeit all premiums as determined by the department's superintendent.

22. No portable misting or sprinkler systems may be used. Discretion by Superintendents and Fair Administration will be used based on weather conditions.

23. All animals must display a barn card with their animal's information.

24. All animals on the Dane County Fairgrounds must be entered in the Fair. Companion animals are not permitted.

25. Alteration of any portion of any stalling panel is strictly prohibited. Drilling, taping, stapling, nailing, welding, screwing, and adhesives are prohibited from use on any livestock stalling or building surfaces. Altering or damaging of any County owned property will result in financial damage repair or replacement.

26. All animal exhibitors must abide by and agree to the Youth Animal Exhibitor Code of Practice to be eligible to exhibit at the Dane County Fair. Failure to sign this form forfeits any opportunity to exhibit. A parent/guardian's name and contact information must be included.

27. **Release of Unhealthy Animals Policy (for all departments):** Animals must be seen by a veterinarian and a signed health document by a veterinarian must be filed with the Fair Office. Fair Management, together with the Department Superintendent, will then issue a release.

28. No household furniture is allowed in the Pavilions or Arena Building.

29. **Overnight Barn Policy.** "Sleeping" overnight in any Pavilion or the Arena Building is prohibited. No one under the age of 16 is allowed in the barns after 12 a.m. (midnight) without adult supervision (adult defined as a parent, legal guardian, superintendent or chaperone over the age of 21). Any exhibitor, regardless of age, must request a pass from the Dane County Fair Administration Office to be in the Pavilions or Arena Building after 12 a.m. midnight.

An overnight pass will be available from the Dane County Fair office for circumstances that require exhibitors to care for animals between 12 a.m. - 5 a.m. Examples of this may include: milking cows prior to show day, tending of animals, veterinary authorization to care for ill animals. Overnight pass requests must come from the exhibitor's parents or legal guardian before 6:00 p.m. on the night the pass is needed. The pass must be worn by the exhibitor at all times between the hours of 12 a.m. midnight and 5 a.m.

**Overnight passes must be returned to the Fair Office by 10 a.m. the following morning.** Each club or chapter will be allotted two (2) youth passes per night per animal species exhibited. Any adult that intends on being in the barn from 12 a.m. - 5 a.m. is asked to adhere to the same rules and procedures that youth exhibitors do and obtain an overnight pass. This is necessary so our on-grounds security knows who should and should not be in the barns taking care of animals.

A final ruling on whether or not an overnight pass will be given is up to the discretion of the Dane County Fair Staff, Dane County Extension Staff and Department Chairperson.

30. Other than guide or service animals, only animals registered as exhibits are allowed on the grounds. Service dogs must be identified with an appropriate jacket. All exhibit animals must be kept within their respective exhibition areas or barns. Visitors found in violation will be expelled and/or fined; exhibitors risk expulsion, forfeiture of all premiums and denial from future Fair participation. This rule applies to junior exhibitors, parents and fair attendees.

31. **Exhibit Release on Sunday of Fair Week**  
**a. Admission is charged to enter the fairgrounds on exhibit release day. Between 5:30 - 9 p.m. one parent/guardian and one youth exhibitor will be allowed to show the exhibitor's claim ticket at any gate and receive free admission. This time will be strictly enforced.**

b. No animals may be removed from assigned stalling locations to be housed in other areas without approval by the department superintendents and Fair Management.

c. **Release of Animals:** Decorations, tools and tack necessary for daily care of animals must remain in barns until 5:30 p.m. Sunday evening. Animal tack and decorations ONLY may be removed beginning at 5:30 p.m. Animal projects housed in the Pavilions and Arena Building are released Sunday at 6:30 p.m. **\*\*NEW FOR 2022\*\*** Swine unable to load out Sunday evening due to biosecurity purposes may be left overnight. Remaining Swine must be removed between 6:30 - 7:30 a.m. Monday morning. Families electing this option MUST designate their intent at Swine registration or the overnight hold will not be allowed.

d. Trailer parking is prohibited in the South Lot (behind the Exhibition Hall). All trailers must be parked in the Upper West parking lot, except during ingress and egress. Trailers may queue in the North Lot on Wednesday and Sunday. Walking animals out to trailers on Willow Island or Olin Ave access road is NOT allowed.

e. **Release of Projects in the Exhibition Hall:** The Exhibition Hall will close at 5:30 p.m. to prepare for exhibit release. Exhibition Hall projects will be released Sunday beginning at 6:30 p.m. Enter through the North doors and proceed to Halls B&C to retrieve your projects; exit through the loading dock. All other doors will be locked.

f. Dane County Fair is not responsible for exhibits that are not picked up after Sunday. Exhibits left in the Exhibition Hall after 8:00 p.m. Sunday will be discarded.



g. The penalty for early departure, without permission from Fair Management, is forfeiture of premiums. The exhibitor will also be barred from exhibiting for at least one year.

## Wisconsin Administrative Code

### ATCP 160.02

### County & District Fairs

#### Subchapter 1

#### General Requirements and Definitions

ATCP 160.01 Definitions:

1. **"Breed class"** and **"breeding class"** mean a specific breed within a class such as holstein in the dairy class.

2. **"Class"** means a grouping in which exhibits may be entered, including an animal breed or age group for animal exhibits; a type of produce, crop or food; or a specific age, age group or educational grade level of exhibitor.

3. **"Danish judging system"** means a judging system that allows for multiple first, second, third and fourth class selections as provided in s. ATCP 160.91 (4) (b).

4. **"Department"** as it relates to the organizational structure of a fair, means an animal species, production group, or other principal classification of exhibits. As used in any other context, "department" means the state of Wisconsin department of agriculture, trade and consumer protection.

5. **"Division"** means one of 3 exhibitor group classifications for a fair and is limited to junior division, open division and senior citizens division.

6. **"Entry class"** means a class in which the fair allows exhibitors to submit entries.

7. **"Exotic domestic animal"** means an animal that is not a common farm animal.

8. **"Lot"** or **"Lot Number"** means the numerical designation assigned by a local fair for a specific category of exhibits within a class.

9. **"Market class"** means a class that includes animals of a certain weight for the breed class that can be sold for slaughter.

10. **"Premium"** means a monetary prize that a county or district fair awards to an exhibitor after judging all competing exhibits in the class to which the premium pertains.

11. **"Regular judging system"** means a judging system that allows for one first, second, third and fourth class selection as provided in s. ATCP 160.91 (4) (c).

12. **"Self determined project"** means a project that meets all of the following criteria: It is approved by the fair board; Its subject matter is related to any of the junior fair departments 9, 10, 13 to 16, 18, or 20 to 29; It does not fall into a defined entry class within any department. It is carried out by a 4-H member enrolled in a designated 4-H project or alternative project that follows 4-H guidelines, or by a member of another youth organization that does equivalent work.

#### ATCP 160.02 Premium Requirements:

##### 1. General

a. The state aid authorized by s. 93.23 (1), Stats., may be paid on net premiums paid by a county or district fair. The department may withhold state premium aid from any fair that does not enforce animal health provisions under ch. ATCP 10 that are applicable to animals exhibited at the fair. State aid will be paid only on premiums actually paid by bank check or draft.

b. No deductions may be made from premium money won by an exhibitor. Premiums may, however, be withheld where exhibition rules established by the fair association are violated. A written statement of violation shall be submitted to the department to justify action taken by a local fair.

c. Premiums offered shall be definite in amount. No decrease or increase in published premiums may be made because of the financial condition or the organization or for any other reason.

d. State aid may be paid on no more than 2 premiums awarded an exhibitor under one premium or lot number in open division individual livestock classes, except poultry and rabbits, and no more than one premium in all other classes, including poultry and rabbits.

e. No county or district fair may receive state aid for a premium awarded to any exhibitor in the open division if that exhibitor entered the same exhibit in the junior division at the same county or district fair. This paragraph does not apply if the exhibit was entered in the junior division only as part of a herd group, carcass class or performance class.

f. No state aid will be paid on the cost of ribbons, cups, trophy prizes or entertainment contests.

##### 2. Premium Lists

a. Premiums for which state aid is requested by county and district fairs shall conform with the uniform premium list and other requirements set forth in these rules. Fairs requesting state aid for net premiums shall submit to the department a printed copy of the premium list used at the fair, as required under s. ATCP 160.92 (3) (c).

b. The officers of each fair shall mail a copy of the premium list to other associations, societies, or boards conducting a fair in Wisconsin upon request.

c. Sections ATCP 160.01 through 160.07 and 160.91 shall be published in premium books used by a fair for which state aid is requested.

##### 3. Entry Fees.

a. A county or district fair may charge an exhibitor an entry fee. The entry fee may not exceed 10% of the sum of all premiums offered to exhibitors in the same class for which the entry fee is charged. In lieu of an entry fee, a county or district fair may charge stall rents for horses, cattle, sheep, goats, swine, poultry, rabbits or pets.

b. Exhibitors in department 35 shall not be required to purchase an exhibitor's ticket. Any other exhibitor may be required, if no entry fee is charged, to purchase an exhibitor's season ticket at a price not to exceed that charged for a non-exhibitor's season ticket.

##### 4. Split Fair Dates.

a. For purposes of this subsection, "split fair dates" occur when a fair organization judges exhibits or contests and pays premiums at more than one time or at more than one location during the calendar year.

b. Except as provided under par. (c), the department may not pay state aid for a fair having split dates unless the department gives advance written approval for a split fair. The department may approve split fair dates only if the fair organization justifies the split dates based on extreme hardship. If the department approves split dates, all blue ribbon winners shall repeat their demonstrations or exhibits at the regular fair dates unless the department grants a hardship exemption. An exhibitor may use audio-visual media, still photography or an educational display to repeat a demonstration or exhibit.

c. The department may pay state aid for the following exhibits or contests in a fair having split dates, regardless of whether the department approves those split dates in advance:

1. Clothing revue
2. Demonstrations
3. Favorite foods revue
4. Dogs
5. Small animals
6. Rocketry
7. Shooting sports

#### **ATCP 160.03 Exhibition Requirements:**

A county or district fair shall meet all of the exhibition requirements of this section to be eligible for state premium aid.

1. No fair society or other organization sponsoring a county or district fair shall require an exhibitor to become a member of the organization in order to enter an exhibit at the fair, nor shall the sponsoring organization make any deduction from an exhibitor's premium as a donation to the fair society, or require an exhibitor in any other way to make a donation to the society.

2. State aid may not be approved for out-of-state exhibits or for separate classes of local and non-local exhibitors. Aid may not be approved for payment of premiums to an exhibitor having an out-of-state address but claiming Wisconsin residency unless the fair secretary provides the department with an affidavit that the exhibitor's residence is geographically located within the state.

3. State aid may be paid only on articles or animals actually on display in an exhibit building or actually shown in the show ring on regular fair dates unless approval for split fair dates is obtained under s. ATCP 160.02 (4). State aid may not be paid on Dairy Herd Improvement Association records, transportation aid, production contests or other special educational exhibits unless prior approval is obtained under s. ATCP 160.04 (8).

4. State aid may not be paid on exhibits removed from the fair grounds before 4 p.m. of the last day of the fair, or such other later time as may be specified by the fair, without prior approval of the department. Authority for earlier removal may be granted by the department in case of meat animal sales or other special classes, if requested before the beginning of the fair. In other hardship cases, approval may be granted by the local fair. Exhibits in dog obedience and small animal pet classes may be judged during the regular fair but are not required to remain present during the entire fair. The local fair may prescribe the length of time junior fair exhibitors of horses shall keep their animals on the grounds.

#### **ATCP 160.04 Junior Fair Division-General Requirements:**

1. In the junior fair division, the department may pay state aid on prizes offered to exhibitors who are under 20 years of age on January 1 of the current fair year. A county or district fair board may establish subgroups within a junior fair entry class based on the exhibitor's grade in school. The department may not pay state aid on prizes for club parades, club floats, song contests, or a project which is not an exhibit or demonstration at the fair.

2. All exhibitors in the junior fair division shall be members of 4-H, FFA, a scouting program, a breed group, or another recognized youth organization under adult leadership that has an education program appropriate to that organization and is approved by the fair board.

3. Exhibits in the junior fair shall be the product of the exhibitor's own labor. An exhibit may include a study project, merit project or other special project, a skill area, or a supervised occupational experience in which the exhibitor is regularly enrolled, provided that the fair board approves the project, skill area, or supervised occupational experience as an exhibit.

4. State aid may not be used to award more than one premium to any exhibitor in any department in the junior fair division, except that: A premium may be awarded to each member of a group that collectively owns and enters a livestock exhibit in departments one to 5 of subch. IV; an exhibitor may receive a separate premium for showmanship where authorized under subch. IV; an exhibitor may receive more than one premium in a department for which additional premiums are specifically authorized under subch. IV.

5. Under subch. IV, within each of the junior fair departments 9, 10, 13 to 16, 18, and 20 to 29, a fair board may establish one or more entry classes for self-determined projects that are related to that department. The fair board may establish class entry criteria, including student grade level criteria. Entry classes are open to 4-H members enrolled in a designated 4-H project or an alternative project that follows 4-H project guidelines, and to members of other youth organizations that do equivalent work and apply equivalent guidelines. Exhibits may be judged using the regular or Danish judging system. For each entry class, a fair board may pay first-place to fourth-place premiums at any of the following levels designated by the board: (a) Premium level one: \$2.00, \$1.75, \$1.50, \$1.25; (b) Premium level 2: \$2.50, \$2.25, \$2.00, \$1.75; (c) Premium level 3: \$3.00, \$2.75, \$2.50, \$2.25.

6. If 16 or more animals, items or articles are entered in any junior fair class, the class may be divided into 2 or more approximately equal groups according to weight, age or other identifying characteristic and each group judged as a class.

7. Special educational exhibits may [be] established if the proposal is presented to the Wisconsin association of fairs before October 1 of the year preceding its proposed establishment and the exhibit is approved by the department.

8. Within any junior fair department under subch. IV, a county or district fair may establish special classes where none are specified under subch. IV. Special classes may include classes for grade and crossbred females in the beef, swine, sheep and horse departments. Premiums for special classes created under this subsection shall be equal to premiums for comparable classes established in the same department under subch. IV.

#### **ATCP 160.07 Classes-General Requirements:**

1. Classes may be combined if the number of entries in several single classes is insufficient. If any classes are combined, state aid shall be limited to the maximum total premiums listed for a single class of animals, items or articles in that department.

2. a. Except as provided under par. (b), no county or district fair may receive state aid for premiums awarded for sexually intact male dairy cattle, beef cattle, sheep, goats, swine or horses unless those animals are registered purebreds. Registered purebred status shall be documented by a certificate of registry from the appropriate breed association or society, or by a copy of the application for registration.

b. Paragraph (a) does not apply to dairy cattle exhibited at a county or district fair if a national breed association certifies that those dairy cattle are recorded in that breed association's qualified herd book which records the genealogy of that breed.

3. Any animal entered as part of a group class may also be exhibited in a class for individual animals.

4. Boars may not be entered as an exhibit in the swine department unless their tusks have been removed.

5. The age of an animal, for purposes of determining its entry class under this chapter, shall be determined as of the opening day of the fair.

#### **ATCP 160.91 Judging Regulations:**

1. Judging shall be done at county and district fairs by individuals who are registered with the department and who have knowledge, training or experience in the specific class or classes to be judged as determined by the department. Judging shall be done in accordance with the requirements of s. ATCP 160.92 (3) (a). In no case shall any person who is an officer or director of a fair be eligible to judge exhibits at such fair; nor shall any person interested directly or indirectly in exhibits shown in any department of a fair be eligible to judge articles or animals in that department.

2. Each judge at a county or district fair shall be provided with a copy of the fair's premium book or list of entry classes at least 7 days prior to the opening date of the fair.

3. No animal or article, irrespective of the number of entries in the class in which it is entered, shall be awarded a higher rating than its merit would entitle it to in comparison to the standard of perfection in the class.

4. a. No state aid will be paid on premiums awarded under the Danish system in any classes except in the junior and educational departments.

b. When classes in the junior and educational departments are judged according to the Danish system, 4 group placings shall be awarded in any class. When there are less than 8 exhibitors in the class, there shall not be more than 2 in the first group, not more than 4 in the first 2 groups and not more than 6 in the first 3 groups. If there are 8 or more entries in the class, there shall not be more than 25% in the first group, not more than 50% in the first 2 groups, and not more than 75% in the first 3 groups.

c. The number of awards in the last group placing may be increased to the extent necessary to give awards to all exhibitors.

5. If any class of exhibits at a county or district fair is judged according to the regular system, the judges for that class may give only one first-place, one second-place, one third-place and one fourth-place award in that class.

## County Fairs

### Rules & Regulations of Animal Health

Subject to Change

State Veterinarian  
Department of Agriculture, Trade and Consumer Protection  
(608) 224-4872

All Exhibitors must comply with the following health regulations.

**Requirements are subject to change as conditions warrant.**  
For current information, check [https://datcp.wi.gov/Pages/Programs\\_Services/AnimalMovement.aspx](https://datcp.wi.gov/Pages/Programs_Services/AnimalMovement.aspx).

#### **Diseases**

Animals that show evidence of having contagious or infectious diseases may not be commingled (or housed/kept) with other animals at a fair, show, or other exhibition in such a way as to allow disease to spread. Such animals should not attend the fair, show, or exhibition. Animals may be denied entry if they arrive at these events with contagious or infectious diseases, isolated and/or removed if they develop disease after arriving, or be subject to other action as would be necessary to control disease.

***Bovine animals with ringworm, mange, warts or scab*** will be removed from the fair or exhibition premises, unless the veterinarian in charge finds warts or ringworm lesions are incapable of transmitting disease.

#### **Cattle and Bison**

***From within Wisconsin*** have no requirements for tests or health documents.

***From outside Wisconsin*** must be accompanied by certificate of veterinary inspection (CVI or health certificate) documenting official animal identification (ID) and all required tests and certifications; have at least one form of official individual ID (including steers); meet all of Wisconsin's normal requirements for import. (see [https://datcp.wi.gov/Pages/Programs\\_Services/CattleBison.aspx](https://datcp.wi.gov/Pages/Programs_Services/CattleBison.aspx))

#### **Acceptable animal IDs for all cattle from outside Wisconsin:**

USDA metal ear tag number that is part of the National Uniform Eartagging System (NUES) (starts with state 2-digit code, also known as "brite" tag) - this includes the orange brucellosis vaccination tag; 15-digit "840" tags (visual or RFID); valid only if applied before March 11, 2015; Manufacturer-coded RFID tag - 15-digit number with the first three digits in 900s and/or American ID tag - 8 to 12-digit number prefaced with "USA".

***Brucellosis requirements for cattle from outside Wisconsin:*** No cattle from outside Wisconsin are currently required to be brucellosis tested or vaccinated to come to fairs and shows in Wisconsin.

#### **Tuberculosis requirements for cattle from outside Wisconsin:**

For requirements by state, see: [https://datcp.wi.gov/Pages/Programs\\_Services/CattleBison.aspx](https://datcp.wi.gov/Pages/Programs_Services/CattleBison.aspx)

#### **Cattle from Michigan's Modified Accredited Zone (for cattle from Michigan's TB Free Zone, see requirements by state above)**

also need: Import permit; to originate from a herd that has a negative whole-herd TB test within 12 months before arrival in Wisconsin that includes all animals 1 year and older; negative individual TB tests within 60 days before entering Wisconsin; to return directly to the state of origin after the show, and there must be a statement on the CVI that they will be doing so.

For information on obtaining an import permit: Online [https://datcp.wi.gov/Pages/Programs\\_Services/AnimalMovementPermits.aspx](https://datcp.wi.gov/Pages/Programs_Services/AnimalMovementPermits.aspx), Email [DATCPAnimalImports@wi.gov](mailto:DATCPAnimalImports@wi.gov), Call (608) 224-4872

***Cattle from Canada*** must meet current federal requirements to enter the United States. (See <https://www.aphis.usda.gov/regulations/vs/regs/animals/downloads/ca-protocol-imp-cattlebison.pdf>)

## **Swine**

**Swine from within Wisconsin** need a Wisconsin intrastate certificate of veterinary inspection (CVI or health certificate):

**Note:** *Herd of origin means the herd in which the pigs currently reside, likely the exhibitor's herd. When pigs are purchased from a herd, the herd from which they originate is the herd of origin for the seller. Once the purchased pigs are added into the buyer's herd (even if the buyer's herd only consists of one or just a few animals), the buyer's herd becomes the new herd of origin and that herd must meet testing requirements to move pigs again.*

- Stating that the entire herd of origin was inspected on the farm within 30 days before the show and showed no signs of disease.
- **Non-terminal Exhibitions:** All swine must have a PRRS (Porcine Reproductive and Respiratory Syndrome) and PEDv (Porcine Epidemic Diarrhea virus) test of the herd of origin within 90 days of the exhibition. Include test date, type, and results on the CVI. For swine originating from herds with positive tests, include the herd plan number on the CVI.
- **Terminal Exhibitions:** No testing requirements.

**Note:** *Terminal Exhibitions are those at which the swine go directly from the fair/show to the slaughtering establishment OR to a slaughter only market sale.*

**Swine from outside Wisconsin** need a certificate of veterinary inspection that includes the following: the negative results of the PRRS test from the swine's herd of origin conducted within 90 days prior to movement into Wisconsin including test date, type, and results; the negative results of the PEDv test from the swine's herd of origin conducted within 90 days prior to movement into Wisconsin including test date, type, and results; a statement that the veterinarian has inspected the entire herd of origin within the past 30 days and that no clinical signs of PRRS and PEDv or any other apparent disease was present at the time of inspection; official individual identification (ID). If the herd of origin tests positive for PRRS and/or PEDv, contact the Department of Agriculture, Trade and Consumer Protection at 608-224-4872 for options.

Acceptable methods of ID for swine are: USDA silver ear tag, USDA 840 ear tag (either visual or RFID), breed association tattoo if the pig is a purebred and the tattoo is registered, an ear tag with the premises identification number and a unique identifier or ear notch if the pig is a purebred and the notch is registered.

## **Sheep and Goats**

**Note:** *These rules do not apply to non-domestic sheep and goats. For these animals see the section on Exotic ruminants.*

**From within Wisconsin** need: If sexually intact, need official individual identification (ID) at any age. If not sexually intact, need official individual ID if they are 12 months or older. See below for Official ID options. Cannot be under restriction for movement to fairs and shows. Sheep and goats that go to a market or slaughter establishment after the fair should have an owner hauler statement to move from the fair to the market/slaughter establishment.

**From outside Wisconsin** need: Certificate of veterinary inspection (CVI or health certificate) and official individual ID for all animals. See below for Official ID options. See below for additional requirements for goats from Michigan's Tuberculosis Modified Accredited Zone. Sheep and goats that go to a market or slaughter establishment after the fair should have an owner hauler statement to move from the fair to the market/slaughter establishment.

**Official Identification includes:** Scrapie eartags (including tags on neckstraps for animals with absent/injured ears or with official tattoos – see DATCP Website\*); USDA 840 ear tags; legible breed tattoos; legible scrapie tattoos; approved microchips (Electronic Identification/ EID) – There are many requirements that need to be met to use microchips including a requirement for accompanying tattoos.

**Note:** *All sheep and goats that may go through a market or to slaughter and require Official Identification must be eartagged with Official ID. Official ID in the form of a tattoo or Electronic Implantable Identification (EID) is no longer sufficient when moving through a market or going to slaughter.*

**Note:** *If a Wisconsin origin animal is neutered, less than 12 months of age, and moving through a market after the fair, the market may require Official ID in the form of an ear tag.*

For more information on official identification and for owner hauler statements see DATCP Website at [https://datcp.wi.gov/Pages/Programs\\_Services/OfficialID.aspx](https://datcp.wi.gov/Pages/Programs_Services/OfficialID.aspx)

**Goats from Michigan's TB Modified Accredited Zone** also need: An import permit; to originate from a herd that has a negative whole-herd TB test within 12 months before arrival in Wisconsin that includes all animals 1 year and older; negative individual TB tests within 60 days before entering Wisconsin; to return directly to the state of origin after the show, and there must be a statement on the CVI that they will be doing so

For information on obtaining an import permit: online [https://datcp.wi.gov/Pages/Programs\\_Services/AnimalMovementPermits.aspx](https://datcp.wi.gov/Pages/Programs_Services/AnimalMovementPermits.aspx)  
Email [DATCPAnimalImports@wi.gov](mailto:DATCPAnimalImports@wi.gov); Call (608) 224-4872

## **Equine**

**From within Wisconsin** need documentation of a negative EIA test done within the previous 12 months, which clearly identifies the animal by complete description, digital photographs, or an approved microchip (if a reader is available). No test is needed for nursing foals accompanying negative dams. Documentation may be: Official test report VS 10-11, or USDA-approved electronic test form, or Global Vet Link EIA electronic form, or certificate of veterinary inspection with the test results listed

**From outside Wisconsin** need: Certificate of veterinary inspection (CVI or health certificate) which clearly identifies the animal by complete description, digital photographs, or an approved microchip; negative EIA test done within previous 12 months that is reported on the CVI. No EIA test is needed for nursing foals accompanying negative dams

**Equines from Minnesota** are exempt from the CVI requirement if: Ownership does not change while the animal is in Wisconsin; the animal remains in Wisconsin no longer than 7 days; proof of a negative EIA test in previous 12 months accompanies the animal.

## **South American Camelids**

**From within Wisconsin** have no requirements.

**From outside Wisconsin** Must have a certificate of veterinary inspection (CVI or health certificate) and official individual identification (ID). Official ID may be: approved USDA ear tag number, microchip number, breed association registration number or breed association tattoo

## **Poultry and Waterfowl**

*(Pigeons are not considered poultry for fairs and shows)*

**From within Wisconsin** need a NPPI certificate stating that the birds originate from a US pullorum-typhoid clean or NPPI affiliate flock and turkeys must test negative for *Mycoplasma gallisepticum*, or a DATCP-issued certificate stating they are from a Wisconsin Tested or Associate Flock and turkeys must test negative for *Mycoplasma gallisepticum*.

OR

Individually test sexually mature birds within 90 days before arrival at the show. These birds also need wing or leg band identification (ID). All birds must test negative for pullorum-typhoid, and turkeys must test negative for *Mycoplasma gallisepticum*.

**From outside Wisconsin** need a certificate of veterinary inspection or equivalent (such as form VS 9-3) that states: they originate from a flock classified pullorum-typhoid clean under NPPI or an equivalent state program and turkeys must test negative for *Mycoplasma gallisepticum*, or if they are sexually mature, that they have tested negative for pullorum-typhoid (and *Mycoplasma gallisepticum* for turkeys) within 90 days before arrival at the show. These birds also need wing or leg band ID.

**Not required:** Import permit number

**Small Animals: Dogs, Domestic Cats, Other Household Pets** (Includes: ferrets, pet birds, rabbits, gerbils, guinea pigs, hamsters, domestic mice and rats)

**Note:** *For animals that are part of menageries, see also rules below for menageries. Pot-bellied and miniature pigs fall under rules for*

swine. Dog hybrids, domestic cat hybrids, or exotic small cat species such as servals fall under rules for Exotic small animals. Native wild animals and birds, including raptors, and captive wild animals such as raccoons, opossums, and skunks fall under rules for wild animals.

**Dogs from within Wisconsin that are 5 months or older** need proof of current rabies vaccination.

**Cats and other household pets from within Wisconsin:** See page 41 for DCF Cat health requirements. No DATCP requirements for other household pets.

**Dogs and cats from outside Wisconsin - 5 months or older** need to be vaccinated for rabies by a licensed veterinarian, and regardless of age, need certificates of veterinary inspection (CVIs or health certificates) stating the age of the animal and for animals 5 months and older the date of last rabies vaccination and revaccination due date.

**Other household pets from outside Wisconsin** need certificates of veterinary inspection (CVIs or health certificates) but have no testing or vaccination requirements.

**Small animals from other nations need to meet requirements of the U.S. Department of Agriculture ((608) 662-0600) and Centers for Disease Control (800-232-4636).**

#### **Exotic Ruminants**

**Note:** Exotic ruminants are ruminants that are not native to Wisconsin, and are not cervids – for example, Old World camels, yaks, water buffalo, pronghorn antelope, giraffes, and non-domestic sheep and goats. In addition, please contact your county and local municipality for any restrictions.

**From within Wisconsin** have no requirements.

**From outside Wisconsin** must have: A certificate of veterinary inspection (CVI or health certificate); official individual identification (ID) as required for tuberculosis and brucellosis testing; import permit; proof written on the CVI that they meet requirements for: Tuberculosis (TB) – negative test required within 60 days before entry and Brucellosis – negative test required within 30 days before entry. Please call (608) 224-4872 beforehand to determine which TB test to use.

For information on obtaining an import permit: Online [https://datcp.wi.gov/Pages/Programs\\_Services/AnimalMovementPermits.aspx](https://datcp.wi.gov/Pages/Programs_Services/AnimalMovementPermits.aspx), Email [DATCPAnimalImports@wi.gov](mailto:DATCPAnimalImports@wi.gov), Call (608) 224-4872

#### **Exotic Small Animals**

(Any species not covered by "small animals" above)

**Note:** Local jurisdictions may have requirements beyond the state requirements listed here.

**From within Wisconsin** do not have any requirements as long as they are legally possessed in Wisconsin.

**From outside Wisconsin** generally have no testing or vaccination requirements, but do need: a certificate of veterinary inspection (CVI or health certificate) and an import permit number

**Note: Some animals may not be brought to Wisconsin.** These are North American prairie dogs and the following African species: tree squirrels, rope squirrels, dormice, Gambian giant pouched rats, brush-tailed porcupines and striped mice. Some animals may require permits from the Wisconsin Department of Natural Resources. See <http://dnr.wi.gov>.

For information on obtaining an import permit: online [https://datcp.wi.gov/Pages/Programs\\_Services/AnimalMovementPermits.aspx](https://datcp.wi.gov/Pages/Programs_Services/AnimalMovementPermits.aspx), email [DATCPAnimalImports@wi.gov](mailto:DATCPAnimalImports@wi.gov) or call (608) 224-4872

#### **Circus, Rodeo, Racing and Menagerie Animals**

**Note:** Local jurisdictions may have requirements beyond the state requirements listed here.

**From within Wisconsin** must meet vaccination and testing requirements for their species. See these requirements earlier in this document.

**From outside Wisconsin** need certificates of veterinary inspection (CVIs or health certificates) and vaccinations, identification, and tests required for their species. See these requirements earlier in this document. They also need import permit numbers if they are: circuses and individual circus acts; rodeo stock other than individual participants' horses; multi-species menageries (defined as any animals kept in a collection primarily for purposes of exhibition or competition); petting zoos. They do not need import permit numbers if they are: rodeo horses owned by individual participants or single-species groups

**Note:** Some animals may not be brought to Wisconsin. These are North American prairie dogs and the following African species: tree squirrels, rope squirrels, dormice, Gambian giant pouched rats, brush-tailed porcupines and striped mice. Some animals may require permits from the Department of Natural Resources. See <https://dnr.wi.gov/topic/wildlifehabitat/captive.html>

For information on obtaining an import permit: online [https://datcp.wi.gov/Pages/Programs\\_Services/AnimalMovementPermits.aspx](https://datcp.wi.gov/Pages/Programs_Services/AnimalMovementPermits.aspx), email [DATCPAnimalImports@wi.gov](mailto:DATCPAnimalImports@wi.gov) or call (608) 224-4872

# THE YOUTH ANIMAL EXHIBITOR CODE OF PRACTICE

This code of practice applies to anyone exhibiting animals and members of their immediate family (parents, siblings, and/or grandparents) at Dane County Fair in Madison, Wisconsin. It includes junior as well as open class exhibitors who compete in structured classes of competition. All classes of livestock offered at the livestock event are included; Cattle (Beef and Dairy), Goats (Angora, Dairy) Equine (Donkey, Horses), and other specialty animals, Poultry, Rabbits, Sheep, Swine and any other livestock class offered. The Youth Animal Exhibitor Code of Practice will be enhanced with additional rules and regulations which individual fairs and livestock shows impose on the local, county, state, regional, and national levels.

The following practices or procedures are unacceptable and are defined as being deceptive, fraudulent, unethical, misrepresentative, and inhumane in the care, fitting, preparation and showing of all animals. The use of any illegal drugs is prohibited. Legal or illegal substances used to phenotypically alter the appearance of an animal. (See rule #4) Use of illegal drugs is considered a pre-meditated act! Furthermore, any information obtained in the practice of illegal alteration of an animal will be turned over to proper authorities. **THIS IS A ONE STRIKE AND YOU ARE OUT POLICY!** Exhibitor will forfeit any premium, awards, or auction proceeds, and will be prohibited from further competition in the United States, as well as being subject to criminal prosecution if proven guilty.

The following is a listing of guidelines all exhibitors must follow to enter animals at organized competitive events.

1) All exhibitors must have viable proof (junior division) of ownership available to prove length of time animals have been owned. Market animals (Beef, Sheep, Swine, and Goats) must be owned and under exhibitor's daily care according to established rules and regulations for the fair or livestock exposition. This also includes all small market animals (Rabbits and Poultry). The official ownership date is the date shown on the bill of sale, unless the animal was bred by the exhibitor, in which calving or birthing records must be shown. (Local rules may determine ownership requirements for non-market animals). Registered breeding livestock must show the exhibitor as the sole owner of the animal on the breed Association papers or certificates.

2) Any method used to misrepresent the age of an animal for a class in which it is shown is deceptive and considered illegal. Showing an animal for another individual by claiming ownership in order to show in a specific class is prohibited. False ownership is illegal.

3) It is recommended that Junior Exhibitors care for and groom their own animals while at the fair. Specific regulations may exist. Please refer to each department's regulations for any additional guidelines.

4) Treating an animal internally or externally, with any irritant, counter-irritant, or other substance used to artificially change the conformation or appearance of an animal for show is considered unethical, inhumane, and is prohibited. This includes, but is not limited to the use of graphite, powders, hemp, artificial hair coloring, common products such as fly spray, ointment or liniment used to the point that it is irritating, (unless it is required to reduce edema at the time of calving) or similar type products. The use of dyes, spray paint or other artificial coloring which result in altering an animal's true and natural appearance and/or color is prohibited. Adding false hair or hair-like material, fleece, or skin at any point, spot or area of the animal's body is illegal and will result in immediate disqualification. Any liquid or substance not considered part of an accepted and normal diet for livestock is deemed illegal and inhumane. For example: the use of alcoholic or carbonated beverage as a drench or filler, etc.

5) The use of tranquilizers, sedatives, or depressants which alter the physical or physiological state of the animal is illegal. Exceptions to this rule would be a licensed, certified veterinarian's treatment for a recognized disease or injury, or recommendation for tranquilizing breeding animals in heat that might compromise the safety of others.

The drugs must be approved by the Food and Drug Administration for use in meat producing animals. All exhibitors shall advise show management of any drugs and/or medications administered to an animal that might be detected at the time of showing or at meat inspection. The name of the drug, its purpose, the person who administered the drug, time and date of administration shall be

presented to show management prior to showing and sale of the animal. Failure to report this information to the show management will result in severe penalty and/or disqualification. Any use of drugs or substances not approved by the Food and Drug Administration is strictly prohibited. All animals entered into livestock competition shall be subject to testing for foreign substances that exceed acceptable levels established by the FDA, FSIS, USDA, or EPA.

During the animal events, in case of animals requiring treatment, all medications shall be administered by a licensed veterinarian and the show officials shall be notified.

6) Surgery, injection or insertion of foreign material under the skin/ or flesh of an animal to change the natural contour, conformation or appearance of an animal's body is illegal. This includes vegetable oil, silicon or any other substance used to alter the shape of the animal. Acceptable practices of physical preparation which are allowed include clipping of hair, trimming of hooves, dehorning, or removal of ancillary teats.

7) The balancing of the udder by abnormal means that includes the use of a mechanical contrivance or the injection of fluid or drugs, setting the teats and/or occluding (sealing the ends) with a mechanical contrivance or with the use of chemical preparation is illegal. Treating or massaging the udder or its attachments with an irritant or counter irritant is prohibited.

8) The use of inhumane fitting, showing and/or handling practices shall not be tolerated. For example, breaking of tails, striking of animal to cause swelling or for bracing purposes, use of an electrical contrivance, or use of overly severe bits is not acceptable.

9) Direct criticism, interference, involvement with an altercation, and use of offensive language with the judge, show management, Chairs, Superintendents, other exhibitors, breed representatives, show officials, or attendees, during pre-Fair and Fair events is prohibited.

10) At the time an animal is sold at auction at the livestock show, the exhibitor shall be held directly responsible for animals that are rejected at the time of processing due to the presence of foreign residues. The seller will also be liable for attorney's fees and civil penalties. Show management may share acceptable intelligence and evidence information with FDA and USDA. If for any reason, any part of a meat animal carcass must be removed by the FDA or USDA inspectors, the market price will be discounted.

11) Show management reserves the right to require animal health certificates. Health inspection and diagnostic test may be made before or after animals are on the show premises for exhibitor and animal safety, or to inaugurate disease control procedures which may become necessary in emergencies as determined by animal health officials.

Any violation of "The Youth Exhibitor Code of Practice" or specific rules as designated by individual fairs and livestock shows will result in forfeiture of premiums and awards, disqualification for the youth exhibitor for the present Fair year, and a minimum one-year suspension from showing livestock at the Dane County Fair for the youth exhibitor and immediate family members, and may result in a loss of eligibility for future participation in an organized livestock competition for the youth exhibitor and immediate family members. Possible civil penalties may be imposed by the proper authorities based on evidence provided by the show of exhibitors in violation of the Federal Food, Drug, and Cosmetic act/or the animal mistreatment, neglect and abandonment laws that apply on local, state, and national levels.

Other cooperating shows will be notified of the action taken by show management, which may affect the eligibility of the individual, immediate family members, group, or sponsoring organization at other shows.

The decision of Dane County Fair Management will be final.

The decision of Dane County Fair Management will be final. The youth animal exhibitor and parent/guardian will accept and abide by the Dane County Fair Code of Practice as a term and condition of submitting entries with FairEntry. The club or project leader will review and acknowledge the 'exhibitors with entries summary report' and confirm the youth animal exhibitor is in active participation with the animal species.



## DAIRY CATTLE Department 1

### Check-In:

Wednesday, 12 p.m. - 8 p.m., Dairy/Beef Check-In:  
Pavilion 2 - Near Door 22

### Judging:

Pavilion 2 - Showring A, Danish Judging

Friday 9 a.m., Class A Dairy Showmanship

Friday 1 p.m., Class B Grade Holsteins

Saturday 9 a.m., Classes: C Registered Holsteins

D Guernseys

E Brown Swiss

F Jersey

G Ayrshire

H Milking Shorthorn

Saturday 12 p.m., Class I & J Herd Entries, following Class C

**Department Chairperson:** Pam Allen - (608) 333-1699

### Superintendents:

Paula Bakken, Jillian Beaty, Gwen Boettcher, Bill Cooper, Juli Cooper, Mary Elvekrog, Karsen Haag, Dawn Haag, Virgil Haag, Kim Houser, Jessica Jones, Emily Klingbeil, Melissa Knudson John Sarbacker, Mackenzie Sarbacker, Tom Sarbacker, Mitchell Schleicher, Donna Skogen, Darin Skogen and Doug Syvrud

**Eligible 4-H Project Areas:** Animal Sciences - Dairy

### Education Requirements for All (4-H, FFA, etc.) Dairy Exhibitors:

**ALL dairy exhibitors** (4-H, FFA, Junior Breed Association, etc.) **must meet YQCA requirements. Youth must complete a training program each year by either attending an in-person session or completing an online course.** Visit <https://fyi.uwex.edu/dane4hyouth/4-h-projects/livestock/> for more information.

To exhibit dairy cattle at the 2022 Dane County Fair, ALL exhibitors must submit, their educational requirements card (found at the Dane County 4-H Youth Development web page), by **June 15**, stating at least one educational events/programs they have participated in. **Youth must upload YQCA and Education Requirement Forms online. No mailed forms will be accepted.** Should you have any questions on what events qualify or to confirm you have met the stated requirements, contact the Dane County Dairy Education Committee Chair: Mitch Breunig at [mysticvalley336@gmail.com](mailto:mysticvalley336@gmail.com). NO exceptions will be made.

*\*\*Due to the unknowns associated with COVID-19, ALL information listed in the Dane County Fair Premium Book is subject to change at the Fair Board's discretion. \*\**

### Regulations:

1. A Stalling Request Form must be completed by all Dairy clubs to indicate the number of calves, yearlings and cows. Clubs wanting to be stalled adjacent to one another must both submit a form indicating as such. Club leaders **must** notify Fair Staff of final exhibitor and animal numbers by **July 14** to allow Superintendents an opportunity to better plan and assign stalling locations. Leaders can report numbers via the web at: <https://bit.ly/3qB03pb>
2. Exhibitors must house and tie their animals with the club they submit entries with.

3. Upon arrival to the Fair on check-in day, veterinarians will inspect animals for general health (warts, ringworm, etc.). Infected animals will be sent home at the discretion of the veterinarian. Inspection must be completed by 8 p.m. Wednesday to remain on the grounds. Animals and registration papers must be brought to the Dairy check-in area in Pavilion 2 to be evaluated for health check-in, prior to stalling.
4. **All exhibitors** are responsible for the general housekeeping and clean-up in their area. All animal exhibitors must work together to keep the grounds clean. Livestock exhibitors must clean-up after their animals and regularly dispose of waste in an appropriate manner. Wheelbarrows may not be left with manure. Common water tubs are not allowed.
5. **Exhibitors must be capable of controlling their animal in the showing.** Any exhibitor not capable of controlling his or her animal may be excused by the superintendent(s) or judge.
6. **Entry Regulations:**
  - a) Exhibitors may not enter more than one animal per lot.
  - b) Grade 3: You may show one animal - spring, winter or fall heifer calf.
  - c) Grade 4: You may show two animals - spring, fall or winter calves. A yearling may be shown by a fourth grader if the animal was a project the previous year.
  - d) Grade 5 or over: You may show up to four animals; five, if at least one is a cow.
  - e) Up to three managerial animals may be shown.
  - f) All animals must be purchased before **June 1** of exhibit year.
  - g) Animal registration of ownership in exhibitor's name must be completed before **June 1** of exhibit year for all registered lots. **\*\*\*Wisconsin State Fair dairy rules and regulations will be referenced should managerial/ownership questions arise for the Dane County Fair.\*\*\***
7. All exhibitors must read and adhere to the Youth Animal Exhibitor Code of Practice as stated on page 12.
8. Tents are prohibited throughout the animal housing area.
9. Long white pants and white shirts are required for show.
10. **Terms:**
  - Ownership Animal: Registered in the name of the junior exhibitor or in the name of the exhibitor as a co-owner.
  - Managerial Animal: Animal shown but not owned by exhibitor.
11. **Base Dates:**
  - Spring Calf: Born on or after March 1, 2022 (must be 4 months old day of show)
  - Winter Calf: Born December 1, 2021 - February 28, 2022
  - Fall Calf: Born September 1 - November 30, 2021
  - Summer Yearling: Born June 1 - August 31, 2021
  - Spring Yearling: Born March 1 - May 31, 2021
  - Winter Yearling: Born Dec. 1, 2019 - Feb. 29, 2021
  - Fall Yearling: Born September 1 - November 30, 2020
  - Two-Year-Old: Born September 1, 2019 - August 31, 2020
  - Three-Year-Old: Born September 1, 2018 - August 31, 2019
  - Four-Year-Old: Born September 1, 2017 - August 31, 2018
  - Five-Year-Old & Older: Born before September 1, 2017
  - Dry Cow: Over 2 yrs. old and has milked a minimum of 280 days and is in dry form

<b>Premiums:</b>		<b>Blue</b>	<b>Red</b>	<b>White</b>	<b>Pink</b>
Calves	Registered	\$9	\$8	\$7	\$5
	Grade	\$8	\$7	\$6	\$5
Yearlings	Registered	\$11	\$9	\$7	\$5
	Grade	\$8	\$7	\$6	\$5
Cows (age 2 and older)					
	Registered	\$12	\$10	\$8	\$6
	Grade	\$9	\$8	\$7	\$5
Dam & Daughter		\$5	\$4	\$3	\$2
3 & 4 Animal Exhibits		\$6	\$5	\$4	\$3
Showmanship		\$3	\$2.50	\$2	\$1.50
Clean Barn		\$5	\$3	\$2	\$1

### **Beginner Showmanship Clinic**

Interested in learning more about basic dairy showmanship skills? Join us for beginners showmanship clinic in Pavilion 2, Showing A on Thursday, July 21 at 4:00 p.m.

## CLASS A. Dairy Showmanship

### Regulations

1. Persons showing in Showmanship must enter an animal shown in their name at the Dane County Fair.
2. Previous Master Showman participants (if not named Champion) may participate in Showmanship.

### Lots

- 1) Exhibitors grade 3
- 2) Exhibitors grades 4 - 5
- 3) Exhibitors grades 6 - 7
- 4) Exhibitors grades 8 - 9
- 5) Exhibitors grades 10 - 11
- 6) Exhibitors grades 12+

\*\*\*The Overall Showmanship Champion will go on to participate in the 2022 Master Showman Contest.

## CLASS B. Grade Holstein

- 1) Spring Heifer Calf (grades 3 - 5)
- 2) Spring Heifer Calf (grades 6+)
- 3) Winter Heifer Calf (grades 3 - 5)
- 4) Winter Heifer Calf (grades 6+)
- 5) Fall Heifer Calf (grades 3 - 5)
- 6) Fall Heifer Calf (grades 6+)
- 7) Summer Yearling Heifer
- 8) Spring Yearling Heifer
- 9) Winter Yearling Heifer
- 10) Fall Yearling Heifer
- 11) Cow (age 2 & under 3)
- 12) Cow (age 3 & under 4)
- 13) Cow (age 4 & older)
- 14) Dry Cow (age 3 & older)

## CLASS C. Registered Holstein

- 1) Spring Heifer Calf (grades 3 - 5)
- 2) Spring Heifer Calf (grades 6+)
- 3) Winter Heifer Calf (grades 3 - 5)
- 4) Winter Heifer Calf (grades 6+)
- 5) Fall Heifer Calf (grades 3 - 5)
- 6) Fall Heifer Calf (grades 6+)
- 7) Summer Yearling Heifer
- 8) Spring Yearling Heifer
- 9) Winter Yearling Heifer
- 10) Fall Yearling Heifer
- 11) Cow (age 2 & under 3)
- 12) Cow (age 3 & under 4)
- 13) Cow (age 4 & under 5)
- 14) Cow (age 5 & older)
- 15) Dry Cow (age 3 & older)

## CLASS D. Guernsey

- | Grade | Registered |                         |
|-------|------------|-------------------------|
| 1)    | 2)         | Spring Heifer Calf      |
| 3)    | 4)         | Winter Heifer Calf      |
| 5)    | 6)         | Fall Heifer Calf        |
| 7)    | 8)         | Summer Yearling Heifer  |
| 9)    | 10)        | Spring Yearling Heifer  |
| 11)   | 12)        | Winter Yearling Heifer  |
| 13)   | 14)        | Fall Yearling Heifer    |
| 15)   | 16)        | Cow (age 2 & under 3)   |
| 17)   | 18)        | Cow (age 3 & under 4)   |
| 19)   |            | Cow (age 4 & older)     |
|       | 20)        | Cow (age 4 & under 5)   |
|       | 21)        | Cow (age 5 & older)     |
| 22)   | 23)        | Dry Cow (age 3 & older) |

## CLASS E. Brown Swiss

- | Grade | Registered |                         |
|-------|------------|-------------------------|
| 1)    | 2)         | Spring Heifer Calf      |
| 3)    | 4)         | Winter Heifer Calf      |
| 5)    | 6)         | Fall Heifer Calf        |
| 7)    | 8)         | Summer Yearling Heifer  |
| 9)    | 10)        | Spring Yearling Heifer  |
| 11)   | 12)        | Winter Yearling Heifer  |
| 13)   | 14)        | Fall Yearling Heifer    |
| 15)   | 16)        | Cow (age 2 & under 3)   |
| 17)   | 18)        | Cow (age 3 & under 4)   |
| 19)   |            | Cow (age 4 & older)     |
|       | 20)        | Cow (age 4 & under 5)   |
|       | 21)        | Cow (age 5 & older)     |
| 22)   | 23)        | Dry Cow (age 3 & older) |

## CLASS F. Jersey

- | Grade | Registered |                         |
|-------|------------|-------------------------|
| 1)    | 2)         | Spring Heifer Calf      |
| 3)    | 4)         | Winter Heifer Calf      |
| 5)    | 6)         | Fall Heifer Calf        |
| 7)    | 8)         | Summer Yearling Heifer  |
| 9)    | 10)        | Spring Yearling Heifer  |
| 11)   | 12)        | Winter Yearling Heifer  |
| 13)   | 14)        | Fall Yearling Heifer    |
| 15)   | 16)        | Cow (age 2 & under 3)   |
| 17)   | 18)        | Cow (age 3 & under 4)   |
| 19)   |            | Cow (age 4 & older)     |
|       | 20)        | Cow (age 4 & under 5)   |
|       | 21)        | Cow (age 5 & older)     |
| 22)   | 23)        | Dry Cow (age 3 & older) |

## CLASS G. Ayrshire

- | Grade | Registered |                         |
|-------|------------|-------------------------|
| 1)    | 2)         | Spring Heifer Calf      |
| 3)    | 4)         | Winter Heifer Calf      |
| 5)    | 6)         | Fall Heifer Calf        |
| 7)    | 8)         | Summer Yearling Heifer  |
| 9)    | 10)        | Spring Yearling Heifer  |
| 11)   | 12)        | Winter Yearling Heifer  |
| 13)   | 14)        | Fall Yearling Heifer    |
| 15)   | 16)        | Cow (age 2 & under 3)   |
| 17)   | 18)        | Cow (age 3 & under 4)   |
| 19)   |            | Cow (age 4 & older)     |
|       | 20)        | Cow (age 4 & under 5)   |
|       | 21)        | Cow (age 5 & older)     |
| 22)   | 23)        | Dry Cow (age 3 & older) |

## CLASS H. Milking Shorthorn

- | Grade | Registered |                         |
|-------|------------|-------------------------|
| 1)    | 2)         | Spring Heifer Calf      |
| 3)    | 4)         | Winter Heifer Calf      |
| 5)    | 6)         | Fall Heifer Calf        |
| 7)    | 8)         | Summer Yearling Heifer  |
| 9)    | 10)        | Spring Yearling Heifer  |
| 11)   | 12)        | Winter Yearling Heifer  |
| 13)   | 14)        | Fall Yearling Heifer    |
| 15)   | 16)        | Cow (age 2 & under 3)   |
| 17)   | 18)        | Cow (age 3 & under 4)   |
| 19)   |            | Cow (age 4 & older)     |
|       | 20)        | Cow (age 4 & under 5)   |
|       | 21)        | Cow (age 5 & older)     |
| 22)   | 23)        | Dry Cow (age 3 & older) |

## CLASS I. Dam & Daughter

- 1) Holstein
- 2) Colored Breeds

**Dam and Daughter** - Identified Grade, Qualified or Registered: Group to consist of dam and one daughter. Both animals must be carried as projects during current year. Dam must be either owned or carried as a managerial project by exhibitor.

**Little Britches Show - Sat., July 23 - 1 p.m.**  
**Pavilion 2 - Showing A**

**Ages 4 years through 2nd grade. Entry form and Contest details**  
**on the Dane County Fair Website under Youth Exhibitors.**  
**Questions - Contact Pam Allen**

## CLASS J. Herd Entries

- 1) Dairy Herd
- 2) Club Herd

**Dairy Herd** - Three animals from three different lots shown by one exhibitor.

**Club Herd** - Defined as an exhibit of four animals from an approved youth group owned by at least two different exhibitors all whom must be members of that same club. Make entries in name of club or chapter. Large clubs may have more than one entry but will receive premiums on only the highest placing one entry.

## CLASS K. Miss Q Contest

- 1) Miss Q Contest - See rules on next page.

## CLASS L. Clean Barn Exhibit

**Regulations:** Awarded on a club basis. Clubs and chapters are judged on how well they keep their animals, feed storage, area between the barns and around wash racks, etc. in a neat and orderly fashion. Entry by club only. Award will be based on:

1. The cleanliness and neatness of livestock exhibit.
2. The attractiveness of feed, bedding and equipment storage.
3. The regular disposal of waste.
4. The cleanliness and neatness of aisles.
5. Safety and courtesy of club members to each other, leaders, superintendents, judges and spectators.
6. Added consideration will be given to groups with all identification cards and award stickers posted.
7. **No clipping** of livestock is allowed in walkways during the Fair.
8. **Bedding Rule:** Bedding should not be used in excess. Use only enough to keep the exhibit clean and the animals comfortable. This will be a primary criteria in evaluating bedding for the Clean Barn Award.

### Lots

- 1) Club - 1 to 2 dairy members
- 2) Club - 3 to 5 dairy members
- 3) Club - 6 & up dairy members

### Special Awards and Sponsorships:

**Mystic Valley Supreme Senior Champion Award** - All Senior champions are eligible. Awards and rosettes provided by **Mystic Valley Dairy - The Breunig Family**.

**Maurice & Geraldine Cooper Supreme Heifer Memorial Award** - All Junior Champion females are eligible. Traveling trophy and \$50 cash award presented to the Supreme Champion Heifer.

**Maurice & Geraldine Cooper Reserve Supreme Heifer Memorial Award** - All Junior Champion females are eligible. \$25 cash award presented to the Reserve Supreme Champion Heifer.

**Max Gefke Memorial Trophy & Cash Award** - Travelling trophy and cash award given to the Grand Champion Registered Holstein.

**Compeer Financial** - Award to Champion Showman of each age group.

**Dane County Holstein Breeders** - Trophy for first place in each Class as well as Dam and Daughter for Registered and Grade Holsteins.

**Miller & Sons Supermarket** - All ribbons. Trophy to Champion and Rosette to Reserve Champion in each division.

**P&D Livestock and Grain** - Awards to first placet in each class for Ayrshire, Brown Swiss, Guernsey, Jersey and Milking Shorthorn.

## **Exhibiting a cow at this year's Fair...** **Enter her in the VAS Miss Q Contest!**

### **Friday, July 22 - 5:00 p.m. Pavilion 2 - Showring A** **Following the Grade Holstein Show**

#### Rules:

1. Open to all 4-H, FFA and Dairy Breed Association exhibitors enrolled in the dairy project with registered or grade dairy cows entered at the Fair.
2. Eligible animals must be on a processed DHI testing program. Cows on Profitest are not eligible.
3. Cows must be identified with an official number (i.e. registration or official eartag) that corresponds to the identification reported on the cow's DHI record.
4. Class Entry - Can be entered in FairEntry!
  - a. Classes are based on the cow's number of lactations and include: Lactation 1, 2, 3 and 4 or greater.
  - b. Only animals pre-entered for the Miss Q contest submitted with Fair entries are eligible to participate in the contest and corresponding auction.
  - c. Each exhibitor entering the contest must submit a minimum of two (2) names and addresses of potential buyers with their entry. **\*Free admission tickets will be provided to potential buyers.\***
  - d. An Udder Health Management Cow List or an Individual Cow Record (ICR) from May 2022, or most current DHIA test day must be uploaded via FairEntry at the time exhibitor submits entries for the Fair, or emailed to the Fair ([fair@wdexpo.com](mailto:fair@wdexpo.com)) by June 25th.
5. Winning Entries
  - a. The animal in each class with the lowest lactation Average Linear Score will be declared the winner.
    - i.) The Average Linear Score used in the competition will be for the current lactation as long as the cow has more than two tests.
    - ii.) If a cow has less than two tests recorded in the current lactation, the Average Linear Score used in the competition will be from her previous lactation.
    - iii.) Dry Cows are eligible for the competition.
    - iv.) Cows shown in a dry cow class, that do not have a recorded dry date, will compete using the Average Linear Score from the current lactation.
    - v.) Cows showing in a dry cow class that do have a recorded dry date will compete using the Average Linear Score from the recently completed lactation.
  - b. In case of tie, the animal with the most test dates in that lactation will be declared the winner.
  - c. If a tie cannot be broken, all animals with the lowest lactation Average Linear Score in that lactation class will sell one (1) pitcher of milk in the auction.
  - d. If a lactation class has no entries, there will be no winner for that class. Another class cannot have two winners to make up for the class with no entries.
6. Each exhibitor is allowed to win only one (1) Miss Q Contest lactation class and thereby sell only one (1) pitcher of milk.
7. Each Exhibitor may only participate in one (1) Miss Q Contest per year.
8. VAS will recognize and award only one winner in each of the lactation classes, except in case of a tie as stated in 5b. If each class does not have an entry, the number of winners will be adjusted accordingly as stated in rule number 5d above.
9. Winning exhibitors will receive the proceeds from the sale one (1) pitcher of milk, less a 3% Dane County Fair Association Fee. Companies/individuals purchasing a pitcher will be invoiced by the Dane County Fair. The Dane County Fair will pay the participants, less 3%, once payment from purchasers has been received.
10. For more information about the Miss Q Contest please call Pam Allen at (608) 333-1699. Or if you have questions regarding the awards contact your local DHI Field Technician or Regional Sales Manager at 1-800-236-0097.

## BEEF CATTLE Department 2

### Check-In:

Wednesday, 12 - 7 p.m., Dairy/Beef Check-In:  
Pavilion 2 - Near Door 21

### Market Class Weigh-in:

Wednesday, 5 - 7 p.m., Pavilion 2 - Near Door 21

### **Mandatory Parent and Exhibitor Meeting Thursday, July 21, 8 a.m., Showing**

### Judging:

Thursday, 9 a.m., Pavilion 2 - Showing A, Danish Judging  
Class H Market Beef  
Class J Showmanship  
Classes A - G and I Beef Breeding

### Department Chairperson:

Jan Horstmeyer - (608) 837-8866  
John Hornung - (608) 698-1823

### Superintendents:

Jan Bakken, Mike Chadwick, Zeth Engel, Kay Hoffman, Derek Horstmeyer, Jake Kluever, Todd Kluever, Rhonda Knapp, Jen Kramer, Chris Meinholz, Rod Meinholz, Gretta Nyhus, Trina Pauli, and Carlie Rademacher

### Eligible 4-H Project Areas: Animal Sciences - Beef

**BEEF MARKET STEERS ARE LIMITED TO ONE WEIGH-IN  
PER ANIMAL AT CHECK-IN. NO WET ANIMALS WILL BE  
WEIGHED.**

*Please reference #9 of the Meat Animal Sale regulations for details.*

**\*\*NO BARK WILL BE PROVIDED FOR ANIMAL BEDDING\*\*  
\*\*EXHIBITORS MUST PROVIDE THEIR OWN BEDDING\*\***

*\*\*Due to the unknowns associated with COVID-19, ALL information  
listed in the Dane County Fair Premium Book is subject to change  
at the Fair Board's discretion.\*\**

### Regulations:

1. All County Fairs Rules and Regulations of Animal Health applicable to cattle (outlined in the front of this Premium Book) must be met.
2. All County and District Fair Wisconsin Administrative Code Regulations applicable to cattle (outlined in the front of this Fair Book) must be met.
3. All exhibitors must read and adhere to the Youth Animal Exhibitor Code of Practice as stated on page 12.
4. All beef animals must be checked by a veterinarian at the Veterinarian Check-in at the northeast side of Pavilion 2 on arrival before going to their stalling locations.
5. **All animals need official I.D.:** Heifers: tattoo, Steers: RFID tags. The last four digits of these I.D. tattoos and RFID tags must be listed on your fair entry form.
6. In order to be eligible for entry and show, **all steers must be RFID tagged and weighed** on the designated Dane County Beef Weigh-In Day. If tag is lost, exhibitor must contact the Extension Office and Department Chair to report the missing tag(s).
7. **All beef exhibitors (heifer and steer) must meet YQCA requirements. Youth must complete a training program each year by either attending an in-person session or completing an online course.** Visit <https://fyi.uwex.edu/dane4hyouth/4-h-projects/livestock/> for more information. Exhibitors must also attend one additional beef educational qualifying meeting. The beef education requirement form must be on file with the Extension Office by **June 15. Youth must upload YQCA and**

**Education Requirement Forms online. No mailed forms will be accepted.** Exhibitors who have not met these requirements will be ineligible to exhibit beef projects at the Fair.

8. Market animals entering the showing for selection of Grand and Reserve Grand Champion must be eligible for and meet the qualifying conditions for the Dane County Meat Animal Sale.
9. All beef exhibits must be in place by 7 p.m., Wednesday.
10. All beef animals must be housed in the Beef Area of Pavilion 2. All stalls will be assigned by the superintendents.
11. All exhibitors are responsible for the general housekeeping and clean-up in their area. Livestock exhibitors must clean-up after their animals and immediately dispose of waste in an appropriate manner. Please provide your own tools and equipment for clean-up. No common water tubs. **No floor fans allowed in aisles in Pavilion.** Fans must be securely attached. No cords intended to be in place all week are allowed on the floor. No wheelbarrows should be left with manure. No feed pans or water buckets should be left in pens with animals during the day. **ALL FITTING CHUTES MUST BE REMOVED BY 9 a.m. FRIDAY.**
12. **No portable misting or sprinkler systems may be used.** Discretion by Superintendents and Fair Administration will be used based on weather conditions.
13. All animal entries must have the provided Dane County Fair animal information card displayed with their animal's information. No farm advertising is permitted in the youth animal exhibit area.
14. All animals exhibited must be the result of beef project work that has been signed up for through the County Extension Office, FFA Chapter (exhibitor is listed on County Extension Office or on FFA records as a project member), or junior breed association.
15. Exhibitor is limited to a total of five (5) animals in the Junior Beef Department with not more than three (3) steers or Beef Market Lot animals. Exhibitor may enter only one animal per lot in the breeding classes.
16. Managerial breeding stock is allowed. A managerial animal is an animal that is under the daily care of, but not owned by, the exhibitor. The animal must comply with the beef project requirements of the organization under which the participant is exhibiting the managerial animal.
17. All purebred junior calves, senior heifer calves, summer yearling heifers, junior yearling heifers, senior yearling heifers and cows must be registered in the exhibitor's name before **May 1** of the exhibit year to be shown on an ownership basis. Registration papers shall be submitted to the beef superintendent at check-in.
18. Grooming, fitting and clipping of show animals while on exhibit at the Fair is limited to the exhibitor, the exhibitor's immediate family (defined as father, mother, grandparents, sister, brother or legal guardian or stepparent with proof of relationship) and/or other participating Dane County Fair Beef member junior exhibitors. Managerial animals cannot be fitted by the owner unless the owner is a junior or related as stated previously. Fitting includes, but is not limited to, the day to day management practices of feeding, exercising and show preparation. Failure to comply with this rule will result in animal disqualification, immediate exhibitor disqualification and possible future exhibitor disqualification.
19. All animals must be shown by the project member unless special permission, to do otherwise, is given by the superintendent in charge.
20. In pair classes and cow-calf classes, additional handler must be a current year Beef project member.
21. In breeding stock, if the breed characteristic includes horns, they **must** be capped while on grounds.
22. **BREED CLASSIFICATION**  
**ANGUS:** Registration papers from the American Angus Association must show parentage to be 100% registered Angus.  
**HEREFORD:** Registration papers from the American Hereford Association must show parentage to be 100% registered Hereford.  
**SHORTHORN:** Registration papers from the American Shorthorn Association must indicate that the animal is of 15/16 Shorthorn parentage or higher. These registration papers are red.

**SIMMENTAL:** Registration papers from the American Simmental Association must indicate that the animal is 7/8 Simmental parentage or higher.

**ANY OTHER BREED HIGH PERCENTAGE:** Registration papers from respective breed associations, must indicate the animal is 75% or greater of respective breed parentage. Does not include Angus, Hereford, Shorthorn or Simmental breeds.

**ALL BREEDS LOW PERCENTAGE:** Registration papers from respective breed associations for animals that do not meet the above listed criteria for those breeds (Shorthorn less than 15/16, Simmental less than 7/8 and all other breeds less than 75%)

**CROSSBRED:** Animals not meeting the above requirements or without registration papers will be considered unregistered and will be shown in the crossbred class.

**23. Base Dates:**

**Junior Calf:** Born on or after January 1, 2022. Must be 4 months day of show

**Senior Calf:** Born on or after Sept. 1 - Dec. 31, 2021

**Summer Yrlg:** Born on or after May 1 - Aug. 31, 2021

**Junior Yearling:** Born on or after Jan. 1 - April 30, 2021

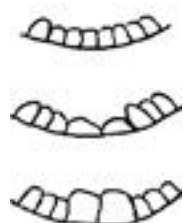
**Senior Yearling:** Born on or after Sept. 1 - Dec. 31, 2020

**24. A separate entry into Showmanship is required. Exhibitors will not automatically be entered in Showmanship.**

**Market Steer Regulations**

1. Steer or market animal ownership must be established as of January 1 of the exhibit year. All steers or market animals must be owned by the exhibitor.
2. All steers will be mouthed.

**Typical mouth of calf at various ages:**



- a. 18 Months - Eight temporary incisors. Eligible to show and sell.
- b. 22 Months - Two temporary incisors lost and being replaced by permanent teeth. Refer to Meat Animal Sale regulations or requirements. This animal would be disqualified (not allowed to sell) from the Meat Animal Sale, but allowed to show.
- c. 26 Months - Two permanent incisors in place. Permanent incisors are about three times the size of temporary incisors. This animal would not be allowed to show or sell. If you are not sure of your calf's age, check its teeth before coming to show.

3. No horns longer than 1" allowed on market steers.
4. Steers will be divided into groups within lots by weight (groups will be determined by superintendents after they are weighed). The groups will be posted in the Beef area of Pavilion 2.
5. If 16 or more animals are entered in a breed lot, the lot may be divided into two or more equal groups at the discretion of the beef superintendent. If one exhibitor has two steers in the same weight group, he/she can still show both having one entry advanced to the next weight group.
7. If two or more animals are entered under the same lot number, each animal must be entered separately (example Class H, first animal Lot 1 - 1; second animal Lot 1 - 2).

Premiums:	Blue	Red	White	Pink
Junior Heifer Calf	\$9	\$8	\$7	\$5
Senior Heifer Calf	\$11	\$9	\$7	\$5
Summer Yrlg Hfr	\$11	\$9	\$7	\$5
Jr. Yearling Heifer	\$11	\$9	\$7	\$5
Sr. Yearling Heifer	\$11	\$9	\$7	\$5
Cow (age 2 & over)	\$8	\$7	\$6	\$5
Pair of Calves	\$6	\$5	\$4	\$3
Market Beef	\$8	\$7	\$6	\$5
Showmanship	\$3	\$2.50	\$2	\$1.50
Herdsmanship Award	\$5	\$3	\$2	\$1

**CLASS A. Black & Red Angus**

- 1) Junior Heifer Calf (must be 4 months of age to show)
- 2) Senior Heifer Calf
- 3) Summer Yearling Heifer
- 4) Junior Yearling Heifer
- 5) Senior Yearling Heifer
- 6) Beef Cow (age 2 and older) with calf born after January 1st of the current year

**CLASS B. Hereford**

- 1) Junior Heifer Calf (must be 4 months of age to show)
- 2) Senior Heifer Calf
- 3) Summer Yearling Heifer
- 4) Junior Yearling Heifer
- 5) Senior Yearling Heifer
- 6) Beef Cow (age 2 and older) with calf born after January 1st of the current year

**CLASS C. Shorthorn**

- 1) Junior Heifer Calf (must be 4 months of age to show)
- 2) Senior Heifer Calf
- 3) Summer Yearling Heifer
- 4) Junior Yearling Heifer
- 5) Senior Yearling Heifer
- 6) Beef Cow (age 2 and older) with calf born after January 1st of the current year

**CLASS D. Simmental**

- 1) Junior Heifer Calf (must be 4 months of age to show)
- 2) Senior Heifer Calf
- 3) Summer Yearling Heifer
- 4) Junior Yearling Heifer
- 5) Senior Yearling Heifer
- 6) Beef Cow (age 2 and older) with calf born after January 1st of the current year

**CLASS E. Crossbred**

Includes beef crossbred and beef-dairy crossed females

- 1) Junior Heifer Calf (must be 4 months of age to show)
- 2) Senior Heifer Calf
- 3) Summer Yearling Heifer
- 4) Junior Yearling Heifer
- 5) Senior Yearling Heifer
- 6) Beef Cow (age 2 and older) with calf born after January 1st of the current year

**CLASS F. Any Other Breed (Purebred, Percentage, registered entries only)**

- 1) Junior Heifer Calf (must be 4 months of age to show)
- 2) Senior Heifer Calf
- 3) Summer Yearling Heifer
- 4) Junior Yearling Heifer
- 5) Senior Yearling Heifer
- 6) Beef Cow (age 2 and older) with calf born after January 1st of the current year

**CLASS G. Low Percentage Animals**

- 1) Junior Heifer Calf (must be 4 months of age to show)
- 2) Senior Heifer Calf
- 3) Summer Yearling Heifer
- 4) Junior Yearling Heifer
- 5) Senior Yearling Heifer
- 6) Beef Cow (age 2 and older) with calf born after January 1st of the current year

**All animals must list last 4-digits of I.D. tattoo or RFID ear tag on entry form.**

## CLASS H. Market Beef

- 1) Angus Market Steer
- 2) Hereford Market Steer
- 3) Shorthorn Market Steer
- 4) Simmental Market Steer
- 5) Beef Crossbred Market Steer (includes beef & beef-dairy crosses)
- 6) Any Other Breed High Percentage Market Steer (does not include any crossbred)
- 7) All Breeds Low Percentage Market Steer
- 8) Dairy Market Steer (sire and dam are dairy breeds)

## CLASS I. Pair of Calves

- 1) Pair of two females (shown by one exhibitor in two age lots or breeds)
- 2) Pair of steers (shown by one exhibitor in two weight lots or breeds)

## CLASS J. Best Club Group

- 1) A club group in this class shall consist of four animals of any breed that have been regularly entered and exhibited by their club in the Fair by at least three different exhibitors. The animals may be either heifers, steers or a combination. Each club group is limited to one entry of four animals. Premiums given to top 5 clubs as follows: \$6, \$5, \$4, \$3, \$2.

## CLASS K. Beef Showmanship

**Regulations:** An entry into Class K: Showmanship specifically, is required. Automatic entries are not made. Exhibitor must show their own exhibited animal from previous listed classes. Animal may be steer or heifer. Score card used by Judging Showmanship Contest (total 100%):

Fitting animals	30%
Showing own animal	40%
Ring manner/appearance	20%
Showing other animals	10%

### Lots:

- 1) Grades 3 - 5
- 2) Grades 6 - 8
- 3) Grades 9 - 10
- 4) Grades 11+

## CLASS L. Beef Herdsmanship Award

**Regulations:** Awarded on a club basis. Chapters and clubs are judged on how well they keep their animals, alleys, feed, wash racks, between barns, etc. in a neat and orderly fashion. Entry by club only. Award will be based on:

1. The cleanliness and neatness of livestock exhibit.
2. The attractiveness of feed, bedding and equipment storage.
3. The immediate disposal of waste.
4. The cleanliness and neatness of aisles. **Chores must be done and all animals out of the aisles by 9 a.m. daily during the Fair.**
5. Safety and courtesy of club members to each other, leaders, superintendents, judges and spectators.
6. Added consideration will be given to groups with all identification cards and award stickers posted.

### Lot:

- 1) Herdsmanship Exhibit

### Special Awards and Sponsorships:

**The WPHA Women-Pollettes** will present awards to the top show person of Polled Hereford cattle in the 4-H, FFA Organizations, and Junior, Intermediate and Senior groups.

**Horstmeyer Family** - Best Rate of Gain Market Steer

**David Horstmeyer Family** - Showmanship Awards

**Scott Construction, Inc.** - Trophy for Champion of each Beef Showmanship age grouping and to overall breed champions.

**Miller & Sons Supermarket** - All ribbons. Rosettes for Reserve Champions in Showmanship and Breed Championships.

**Breed Championship:** Open to 1st place blue ribbon winners. 2nd Blue is held at ringside, if that class's 1st Blue animal is selected, then the 2nd Blue shall become eligible. Trophy to Champion and rosette to Reserve Champion. Overall Grand Champion and Reserve Grand Champion Female and Steer (selected from all breed champions) Champion and Reserve Champion Female (each breed) Champion and Reserve Champion Steer (each breed)

### **Herdsmanship Award Sponsors:**

**Chadwick Angus, Hull Blackstone Cattle Co., Huston Farms, David & Trina Pauli & Family, and Strasburg Angus - Andy & Amy**



## SWINE Department 3

### Check-In:

Wednesday, 9 a.m. - 7 p.m., Arena Building

All hogs must be in the Arena Building by 7 p.m.

**Mandatory Exhibitor Meeting Wednesday at 7:30 p.m.**

### Market Class Weigh-in:

Wednesday, 4 p.m. - 7 p.m., Arena Building

### Judging:

All Classes: Friday, 8 a.m., Conference Judging

### Project Photo:

A photo (.jpg format) of each contestant with the swine they expect to sell in the Meat Animal Sale must be emailed to [richard.straub@wisc.edu](mailto:richard.straub@wisc.edu) on or before **July 9, 2022** to be included in the Meat Animal Sale presentation. Title the email: DANE COUNTY SWINE PHOTO. Identify individual exhibitors by the name they want displayed for the sale.

### Department Chairperson:

Dick Straub - H:(608) 455-6583 or C:(608) 216-6305

Blayne Outhouse - (608) 669-0105

Kelli Outhouse - (608) 669-0516

**Superintendents:** Jillian Beaty, Chad Brickl, Joe Henningfield, John Hornung, James Howard, Ron Russell, Hailey Schulenberg, Brian Straub and Sheryl Theobald

**Eligible 4-H Project Areas:** Animal Sciences - Swine

**Swine are limited to one weigh-in per animal at Fair weigh-in**

### **The DCF Swine Show is NON-TERMINAL**

All swine must have a PRRS (Porcine Reproductive and Respiratory Syndrome) and PEDv (Porcine Epidemic Diarrhea virus) test of the herd of origin within 90 days of the exhibition. Include test date, type, and results on the CVI. For swine originating from herds with positive tests, include the herd plan number on the CVI. **All exhibitors are responsible for taking pigs home, or to slaughter, including those sold in the Meat Animal Sale.** Animals are released at 6:00 p.m. Sunday. **\*\*NEW FOR 2022\*\*** Swine unable to load out Sunday evening due to biosecurity purposes may be left overnight. Remaining Swine must be removed between 6:30 - 7:30 a.m. Monday morning. **Families electing this option MUST designate their intent at Swine registration or the overnight hold will not be allowed.**

**\*\*Due to the unknowns associated with COVID-19, ALL information listed in the Dane County Fair Premium Book is subject to change at the Fair Board's discretion.\*\***

### Regulations

1. **Use of Ractopamine (Paylean) in DCF swine is prohibited.** This action was taken to insure a market for all show swine. **If use is detected, the exhibitor will face loss of exhibiting privileges (similar to use of other banned or illegal drugs).** Exhibitors will be required to certify (at weigh-in) that ractopamine has not been fed to their hogs.
2. Exhibitors are responsible for meeting State, County and District Fair Rules and Regulations of Animal Health as printed in the front of this book. **DATCP has recommended all swine should be vaccinated for influenza; be sure to follow label directions.**
3. All exhibitors must read and adhere to the Youth Animal Exhibitor Code of Practice as stated on page 12.

4. All exhibitors are responsible for daily general housekeeping in their area. Livestock exhibitors must clean-up after their animals and regularly dispose of waste in an appropriate manner. All hogs must be fed, watered and pens cleaned by 9 a.m. each day of the fair. Swine exhibitors are encouraged to have waterers in pens at the Fair. Please provide your own tools and equipment for clean-up. Department superintendents will explain proper procedures for the department.
5. An exhibitor is limited to not more than three (3) hogs of which only two (2) per sex are shown. e.g. Two (2) market barrows and one (1) market gilt, or one (1) market barrow and two (2) market gilts. Classes are determined by final weigh-in weights, so there is a chance an exhibitor can have two animals in one class if they are the same breed and close to the same weight.
6. Barrow and Gilt information:
  - a) All barrows & gilts will be weighed on check-in day to determine final weight and arrange classes.
  - b) All barrows & gilts must be identified by **breed and ear notch identification** at the County Spring Swine Registration, April 23 from 9:00 - 11:00 a.m. at the 4-H Extension Office. Failure to provide ear notch information will prevent registration of that animal. Additional details will be announced on the Dane County 4-H Youth Development website. All swine registered will be provided with an RFID tag to be placed in the ear by the exhibitor or their representative. Cost of the RFID tag will be \$5 per animal. The records of the official ear notch and RFID tag will be verified at the Fair weigh-in. The information at weigh-in must match that provided at registration for the animal to be eligible to show. **If an exhibitor is found to be swapping animals he/she will forfeit premiums, Meat Animal Sale income, and be banned from exhibiting at the Dane County Fair for two years.** It is illegal, by state law, to remove RFID tags. **All registration material must be returned or delivered (not postmarked) to Richard Straub, 292 Glenway Road, Brooklyn, WI 53521 on or before May 7, 2022.** Failure to provide this will result in loss of exhibiting privileges. For point of reference, **the suggested minimum weight is 60-90 pounds at the Spring Swine Registration.** Be aware of and use your own herd data to predict the rate of gain to insure that you meet the required weights listed in (c).
  - c) All hogs must meet the weight requirements of 230 - 300 pounds on the final weigh-in day to be eligible for the Meat Animal Sale.
  - d) Required to sell at the Dane County Meat Animal Sale (see sale requirements) will be the Champion & Reserve Champion market barrows. Elimination from the sale will be based on the lightest weight in the 230 to 300 weight range.
  - e) **\*\*NEW THIS YEAR\*\*** Breeding gilts may not be shown as both a market gilt and a breeding gilt. **Breeding gilts are not eligible for the Meat Animal Sale.**
  - e) **\*\*NEW THIS YEAR\*\*** All gilts must be farrowed prior to March 1.
7. All swine exhibitors must meet **YQCA requirements. Youth must complete a training program each year by either attending an in-person session or completing an online course.** Visit <https://fyi.uwex.edu/dane4hyouth/4-h-projects/livestock/> for more information. Exhibitors must also attend one additional swine educational qualifying meeting. A copy of the swine education requirement form must be on file with the Extension Office by **June 15. Youth must upload YQCA and Education Requirement Forms online. No mailed forms will be accepted.** Exhibitors who have not met these requirements will be ineligible to exhibit swine projects at the Fair.
8. Market animals entering the show ring for selection of Grand and Reserve Grand Champion must be eligible for and meet the qualifying conditions for the Dane County Meat Animal Sale.
9. A Swine Department Superintendent must inspect all health papers and animals **before** unloading.
10. Swine exhibits must be **owned** by the exhibitor prior to April 15 of exhibit year.

11. Hurdles will be furnished by the Dane County Fair Association. However, exhibitors may use their own hurdles if no farm name is used.
12. Purebred and crossbred barrows & gilts may be shown. Purebreds must represent the breed. For all purebreds (barrows and gilts) original pedigree forms, from the purebred organization, must be presented in the name of the exhibitor and/or the exhibitor's family. If a pig does not have pedigree papers, it will default to the appropriate crossbred class.
13. Barrows & gilts will be shown in separate lots on Friday.
14. The Exhibitor must designate their sale animal on Wednesday at weigh-in. Performance information will be available.
15. No straw will be used for bedding. Wood shavings are required.

<b>Premiums:</b>	<b><u>Blue</u></b>	<b><u>Red</u></b>	<b><u>White</u></b>	<b><u>Pink</u></b>
Class A	\$6	\$5	\$4	\$3
Class B	\$4	\$3	\$2.50	\$2
Class C	\$5	\$3	\$2	\$1

### **CLASS A. Swine**

	<u>Chester White</u>	<u>Duroc</u>	<u>Hampshire</u>	<u>Poland China</u>	<u>Spot China</u>
Market Barrow	1)	2)	3)	4)	5)
Market Gilt	10)	11)	12)	13)	14)
<b>**NEW THIS YEAR**</b>					
Breeding Gilt	19)	20)	21)	22)	23)

	<u>Yorkshire</u>	<u>Berkshire</u>	<u>Other Breeds</u>	<u>Crossbred</u>
Market Barrow	6)	7)	8)	9)
Market Gilt	15)	16)	17)	18)
<b>**NEW THIS YEAR**</b>				
Breeding Gilt	24)	25)	26)	27)

**\*\*NEW THIS YEAR\*\*** The Swine Committee reserves the right to combine lots if there are less than two pigs in a lot(s). Combined lots will be designated as "Any Other Breed".

### **CLASS B. Swine Showmanship**

- 1) Grades 11+
- 2) Grades 9 - 10
- 3) Grades 7 - 8
- 4) Grades 5 - 6
- 5) Grades 3 - 4

### **CLASS C. Clean Barn Exhibit**

**Regulations:** Awarded on small herd and large herd based on number of hogs on Wednesday of the Fair and judged during the Fair on the following criteria (entries by club only):

1. All hogs must be fed, watered and pens cleaned by 9 a.m. each day of the Fair.
2. Cleanliness and neatness of the exhibit.
3. Attractiveness of feed, bedding and equipment storage.
4. Regular cleaning of pens and disposal of waste.
5. Cleanliness and neatness of aisles.
6. Safety and courtesy toward exhibitors, leaders, superintendents and spectators.
7. Official identification cards and award stickers posted.
8. Having decorations displayed.

#### **Lot:**

- 1) Clean Barn Exhibit

#### **Special Awards and Sponsorships:**

**Ziggy's Piggy Farm** - Trophies for Clean Barn Award. Large and small herd.

**Dane County Pork Producers** - Premiums for Swine Clean Barn (large and small herd).

**Scott Construction, Inc.** - Trophies for Grand Champion Barrow, and five Showmanship Champions.

**Miller & Sons Supermarket** - All ribbons. Rosettes for each of the Breed Champions and Reserve Champions in barrows and gilts.

## SHEEP Department 4

### Check-In:

Wednesday, 9 a.m. - 7 p.m., Pavilion 2 - near Door 19

### Market Class Weigh-in:

Wednesday 5 p.m. - 7 p.m., Pavilion 2

**All market lambs must have a scrapie tag in at weigh-in.  
Sheep limited to one weigh-in per animal.**

### Judging:

Thursday, Pavilion 2, Showing B, Conference Judging  
2 p.m., Class C Market Lots, followed by Class A & B Breeding  
Stock and Class E Showmanship  
**\*\*Schedule subject to change per judge instruction\*\***

### Department Co-Chairpersons:

Jerry Ace - (608) 628-7309  
David Ace - (608) 835-5264  
Lauren Ace - (608) 520-1578

### Superintendents:

Justine Ace, Romaine Ace, Ferron Havens, Leonard & Linda  
Johnson, Carlie Rademacher, Ken Rankin and Chris Spilde

### Eligible 4-H Project Areas: Animal Sciences - Sheep

**\*\*Due to the unknowns associated with COVID-19, ALL information listed in the Dane County Fair Premium Book is subject to change at the Fair Board's discretion.\*\***

### Regulations:

- Exhibitors are responsible for having read State and County Fair Regulations and Animal Health Regulations as printed in the front of this book.
- All exhibitors must read and adhere to the Youth Animal Exhibitor Code of Practice as stated on page 12.
- All exhibitors are responsible for the general housekeeping and clean-up in their area. Livestock exhibitors must clean up after their animals and dispose of waste in an appropriate manner. Please provide your own tools and equipment for clean-up.
- All breeding sheep must be owned on or before May 31 of exhibit year. Market lambs must be owned by May 1, 2022. Market lambs will be tagged on May 7, 2022 at the Stoughton Fairgrounds from 9:00 - 11:00 a.m. Exhibitors may tag up to 10 lambs at \$2.00 per head. Market lambs must have attached scrapie tags by May 7, 2022.
- Exhibitors are limited to not more than 11 animals from all breed lots (including market and feeder lambs).
- All purebred sheep must have breeder's and association tags (for the breeds that have them) in the ear. The superintendent will check papers on Wednesday. Mouth must be right with papers.
- Pens will be assigned by the superintendents.**
- Management health suggestion (not mandatory): Exhibitors are encouraged to vaccinate their exhibits for contagious sheep diseases. Check with your 4-H leader, FFA advisor, local veterinarian or Dane County UW-Extension Office for information.  
**All sheep MUST have scrapie tags in order to exhibit, including Market Lambs.**
- No muzzles on sheep.
- No icing, drenching or toweling of market lambs.
- No blankets or sweaters may be worn at weigh-in. All sheep will be checked for lamb fungus. Any sheep showing signs of lamb fungus will not be allowed to exhibit and must be removed from the Fairgrounds. An on-grounds vet will check to determine if an animal may stay or must be removed.**
- All sheep exhibitors (breeding and market) must meet YQCA requirements. Youth must complete a training program each year by either attending an in-person session or completing**

**an online course.** Visit <https://fyi.uwex.edu/dane4hyouth/4-h-projects/livestock/> for more information. Exhibitors must also attend one additional sheep educational qualifying meeting. A copy of the sheep education requirement form must be on file with the Extension Office by **June 15. Youth must upload YQCA and Education Requirement Forms online. No mailed forms will be accepted.** Exhibitors who have not met these requirements will be ineligible to exhibit sheep projects at the Fair.

- Market animals entering the show ring for selection of Grand and Reserve Grand Champion must be eligible for and meet the qualifying conditions for the Dane County Meat Animal Sale.
- Market lambs over 150 pounds are eligible to show, but are **NOT** eligible to sell. Lambs returning for champion selection **must** be eligible to sell. Lambs over 150 pounds are ineligible for champion selection.
- If the number of animals consigned exceeds 50 head for the Meat Animal Sale, selection of the 50 sale animals will be based on:
  - Grade of market animal and placing (see Meat Animal Sale information).
  - Intact ram lambs cannot be shown/sold as Market Lambs.
- All qualified sale lambs must be led to the sale ring.
- Base Dates:
  - Spring Lamb - Born on or after Feb. 16, 2022 for all breeds
  - Winter Lamb - Born Jan. 1 - Feb 15, 2022 for all breeds.
  - Fall Lamb - Born Sept. 1 - Dec. 31, 2021.
  - Yearling - Born in 2021 outside the date of birth limitations for Fall lambs.
  - Mature Ewe - Born before Jan. 1, 2021.

<u>Premiums:</u>	<u>Blue</u>	<u>Red</u>	<u>White</u>	<u>Pink</u>
Class A, B	\$5	\$4	\$3	\$2
Class C	\$3	\$2.50	\$2	\$1.50
Class D	\$3	\$2	\$1.50	\$1
Class E	\$3	\$2	\$1.50	\$1

### **CLASS A. Breeding**

	<u>Suffolk</u>	<u>Dorset</u>	<u>South-down</u>	<u>Tunis</u>	<u>Hamp-shire</u>	<u>Targhee</u>
<b>Rams</b>						
Yearling	1)	12)	23)	34)	45)	56)
Fall Lamb	2)	13)	24)	35)	46)	57)
Winter Lamb	3)	14)	25)	36)	47)	58)
Spring Lamb	4)	15)	26)	37)	48)	59)

	<u>Suffolk</u>	<u>Dorset</u>	<u>South-down</u>	<u>Tunis</u>	<u>Hamp-shire</u>	<u>Targhee</u>
<b>Ewes</b>						
Mature	5)	16)	27)	38)	49)	60)
Yearling	6)	17)	28)	39)	50)	61)
Fall Lamb	7)	18)	29)	40)	51)	62)
Winter Lamb	8)	19)	30)	41)	52)	63)
Spring Lamb	9)	20)	31)	42)	53)	64)

	<u>Oxford</u>	<u>Any Other</u>	<u>Natural Color</u>	<u>Cheviot</u>	<u>Dorper</u>	<u>Comm. Grade</u>
<b>Rams</b>						
Yearling	67)	78)	94)	105)	116)	130)
Fall Lamb	68)	79)	95)	106)	117)	131)
Winter Lamb	69)	80)	96)	107)	118)	132)
Spring Lamb	70)	81)	97)	108)	119)	133)

	<u>Oxford</u>	<u>Any Other</u>	<u>Natural Color</u>	<u>Cheviot</u>	<u>Dorper</u>	<u>Comm. Grade</u>
<b>Ewes</b>						
Mature	71)	82)	98)	109)	120)	134)
Yearling	72)	83)	99)	110)	121)	135)
Fall Lamb	73)	84)	100)	111)	122)	136)
Winter Lamb	74)	85)	101)	112)	123)	137)
Spring Lamb	75)	86)	102)	113)	124)	138)

## CLASS B. Breeding Pairs & Flocks

Pair and Flock classes will immediately follow individual classes by breed.

### Terms:

Pair of Lambs - A pair of lambs to include a spring, winter or fall ram, and a spring, winter or fall ewe lamb owned by exhibitor.

Flock of Three - A flock shall consist of three (3) animals: a ram (yearling or lamb), a ewe lamb, and a yearling ewe owned by exhibitor.

	<u>Suffolk</u>	<u>Dorset</u>	<u>South-down</u>	<u>Tunis</u>	<u>Hamp-shire</u>	<u>Targhee</u>
Pair of Lambs	10)	21)	32)	43)	54)	65)
Flock of Three	11)	22)	33)	44)	55)	66)

	<u>Oxford</u>	<u>Any Other</u>	<u>Natural Color</u>	<u>Cheviot</u>	<u>Dorper</u>	<u>Comm Grade</u>
Pair of Lambs	76)	87)	103)	114)	125)	139)
Flock of Three	77)	88)	104)	115)	126)	140)

## CLASS C. Market and Feeder Lambs

### Regulations

A market lamb may be either a ewe or a wether lamb. Intact ram lambs and feeder lambs do not qualify to show or sell as market lambs.

1. If two or more animals are entered under the same Lot number, each animal must be entered separately (example: Lot 1, first animal 1 - 1, second animal 1 - 2).
2. Exhibitor may show up to three (3) animals in Market Lots. Only one (1) may be sold. A feeder lamb is **not** a market lamb and is not eligible for the Meat Animal Sale.
3. All feeder and market lambs must have the RFID tag that was applied at the time of spring weigh-in present in their ear in order to be eligible to show.
4. Following the weigh-in, Lots will be divided into weight categories by the superintendents.

### Lots:

- 1) Market Lamb 105 - 150+ lbs.
- 2) Feeder Lamb under 105 lbs.

## CLASS D. Sheep Showmanship

### Lots:

- 1) Grades 11+
- 2) Grades 8 - 10
- 3) Grades 5 - 7
- 4) Grades 3 - 4

## CLASS E. Clean Barn Exhibit

### Regulation

Awarded on club basis. Entry by club only. Will be judged during the Fair on the following:

1. Cleanliness and neatness of the exhibit.
2. Attractiveness of feed, bedding and equipment storage.
3. Regular disposal of waste.
4. Cleanliness and neatness of aisles.
5. Safety and courtesy of club members to each other, leaders, judges, superintendents and spectators.
6. Added consideration will be given to clubs/chapters with identification cards and award stickers posted.
7. An award will be presented for Large and Small Club Clean Barn Exhibits.

### Lots:

- 1) Clean Barn Exhibit

### Special Awards and Sponsorships:

**Scott Construction, Inc.** - Breed Awards, Classes A, B & C: Top individuals in each breed and high grade (and any other breed) compete for Grand and Reserve Champion of Show.

**Luvern Warner Memorial Award** - This traveling trophy is awarded to an exhibitor who shows exemplary leadership and sportsmanship throughout the current year's sheep show.

**Miller & Sons Supermarket** - All ribbons.

# Little Shepherd Show

## When

Friday, July 22, 2022, 1 p.m.

## Where

Pavilion 2 - Showring B

## Who

Youth, 4 years through 2nd grade

Little Shepherds must be escorted by a Dane County Fair Youth Exhibitor and may exhibit a wool or hair breed. Little Shepherds are encouraged to wear a wool item for themselves and/or their animal. Sheep must be haltered and be borrowed with permission from a Dane County Fair exhibitor and shown in the Sheep or Exotic show.

Entry form and Contest details can be found on the Dane County Fair Website under Youth Exhibitors. See Premium Book - Sheep (Dept 4)

- Questions -

Florence Connors - (608) 832-4444

## 2022 MEAT ANIMAL SALE

### **Weigh-in: Wednesday of the Fair**

**Beef** 5:00 - 7:00 p.m.

**Swine** 4:00 - 7:00 p.m.

**Sheep** 5:00 - 7:00 p.m.

### **Sale:**

Friday at 6:45 p.m., Pavilion 2

**Chair:** Todd Kluever - (608) 273-3029

**Association Officers:** Blayne Outhouse, Trina Pauli, and Kay Hoffman

### **General**

The Dane County Meat Animal Sale is managed by the Dane County Meat Animal Sale Association. This association is an organization of interested persons whose purpose is the organization and operation of the Dane County Meat (Large) Animal Sale. This is an independent association and is not connected to the Dane County Fair Board, Dane County 4-H Leaders Association, UW-Extension Office or any other group.

*\*\*Due to the unknowns associated with COVID-19, ALL information listed in the Dane County Fair Premium Book is subject to change at the Fair Board's discretion.\*\**

### **Objectives**

1. To provide incentive for and to encourage participation in Beef, Swine and Sheep projects.
2. To provide livestock (Beef, Swine and Sheep) project members with a marketing opportunity.
3. To teach a greater understanding of livestock feeding, livestock marketing and meat animal science.

### **Weigh-in and Pre-Registration Information**

Winter/Spring animal weigh-in must be on the designated weigh-in or pre-registration (swine) date and at the approved location.

Youth ownership of animals is limited to the project member youth or his/her immediate family only. Immediate family is defined as: sister, step-sister, brother or step-brother.

### **Regulations**

The following requirements are in effect concerning the Dane County (Large) Meat Animal Sale. The requirements apply to all prospective participants and their consignments.

1. The Meat Animal Sale (MAS) is limited to beef, sheep and swine exhibitors who reside in Dane County. Out of county exhibitors belonging to a Dane County 4-H, FFA or other approved youth organization are subject to the following rules:  
Out of county exhibitors are **required** to meet all "in-county" exhibitor requirements, in addition to the following requirements, to be eligible to participate in the Dane County Meat Animal Sale:
  - a) Must meet the MAS exhibitor qualifications (meetings, dates) for two (2) years prior to selling and provide appropriate documentation to the Dane County Meat Animal Sale Committee (DCMASC) by June 15 each year.
  - b) Must exhibit in the species they plan on showing or qualifying for the MAS in for two (2) years prior to selling.
  - c) The DCMASC will limit the number of out-of-county animals that will sell to the top five in any one species.
  - d) Once a member of a family from an out-of-county family meets the above requirement, the other members of the immediate family (defined above), will not have to wait the two years.
2. Dane County Meat Animal Sale participants may not sell in another county fair meat animal sale in the same year they sell at the Dane County Meat Animal Sale. Proof of another county fair sale will make the exhibitor ineligible for the next Dane County Meat Animal Sale following the sale in question, as determined by the Dane County Meat Animal Sale Committee. The only exception would be selling at the Wisconsin State Fair.

3. Sale participants must be enrolled as a livestock project member with the Dane County Extension Office or a Dane County FFA Chapter before January 1 of the current year.
4. All consignments must be made from animals entered in the Dane County Fair.
5. All exhibitors wishing to participate in the Meat Animal Sale must complete the Sale Participation Agreement Form. This form will be distributed at the species weigh-in/identification and must be turned in immediately. Exhibitors must complete this Sale Participation Agreement Form for each species they intend on selling. Exhibitors who do not submit this form for each species are NOT eligible to sell - ONLY show that animal. **NOTE: It is not the responsibility of the Meat Animal Sale Association to track down misdirected forms or to process forms that are late.**
6. Sale animals must conform to Department of Agriculture animal health regulations and drug withdrawal times. Consignors will be required to sign drug withdrawal certificates at weigh-in. Animals not complying (or are found to be misrepresenting their animal) will be disqualified from the sale. Drug withdrawal forms must be filled out and signed by parent or legal guardian on entry day.
7. **ELIGIBILITY & QUALIFICATION for Grand and Reserve Grand Champion:** Market animals entering the show ring for each specie for selection of Grand and Reserve Grand Champion must be eligible for and meet the eligibility and qualification conditions for the Meat Animal Sale.
8. Livestock sold must meet the following weight requirements to qualify for the sale:
  - a) Steers: Straight/Crossbred Beef Breeds: minimum 950 lbs.
  - b) Steers: Dairy/Dairy Cross Breeds: minimum 1,200 lbs.  
Note: For any animals exceeding 1,500 lbs., that are sold in Dane County Meat Animal Sale, consignors/exhibitors will only be paid to 1,500 lbs., and buyers will only pay for 1,500 lbs.
  - c) Market Lambs: 105 - 150 lbs.
  - d) Hogs: 230 - 300 lbs.
9. Beef, Sheep and Swine are limited to one weigh-in per animal at check-in. Only rope halters are allowed at weigh-in for beef steers. Steers with neck straps will not be weighed until a rope halter is put on. All beef animals will be subjected to a live grade and point evaluation to prioritize steers for sale eligibility. Beef steers must grade "select plus" or better to sell. Only steers with no permanent teeth in place and all milk teeth in their mouths will be eligible to sell. Please see page 17, Market Steer Regulation #2 for an in-depth description.  
  
**Note: Exhibitors with more than one steer to be considered for the sale are required to bring all of those steers for weighing and grading at the same time. Decisions on which steer exhibitors will submit for sale must be made immediately at live grade assignment prior to leaving the scale area.**
10. Sale order is determined by drawing numbers. The Grand and Reserve Grand Champion Steer, Swine and Market Lambs will sell first. All above listed champions are to be sold in the Meat Animal Sale, provided Meat Animal Sale eligibility requirements have been met. An exhibitor (consignor) may sell two animals of different species in the Meat Animal Sale. In the event one exhibitor receives multiple Grand and/or Reserve Champions in one species, all Champions and Reserves sell.
11. Livestock purchased through the sale Friday do not become the responsibility of the purchaser until release time of the Fair (Sunday night or Monday morning). The consignor/seller:
  - a) Is responsible for feeding and care of animals through the duration of the fair.
  - b) Must check with the purchaser for any special arrangements until delivery is taken.



- c) Must deliver purchased animal to the purchaser (or representative/trucker/processor, etc) at that species' load out area at release time Sunday night.
12. Beef consignors/sellers must provide a rope halter with their consignment.
  13. If show rights on sold animals are to be retained, it is suggested the seller/consignor/exhibitor, for their own protection, obtain a signed release form from the buyer indicating he/she understands the concept associated with show rights and has agreed to allow the seller to retain those rights on the identified animal (animal identified by sale number and State Fair tag or other identifying data). A notation of how the sale of the identified animal will be addressed should the animal qualify for sale at another show also should be included. The release should be obtained before load out Sunday night and a copy should be left with the sales species load out representative then. **The Meat Animal Sale Association will not be responsible for any misunderstanding, damage or delays in delivery resulting from the granting of show rights to any consignor or seller.** An announcement to this effect will be made at the sale and included in any sale-related information.
  14. Since this a non-terminal Fair, exhibitors who sell at the MAS may be responsible for transporting their animal home on Sunday and then to the processor designated if the buyer wants the hog processed (unless the processor chooses to provide transport on Sunday afternoon). For swine retained by the exhibitor when the buyer chooses the premium option, the exhibitor must transport their animals back home Sunday evening. For youth that cannot take animals home due to biosecurity concerns, they must designate this at swine registration in April and will be allowed to keep their hogs at the Alliant Energy Center overnight. They must load out those animals between 6:30 and 7:30 AM on Monday morning for disposition directly to a market or processor.
  15. Substituting of animals is not allowed.
  16. In addition to champions, Sale quotas are 50 steers, 50 barrows/gilts and 50 lambs. Animals will be ranked for sale consignment eligibility based on show ring placing, live grade or points depending on the species. Consignors will meet before steer, swine and lamb shows to explain this provision if it is to be applied to that particular species. In the event that one or more species has less than the allotted sale quota(s), species with qualifying animals in excess of their quota (of 50) will be allowed to increase their number of sale animals up to a maximum of 156 animals in the sale, including the champions. If 2 species have excess qualifying exhibitors/animals, the specie with the greatest number of potential exhibitors eliminated from the sale will receive the first open sale consignment, with the species alternating in selection until the maximum number (156) of sale consignments has been met. If there is an odd number of open sale positions and equal numbers of qualifying exhibitors/animals facing elimination, a coin toss witnessed by the species superintendents will determine which specie gets the greater number of slots.
    - a) A sales commission of 4.5% will be deducted from each sale to provide sales promotion, buyer recognition, scholarships, exhibitor education, etc., to be given to the Dane County Meat Animal Sale Association.
    - b) An additional sales commission fee of 3% will be deducted from each sale. This fee goes directly to the Dane County Fair Association.
  17. Animals will be weighed and tagged on Fair check-in day to coincide with sale order.
  18. **Consignors are responsible for contacting, soliciting and providing buyers for their consignments at the sale. There is no guarantee as to sale prices.**
  19. Consignors are responsible for the behavior of their consignments both in and out of the sale ring. The Meat Animal Sale Association reserves the right to dismiss from the sale any animals that are a threat to the welfare of others including, but not limited to: consignors, volunteers, buyers and audience.

20. Any consignor/seller found violating any of these rules is subject to disciplinary action.
21. **All consignors must meet YQCA requirements.** Youth must complete a training program each year by either attending an in-person session or completing an online course. Visit <https://fyi.uwex.edu/dane4hyouth/4-h-projects/livestock/> for more information. Consignors/Exhibitors must also attend one additional educational qualifying meeting per species. **A copy of the beef/sheep/swine educational requirement card/form must be on file with the Extension Office by June 15, 2021. Youth must upload YQCA and Education Requirement Forms online. No mailed forms will be accepted.** Exhibitors who have not met these requirements will be ineligible to exhibit projects at the Fair, therefore unable to consign a project in the sale.
22. Exhibitors must cash their checks by November 15th in the year the animals were sold. A stop payment will be made on any auction check not cashed by November 15th and a \$100 fee will be deducted from the exhibitor's check when re-issued. Any fees associated with the re-issuing of lost checks prior to November 15th will also be deducted from the exhibitor's check.

## Dress A Critter Contest

Costume contests aren't just for Halloween!

Join us Sunday, July 24 at 11:15 a.m. in Pavilion 2, Showring B for the Dress A Critter Contest. Each club is encouraged to partner with a two or four-legged animal friend to show off your creativity and imagination!

### Contest Rules:

- One entry per club, one animal per entry
- Any animal species housed in Pavilions 1 and 2, and the Arena Building is eligible
- Each animal entry may be accompanied by a maximum of 4 club members (group entries are encouraged)
- Entry forms will be available in the Fair Office and must be submitted by 5 p.m. Saturday, July 23

**A special thank you to Compeer Financial for sponsoring this fun event!**



## DAIRY GOATS Department 5

### **Check-In:**

Wednesday, 1 - 8 p.m., Pavilion 2 - near Door 19

### **Judging:**

Saturday, 9:30 a.m., Pavilion 2 - Showring B

**Department Chairperson:** Melanie Miller - (608) 516-1278

**Eligible 4-H Project Areas:** Animal Sciences - Dairy Goat

*\*\*Due to the unknowns associated with COVID-19, ALL information listed in the Dane County Fair Premium Book is subject to change at the Fair Board's discretion.\*\**

### **Regulations:**

1. All Exhibitors must read and adhere to the Youth Animal Exhibitor Code of Practice as stated on page 12.
2. All goat exhibits must be in place by 8 p.m. on Wednesday.
3. Wisconsin-origin sheep and goats moving within the state of Wisconsin do not require a Certificate of Veterinary Inspection.  
**Animal's official ID must be provided at time of entry.**  
Official ID includes: Scrapie eartags; USDA 840 ear tags; legible breed tattoos; legible scrapie tattoos; and approved microchips (Electronic Identification/EID). Scrapie Flock ID numbers will also be recorded. See DATCP health regulations on page 8 for additional information.
4. All Lots will be judged on the Danish System, except Lots for Breeders Improvement and Produce of Dam which will be regular judging.
5. Exhibitors must have goat projects by May 1 of exhibit year except junior kids.
6. **All exhibitors** are responsible for the general housekeeping and clean-up in their area. Livestock exhibitors must clean-up after their animals and regularly dispose of waste in an appropriate manner.
7. Exhibitors must furnish their own feed, bedding and equipment.
8. Bucks or wethers are not to be shown.
9. All non-dairy goats including Angora and Pigmy are shown in the Exotic Department.
10. Goats with full natural horns may NOT be entered unless full natural horns are a standard for a specific breed.
11. **Base Dates:**  
Junior Kid - May 1 or later of exhibit year  
Intermediate Kid - March 1 - April 30 of exhibit year  
Senior Kid - January 1 - February 28 of exhibit year  
Junior Yrlg - At least 7 months but under 12 months of age  
Senior Yearling - At least 12 months but under 24 months of age (Not in milk.)

<b>Premiums:</b>	<b>Blue</b>	<b>Red</b>	<b>White</b>	<b>Pink</b>
Classes A	\$3	\$2.50	\$2	\$1.50
Classes B & C	\$5	\$4	\$3	\$2
Class D	\$3	\$2	\$1.50	\$1.00

### **CLASS A. Dairy Goat Showmanship**

(pre-entry required)

- 1) Senior - Grades 9+
- 2) Intermediate - Grades 6 - 8
- 3) Junior - Grades 3 - 5

### **CLASS B. Breeding**

**Seniors:** must have freshened including dry milkers. Junior Yearling and Senior Yearling in milk will show with Seniors under Age 2 in Lot 1.

- 1) Under age 2
- 2) Age 2 and under age 3

- 3) Age 3 and under age 4
- 4) Age 4 and under age 5
- 5) Aged Doe

**Juniors:** must NEVER have freshened

- 6) Junior Kid
- 7) Intermediate Kid
- 8) Senior Kid
- 9) Junior Yearling
- 10) Senior Yearling

### **CLASS C. Groups**

- 1) Breeders Improvement - To consist of a single entry of a dam and daughter. Judge will ask exhibitor about his/her breeding goals and if he/she has achieved them.
- 2) Produce of Dam - To consist of two animals of any age, produce of one dam. Both animals need not be owned by same exhibitor. Produce considered as a single entry.
- 3) Exhibitor's Herd - To consist of 3 does all owned by 1 exhibitor. One doe - age 2 and over; one doe - age 1 and under 2, and one doe under 1 year.

### **CLASS D. Clean Barn Exhibit**

**Regulations:** Awarded on a Club basis. Will be judged all during the Fair on the following (entry by club only):

1. Cleanliness and neatness of the exhibit.
2. Attractiveness of feed, bedding and equipment storage.
3. The regular disposal of waste.
4. The cleanliness and neatness of aisles.
5. Safety and courtesy of club members to each other, leaders, superintendents, judges and spectators.
6. Added consideration will be given to clubs and chapters with identification cards and award stickers posted.

### **Lot:**

- 1) Clean Barn Exhibit.

### **Special Awards and Sponsorships:**

**Miller & Sons Supermarket** - All ribbons. Trophy to Champion and Rosette to Reserve Champion in each division

**DANE COUNTY FAIR MASTER SHOWMAN CONTEST RULES**  
**Sunday, July 24, 2022 at 9:00 a.m. – Pavilion 2 - Showring B**  
**For questions: danecountyfair2900@gmail.com**

*\*\*Due to the unknowns associated with COVID-19, ALL information listed in the Dane County Fair Premium Book is subject to change at the Fair Board's discretion.\*\**

1. The following departments will participate in the Master Showman Contest: Dairy, Beef, Swine, Sheep and Dairy Goats.
2. Each species representative will be the winner of the following showmanship classes (5 participants):
  - Dairy: Overall Champion Showman
  - Beef: Senior Showman (Grades 11+)
  - Swine: Senior Showman (Grades 11+)
  - Sheep: Senior Showman (Grades 11+)
  - Dairy Goats: Senior Showman (Grades 9+)
  - If a winner from one of the above stated classes chooses not to participate in the Master Showman Contest, the option to participate will default to the second place winner in that class.
  - If a member is eligible to participate in the Master Showman Contest in more than one species, he/she must choose the species in which he/she will participate within one hour of winning the second species contest. The member must inform BOTH species Superintendents and the Fair office of his/her decision. The second place winner in their non-chosen species will have the option to participate.
  - All youth, excluding those who have previously been named Champion Master Showman, are eligible to participate in the Master Showman Contest.
3. Each participant will show their project animal first, then an animal from each of the other four species through rotation. If the participant's animal is not available, the participant is responsible for finding a replacement.
4. There will be five judges, one representing each species.
5. Each judge will use the same scorecard to evaluate each participant in the following categories: Animal & Equipment (first round only), Showing the Animal, Species Knowledge and Appearance/Attitude.
6. Five minutes will be allowed for the participants to show each species. The time keeper will notify the participants and the judges when one minute is left for each round. Please note - all species will be shown simultaneously in the same Showring. The rotation of species shown will be discussed at the pre-contest meeting.
7. If items such as a brush, show stick, comb, etc. are necessary to show your species, please bring them with you to the Master Showman contest. These items will be passed to the next participant who will show that species.
8. Each participant should wear the provided "Showmanship Award" t-shirt, jeans, boots, and belt so that their attire is not an issue for cross species showing.
9. Each participant must remain in the Showring at all times during the contest and wear the species identification harness provided by the Master Showman Contest committee.
10. Trophies will be awarded for 1st and 2nd place.
11. Cash prizes, courtesy of Boehringer Ingelheim, will be awarded
  - The winner of the Master Showman contest will receive \$75.
  - Second place will receive \$50.
  - Third place will receive \$40.
  - Fourth place will receive \$20.
  - Fifth place will receive \$15.
12. All Master Showman participants will meet in Pavilion 2 - Showring B at 5 p.m. on Saturday to review the rules.
13. No cell phones are allowed in the ring.
14. During the judging process, an announcer will give a short biography on each judge and participant and explain the contest rules/requirements. The announcer will also give a brief description of what the judges are looking for in each species.
15. In case of a tie, the judges will confer and break the tie.
16. The decision of the judges and the Master Showman Contest Committee are final.

# HORSE & PONY Department 6

## Judging:

All Horse & Pony Lots, Pavilion 1, Danish Judging.

**Department Chairperson:** Rachel Meek - (608) 516-8888

**Superintendents:** Sherry Combs, Kathryn Egeland, Rachel Meek, Noel Miller, Stacey Saari, Julie Wagner, and Samantha Wagner

**Youth Superintendent:** Charlotte Tompkins

**Eligible 4-H Project Areas:** Animal Sciences - Horse & Horseless Horse

*\*\*Due to the unknowns associated with COVID-19, ALL information listed in the Dane County Fair Premium Book is subject to change at the Fair Board's discretion.\*\**

## Education Requirements for Horse & Pony Exhibitors:

To exhibit any equine at the 2022 Dane County Fair, exhibitors must submit a completed educational requirements card, specific to their organization, following the submittal rules printed on the educational requirements card. The form must be submitted online by the June 15 deadline; postmarks do not count. If this requirement is not met, the exhibitor will not be eligible to show. NO exceptions will be made.

**\*\*NEW THIS YEAR\*\* Education Cards for both 4-H and Non-4-H organizations** can be found at the Dane County fair web page ([www.danecountyfair.com/pages/Education-Offerings.php](http://www.danecountyfair.com/pages/Education-Offerings.php))

## REGULATIONS (No Cloverbuds)

1. All exhibitors must read, sign and adhere to the Youth Animal Exhibitor Code of Practice as stated on page 12 in the front of the Fair Book.
2. Exhibitors are responsible for complying with State and County Fair Regulations contained in this fair book and the Horse and Pony Rules & Guidelines. A complete set of guidelines, rules and descriptions can be obtained through your club, Dane County Extension Office (website: <http://fyi.uwex.edu/dane4hyouth/4-h-projects/horse-pony>) or Dane County Fair Office (website: <http://www.danecountyfair.com/pages/Youth-Exhibits.php>).
3. Any Dane County Fair Department 6 Horse and Pony questions are referred first to the Dane County Fair Book. If they can not be answered there, they are then referred to the Department 6 Horse and Pony Rules & Guidelines and finally to US Equestrian Federation Rule Book.
4. Formal disputes and/or appeals should be referred to the front of this book under Rules & Regulations or contact the Fair Office.
5. It is a privilege to participate at the Dane County Fair, however, this privilege can be revoked by no less than three (3) Department 6 Superintendents. Exhibitors, parents, guardians, leaders and volunteers are expected to conduct themselves in an appropriate manner at all times.
6. **Abuse of any animal will be grounds for disqualification.**
7. Each horse and pony exhibitor, including horseless horse, must submit a Project Animal Declaration Form for their project animal(s) they intend to show. Only two animals may be shown. This must be submitted via online form no later than **May 1, 2022. If it is not received by 11:59 p.m. May 1, you will not be allowed to show. This rule will be strictly enforced.**
8. Animal Substitution Policy: If a declared animal dies or becomes lame or injured, you may request a substitution as follows:
  - a) Submit a written request prior to July 17, 2022 with a letter from your veterinarian as to the reason the animal will not be able to attend.
  - b) Send requests to Horse and Pony Dept. 6, Dane County Fair, PO Box 287, Oregon, WI 53575 or email to [danecountyfair2900@gmail.com](mailto:danecountyfair2900@gmail.com).

- c) All substitutions are evaluated on an individual basis and are subject to the superintendent's approval.
9. All horses/ponies are required to stable and remain on the fairgrounds Wednesday through Sunday. Animals that have a chronic health issue that does not allow them to be stalled for the duration of the Fair must submit a completed Trailing-In Request form, which can be obtained from the Dane County Fair website. This form must be submitted to the Fair Office for approval by July 17, 2022.
  10. On-Site Veterinarians may examine any horse at any time. Those found lame or posing a health hazard to themselves, other animals or people may be ordered off the fairgrounds.
  11. The age of an animal is determined as of January 1 of the current year. Stallions must have been born in the current year to be exhibited at the Fair.
  12. Exhibitors, including Horseless Horse, must electronically submit the appropriate information into FairEntry by June 2, 2022. Cancellations can be made by calling the Fair Office at (608) 469-2428 by 5 p.m. the Monday prior to the start of the Fair.
  13. All stalls will be assigned by the superintendents. All horses must exhibit in at least one lot in Department 6. Tack stalls are assigned depending on availability.
  14. Stall decorations can be taken down after 5:30 p.m. on Sunday. Horses cannot be removed before 6:30 p.m. on Sunday. If not followed, the Fair Office requires that the premiums for the entire club be forfeited.

## CHECK-IN

**All Animals and Exhibitors, including Horseless Horse exhibitors,** must be checked in on Wednesday the week of the Fair between the hours of 12 - 8 p.m.

The following must to be completed at check-in:

1. Complete a veterinary examination either by presenting your animal for inspection on Wednesday at horse check-in outside of Pavilion 1 or turning in an Intrastate/Interstate Certificate of Veterinary Inspection completed no sooner than July 13, 2022.
2. A negative EIA (Coggins) test is required for all equine. The test must have been conducted after July 19, 2021. A copy of this test is required to be turned in at check in. Horses may not enter the pavilion until this coggins has been turned in.
3. If multiple horses are listed on the Intrastate/Interstate Certificate of Veterinary Inspection, an individual copy of the form must be provided for each exhibitor's folder.
4. Review your class entries, verify they are correct and sign your folder.
5. Provide emergency contact information while at the Fair.
6. All equines entered as a pony (56" and under) will be measured at time of check in.

**No animals or exhibitors will be checked in to the Fair after 8 p.m. Wednesday. If you are not checked in, you may not show.**

## EVENTS AND CLASSES

1. An animal may not be shown in more than 10 lots unless it is being shared by family members or with a horseless horse member. The animal may then be shown in up to 12 lots.
2. Ten total lots are allowed per exhibitor.
3. Showmanship is mandatory for ALL exhibitors in Grades 3-8.
4. An animal may be shown in up to two (2) showmanship classes of different disciplines per exhibitor.
5. Hippology events are open to anyone on the fairgrounds. Time and location will be posted in Pavilion 1.
6. Fun Show will be held Thursday. Look for postings in Pavilion 1 for more information.
7. Some trail obstacles may be set up for practice prior to the show.
8. Exhibitor meeting, including elections for the Fair Superintendents and youth Superintendent will be held on Thursday. Time and location will be posted in Pavilion 1. All arenas will be closed during the meeting time. Project members, their parents or guardians and Horse Project Leaders are encouraged to attend, provide feedback, and vote. Any person interested in running for

a superintendent position should make their intentions known to a current superintendent at least one hour prior to the meeting.

9. **Club Showcase Award.** Awarded on a club/chapter basis. Award will be based on:
  - The cleanliness and neatness of project animal and stall area.
  - The immediate disposal of waste.
  - The cleanliness and neatness of aisles. Chores must be done by 9 a.m. daily during Fair.
  - Good sportsmanship among exhibitors, leaders, superintendents, judges and spectators.
  - Added consideration will be given to clubs/chapters with educational displays on Learning Lane and additional volunteer efforts during the Fair.
10. The Dane County Fair Horse and Pony Superintendents reserve the right to combine or divide lots in accordance with ATCP 160.04 and ATCP 160.07 in the front of this book. If a question arises, the judgment of the superintendents shall prevail.
11. **Lot Splitting:** If a riding lot has more than 18 exhibitors it will be split. The splits will exhibit separately and the top placings from each split will be brought back for a ride off. The split will be determined by the order listed in Pavilion 1. You must be checked in prior to the start of the lot even if you are in the second split to be able to show in this lot.
12. **Lot Combining:** Lots may be combined to a maximum of 18 exhibitors, but each lot will be judged separately.
13. Premiums will be awarded on the Danish System

<u>Premiums</u>	<u>Blue</u>	<u>Red</u>	<u>White</u>	<u>Pink</u>
Class A - S	\$7	\$6	\$5	\$4

### Fair Classes and Show Schedule

**\*\*Denotes State Qualifying Classes**

#### Thursday 1 p.m.

#### **CLASS A. English & Western Dressage**

No cross entering lots 1 - 3 and 4 - 5.

- 1) Dressage Introductory Level - Test A (exhibitor/horse combination that have won a blue in this lot must move to a different level test).
- 2) Dressage Training Level - Test 1
- 3) Dressage Training Level - Test 2
- 4) Western Dressage Introductory Level Test 2
- 5) Western Dressage Basic Level Test 2

#### Friday 11:30 a.m.

#### **CLASS B. Trail**

Trail Class walk through 11 - 11:30 a.m. without animals

- 1) Trail in Hand grades 6-13 (see Guidelines for eligibility)
- 2) Trail in Hand grades 3-5 (see Guidelines for eligibility)
- 3) Trail Obstacle Walk/Trot grades 6-13
- 4) Trail Obstacle Walk/Trot grades 3-5
- 5) Trail Obstacle Walk/Trot/Canter grades 12-13\*\*
- 6) Trail Obstacle Walk/Trot/Canter grade 11\*\*
- 7) Trail Obstacle Walk/Trot/Canter grade 10\*\*
- 8) Trail Obstacle Walk/Trot/Canter grade 9\*\*
- 9) Trail Obstacle Walk/Trot/Canter grade 8\*\*
- 10) Trail Obstacle Walk/Trot/Canter grade 7\*\*
- 11) Trail Obstacle Walk/Trot/Canter grade 6\*\*
- 12) Trail Obstacle Walk/Trot/Canter grades 3-5

#### Friday - Not to start before 5 p.m.

#### **CLASS C. Driving**

Time for technical inspection will be 30 minutes before your lot. Obstacle course walk through 30 minutes before start of the show without animals

- 1) Line Driving Obstacle (Exhibitor/Horse Combination may not show in any other driving lot)
- 2) Pony 38" and under Obstacle Driving\*\*
- 3) Pony over 38" Obstacle Driving\*\*
- 4) Horse Obstacle Driving\*\*
- 5) Therapeutic Driving (exhibitors must submit their program on check-in day between 12 - 8 p.m.)
- 6) Pony 38" and under Pleasure Driving grades 6-13\*\*
- 7) Pony over 38" Pleasure Driving grades 6-13\*\*
- 8) Pony 38" and under Pleasure Driving grades 3-5
- 9) Pony over 38" Pleasure Driving grades 3-5
- 10) Horse Pleasure Driving\*\*
- 11) Pony 38" and under Reinsmanship grades 6-13\*\*
- 12) Pony over 38" Reinsmanship grades 6-13\*\*
- 13) Pony 38" and under Reinsmanship grades 3-5
- 14) Pony over 38" Reinsmanship grades 3-5
- 15) Horse Reinsmanship\*\*

#### Saturday 8 a.m.

#### **CLASS D. Western In-Hand Fitting & Showing**

- 1) In-Hand Fitting & Showing Western Pony - all ages
- 2) In-Hand Fitting & Showing Western Horse - all ages

#### **CLASS E. Western Showmanship**

Judging to follow the completion of Class D.

- 1) Horseless Horse Western Showmanship grades 6-13\*\*
- 2) Horseless Horse Western Showmanship grades 3-5
- 3) Western Pony Showmanship grades 10-13\*\*
- 4) Western Pony Showmanship grades 6-9\*\*
- 5) Western Pony Showmanship grades 3-5
- 6) Western Horse Showmanship grades 12-13\*\*
- 7) Western Horse Showmanship grade 11\*\*
- 8) Western Horse Showmanship grade 10\*\*
- 9) Western Horse Showmanship grade 9\*\*
- 10) Western Horse Showmanship grade 8\*\*
- 11) Western Horse Showmanship grade 7\*\*
- 12) Western Horse Showmanship grades 6\*\*
- 13) Western Horse Showmanship grades 3-5

#### **CLASS F. Western Pony/Horse Pleasure**

Judging to follow the completion of Class E.

- 1) Western Pony Walk/Trot Pleasure grades 3-13
- 2) Western Pony Pleasure grades 10-13\*\*
- 3) Western Pony Pleasure grades 6-9\*\*
- 4) Western Pony Pleasure grades 3-5
- 5) Western Horse Walk/Trot Pleasure grades 8-13
- 6) Western Horse Walk/Trot Pleasure grades 3-7
- 7) Western Horse Pleasure grades 12-13\*\*
- 8) Western Horse Pleasure grade 11\*\*
- 9) Western Horse Pleasure grade 10\*\*
- 10) Western Horse Pleasure grade 9\*\*
- 11) Western Horse Pleasure grade 8\*\*
- 12) Western Horse Pleasure grade 7\*\*
- 13) Western Horse Pleasure grade 6\*\*
- 14) Western Horse Pleasure grades 3-5

#### **CLASS G. Horseless Horse Western Horsemanship**

Judging to follow the completion of Class F.

- 1) H/H Western Leadline Horsemanship grades 3-13
- 2) H/H Western Walk/Trot Horsemanship grades 6-13\*\*
- 3) H/H Western Walk/Trot Horsemanship grades 3-5
- 4) H/H Western Horsemanship grades 6-13
- 5) H/H Western Horsemanship grades 3-5

## **CLASS H. Western Pony/Horse Horsemanship**

Judging to follow the completion of Class G.

- 1) Western Pony Horsemanship Walk/Trot grades 3-13
- 2) Western Pony Horsemanship grades 10-13\*\*
- 3) Western Pony Horsemanship grades 6-9\*\*
- 4) Western Pony Horsemanship grades 3-5
- 5) Western Horse Walk/Trot Horsemanship grades 8-13
- 6) Western Horse Walk/Trot Horsemanship grades 3-7
- 7) Western Horse Horsemanship grades 12-13\*\*
- 8) Western Horse Horsemanship grade 11\*\*
- 9) Western Horse Horsemanship grade 10\*\*
- 10) Western Horse Horsemanship grade 9\*\*
- 11) Western Horse Horsemanship grade 8\*\*
- 12) Western Horse Horsemanship grade 7\*\*
- 13) Western Horse Horsemanship grade 6\*\*
- 14) Western Horse Horsemanship grades 3-5

## **CLASS I. Patterns and Musical Freestyle**

Judging to follow the completion of Class H.

No cross entering lots 1 - 2.

- 1) Ranchmanship
- 2) Western Riding\*\*
- 3) Musical Freestyle (exhibitors must declare which level they are riding by Noon)

**Sunday 8 a.m.**

## **CLASS J. In-Hand English Type, Any Other Equine and Draft Breed Fitting & Showing**

- 1) In-Hand Fitting & Showing English type at halter Pony - all ages
- 2) In-Hand Fitting & Showing English type at halter Horse - all ages
- 3) In-Hand Fitting & Showing Draft Breed halter - all ages

## **CLASS K. Draft Breed, Any Other Equine & Horseless Horse English Showmanship**

Judging to follow the completion of Class J.

- 1) Draft Breed Showmanship grades 6-13\*\*
- 2) Draft Breed Showmanship grades 3-5
- 3) Horseless Horse English Showmanship grades 6-13\*\*
- 4) Horseless Horse English Showmanship grades 3-5
- 5) Any Other Equine - Showmanship grades 3-13

## **CLASS L. Saddle Seat Showmanship**

Judging to follow the completion of Class K.

- 1) Saddle Seat Pony Showmanship grades 10-13\*\*
- 2) Saddle Seat Pony Showmanship grades 6-9\*\*
- 3) Saddle Seat Pony Showmanship grades 3-5
- 4) Saddle Seat Horse Showmanship grades 10-13\*\*
- 5) Saddle Seat Horse Showmanship grades 6-9\*\*
- 6) Saddle Seat Horse Showmanship grades 3-5

## **CLASS M. Hunt Pony/Horse Showmanship**

Judging to follow the completion of Class L.

- 1) Hunt Pony Showmanship grades 10-13\*\*
- 2) Hunt Pony Showmanship grades 6-9\*\*
- 3) Hunt Pony Showmanship grades 3-5
- 4) Hunt Horse Showmanship grades 12-13\*\*
- 5) Hunt Horse Showmanship grade 11\*\*
- 6) Hunt Horse Showmanship grade 10\*\*
- 7) Hunt Horse Showmanship grade 9\*\*
- 8) Hunt Horse Showmanship grade 8\*\*
- 9) Hunt Horse Showmanship grade 7\*\*
- 10) Hunt Horse Showmanship grades 6\*\*
- 11) Hunt Horse Showmanship grades 3-5

## **CLASS N. Hunter Hack**

Judging to follow the completion of Class M.

- 1) Hunter Hack grades 8-13
- 2) Hunter Hack grades 3-7

## **CLASS O. Saddle Seat Pony/Horse Pleasure**

Judging to follow the completion of Class N.

- 1) Saddle Seat Pony Walk/Trot Pleasure grades 3-13
- 2) Saddle Seat Pony Pleasure grades 10-13\*\*
- 3) Saddle Seat Pony Pleasure grades 6-9\*\*
- 4) Saddle Seat Pony Pleasure grades 3-5
- 5) Saddle Seat Horse Walk/Trot Pleasure grades 3-13
- 6) Saddle Seat Horse Pleasure grades 10-13\*\*
- 7) Saddle Seat Horse Pleasure grades 6-9\*\*
- 8) Saddle Seat Horse Pleasure grades 3-5

## **CLASS P. Saddle Seat Equitation**

Judging to follow the completion of Class O.

- 1) Saddle Seat Pony Walk/Trot Equitation grades 3-13
- 2) Saddle Seat Pony Equitation grades 10-13\*\*
- 3) Saddle Seat Pony Equitation grades 6-9\*\*
- 4) Saddle Seat Pony Equitation grades 3-5
- 5) Saddle Seat Horse Walk/Trot Equitation grades 3-13
- 6) Saddle Seat Horse Equitation grades 10-13\*\*
- 7) Saddle Seat Horse Equitation grades 6-9\*\*
- 8) Saddle Seat Horse Equitation grades 3-5

## **CLASS Q. Hunt Pony/Horse Pleasure**

Judging to follow the completion of Class P.

- 1) Hunt Pony Walk/Trot Pleasure grades 3-13
- 2) Hunt Pony Pleasure grades 10-13\*\*
- 3) Hunt Pony Pleasure grades 6-9\*\*
- 4) Hunt Pony Pleasure grades 3-5
- 5) Hunt Horse Walk/Trot Pleasure grades 8-13
- 6) Hunt Horse Walk/Trot Pleasure grades 3-7
- 7) Hunt Horse Pleasure grade 12-13\*\*
- 8) Hunt Horse Pleasure grade 11\*\*
- 9) Hunt Horse Pleasure grade 10\*\*
- 10) Hunt Horse Pleasure grade 9\*\*
- 11) Hunt Horse Pleasure grade 8\*\*
- 12) Hunt Horse Pleasure grade 7\*\*
- 13) Hunt Horse Pleasure grade 6\*\*
- 14) Hunt Horse Pleasure grades 3-5

## **CLASS R. Therapeutic Horsemanship & Horseless Horse English Equitation**

Judging to follow the completion of Class Q.

- 1) Therapeutic Horsemanship - Riding and/or In-Hand.  
(Exhibitors must submit their program on check-in day between 12 - 8 p.m.)
- 2) H/H English Leadline Equitation grades 3-13
- 3) H/H English Walk/Trot Equitation grades 6-13\*\*
- 4) H/H English Walk/Trot Equitation grades 3-5
- 5) H/H English Equitation grades 6-13
- 6) H/H English Equitation grades 3-5

## **CLASS S. Hunt Pony/Horse Equitation**

Judging to follow the completion of Class R.

- 1) Hunt Pony Walk/Trot Equitation grades 3-13
- 2) Hunt Pony Equitation grades 10-13\*\*
- 3) Hunt Pony Equitation grades 6-9\*\*
- 4) Hunt Pony Equitation grades 3-5
- 5) Hunt Horse Walk/Trot Equitation grades 8-13
- 6) Hunt Horse Walk/Trot Equitation grades 3-7
- 7) Hunt Horse Equitation grades 12-13\*\*
- 8) Hunt Horse Equitation grade 11\*\*
- 9) Hunt Horse Equitation grade 10\*\*
- 10) Hunt Horse Equitation grade 9\*\*
- 11) Hunt Horse Equitation grade 8\*\*
- 12) Hunt Horse Equitation grade 7\*\*
- 13) Hunt Horse Equitation grade 6\*\*
- 14) Hunt Horse Equitation grades 3-5

## POULTRY Department 7

### **Check-In:**

Wednesday, 1 - 8 p.m., Pavilion 2 - Southwest corner

**\*\*No animals allowed in the Pavilion prior to Check-in, unless prior approval from department chair or a superintendent\*\***

### **Market Class Weigh-In:**

Wednesday, 4 - 8 p.m., Pavilion 2 - Southwest corner

### **Judging:**

Thursday, 8 a.m., Pavilion 2 - Showring C, Conference Judging

**Department Chair:** Mitchell Schleicher - (608) 577-6566

**Superintendents:** David & Laura Johnson, Terry Lund, Ken Rankin, Mary Schenk, Kaylyn Schleicher, and Betty & Greg Wolff

**Junior Leader:** Carol & Denise Rankin

**Eligible 4-H Project Areas:** Animal Sciences - Poultry

**\*\*Due to the unknowns associated with COVID-19, ALL information listed in the Dane County Fair Premium Book is subject to change at the Fair Board's discretion.\*\***

### **Regulations:**

- Youth planning to show OR sell a small animal at the Dane County Fair MUST attend at least one educational meeting pertaining to the species of animal they intend to show or sell. Youth intending to sell an animal MUST attend a Small Animal Market Sale Meeting. They will then fill out an Educational Card to show they attended these meetings.
  - If an exhibitor plans to sell their animal at the Small Animal Market Sale, they MUST attend a qualifying meeting specifically targeted to those participating in the sale. This meeting is also considered an educational meeting.
- All poultry exhibitors (breeding and market) must meet YQCA requirements. Youth must complete a training program each year by either attending an in-person session or completing an online course.** Visit <https://fyi.extension.wisc.edu/dane4hyouth/4-h-projects/small-animal/> for more information. Exhibitors must also attend one additional poultry educational qualifying meeting. A copy of the poultry education requirement form must be on file with the Extension Office by **June 15. Youth must upload YQCA and Education Requirement Forms online. No mailed forms will be accepted.** Exhibitors who have not met these requirements will be ineligible to exhibit poultry projects at the Fair.
- All exhibitors must read and adhere to the Youth Animal Exhibitor Code of Practice as stated on page 12.
- Exhibitors with birds in the Small Animal Market Sale will be required to sign a form stating proper withdrawal times have been observed for any drug used, to be turned in at check-in. (Poultry - **7 days withdrawal**).
- Up to 20 Lots may be entered per exhibitor, excluding Showmanship.
- All show coats shall be white and are to be free of patches, names and any sponsors.
- All entries must be owned or managed by the exhibitor by May 15 of the exhibit year. Exhibitors may show two managerial animals as long as the form is filled out and on file at the Extension Office by May 15 of the exhibit year. Exhibitors showing managerial animals may not own or show any other Poultry.
- Entries must have a numbered leg band. Record number on online entry form.
- Exhibitors are responsible for daily feed and care of entries. In addition, exhibitors are responsible for bringing their own bedding, such as wood shavings. Exhibitors not providing adequate food and water or neglecting to perform housekeeping duties may forfeit their premiums for said birds.

- All exhibitors** are responsible for the general housekeeping and clean-up in their area. Exhibitors must clean-up after their animals and regularly dispose of waste in an appropriate manner. Exhibitors must completely clean out their spaces at release time. Example: cages, clean off boards, fold cages and stack on pile. **Please provide your own tools and equipment for clean-up.** Department superintendents will explain proper procedure for the department.
- All exhibitors are encouraged to enter Poultry Showmanship.
- For the poultry health rules and regulations see Animal Health Regulations at the front of the book.
- Market birds (chicks, poults, ducklings, goslings) must be hatched by exhibitor or purchased at less than 2 weeks of age and be raised on the exhibitor's premises. This requirement will be strictly enforced.
- Market birds must be washed prior to check-in and if necessary, spot washed prior to judging and the sale. Failure to have presentable market birds on sale day may cause ineligibility.
- See further sale requirements under Small Animal Market Sale.

### **Premiums:**

	<b>Blue</b>	<b>Red</b>	<b>White</b>	<b>Pink</b>
Class A	\$3	\$2.50	\$2	\$1.50
Classes B - H	\$2	\$1.75	\$1.50	\$1.25

### **Terms:**

Cock: Hatched before January 1 of exhibit year.  
Cockerel: Hatched on or after January 1 of exhibit year.  
Hen: Hatched before January 1 of exhibit year.  
Pullet: Hatched on or after January 1 of exhibit year.  
Young: Hatched after January 1 of current year  
Old: Hatched before January 1 of current year  
Breed: A group of birds of similar shape and size.  
Variety: Various plumage colors and comb types within a breed.

### **CLASS A. Showmanship**

- Senior - Grades 9+
- Intermediate - Grades 6-8
- Junior - Grades 3-5

### **CLASS B. Chickens Large Birds**

Cock	Pullet	Cock	Hen	
1)	2)	3)	4)	Any American breed/variety
5)	6)	7)	8)	Any Mediterranean breed/variety
9)	10)	11)	12)	Any Asiatic breed/variety
13)	14)	15)	16)	Any English breed/variety
17)	18)	19)	20)	Any Continental breed/variety
21)	22)	23)	24)	Any other breed/variety
25)	26)	27)	28)	Any Crossbred-meat (red earlobed)
29)	30)	31)	32)	Any Crossbred-egg (white earlobed)

### **CLASS C. Bantam Small Birds**

(Varieties as recognized by Standard of Perfection only)

Cock	Pullet	Cock	Hen	
1)	2)	3)	4)	Single comb, clean legged variety
5)	6)	7)	8)	Any rose comb, clean legged variety
9)	10)	11)	12)	Any feather legged variety
13)	14)	15)	16)	Any game bantam breed variety
17)	18)	19)	20)	Any other comb, clean legged

### **CLASS D. Ducks**

Young Duck	Old Duck	Young Drake	Old Drake	
1)	2)	3)	4)	Light Weight
5)	6)	7)	8)	Medium Weight
9)	10)	11)	12)	Heavy Weight
13)	14)	15)	16)	Bantam



### CLASS E. Geese

Young	Old	Young	Old	
<u>Goose</u>	<u>Goose</u>	<u>Gander</u>	<u>Gander</u>	
1)	2)	3)	4)	Light Weight
5)	6)	7)	8)	Medium Weight
9)	10)	11)	12)	Heavy Weight

### CLASS F. Turkeys (Current year hatch)

<u>Tom</u>	<u>Hen</u>	
1)	2)	Broad Whites
3)	4)	Bronze
5)	6)	Any other standard variety of turkey
7)	8)	Any standard variety <b>mature</b> turkey

### CLASS G. Market Birds

(Current year hatch, raised by exhibitor and eligible to be sold in the sale. Exhibitor must be present during judging to participate in the sale. Showmanship is mandatory.)

- 1) Broilers (two birds, same sex, 2.5-5 lbs)
- 2) Roasters (two birds, same sex, 5-10 lbs not over 10 lbs)
- 3) Duckling - Duck (minimum weight 6 lbs)
- 4) Duckling - Drake (minimum weight 7 lbs)
- 5) Turkey - Hen (minimum weight 14 lbs not over 26 lbs)
- 6) Turkey - Tom (minimum weight 23 lbs not over 36 lbs)
- 7) Goose (minimum weight 10 lbs)
- 8) Gander (minimum weight 11 lbs)

### CLASS H. Pigeons

(Young bird classes date hatched January 1 or after)

Young	Young	Old	Old	
<u>Cock</u>	<u>Pullet</u>	<u>Cock</u>	<u>Hen</u>	
1)	2)	3)	4)	Commercial breeds
5)	6)	7)	8)	Fancy breeds
9)	10)	11)	12)	Performing breeds

#### Special Awards and Sponsorships:

**Miller & Sons Supermarket** - All ribbons. Trophy to Champion of the following. Rosette to Reserve Champion of each class grouping.

Class A: Champion Junior, Intermediate, Senior Showmanship

Class B: Champion Standard

Class C: Champion Bantam

Class D: Champion Duck

Class E: Champion Goose

Class F: Champion Turkey

Class G: Champion & Reserve Champion Market Bird

Class H: Champion Pigeon

**Merit Award** - Awarded to an exhibitor on basis of bird care, cleanliness, knowledge, courtesy, and sportsmanship

**Rosette** - Awarded to "Best of Show" exhibited in Department 7

## 9th Annual Rooster Crowing Contest

**Saturday, July 23 at 12 p.m.**  
**Pavilion 2 - Showring C**

*This fun event is sure to provide a friendly, entertaining contest for exhibitors, their friends, family and fair attendees.*

#### What you need to know:

1. Open to Poultry exhibitors who entered a rooster in a breed or showmanship class at the 2022 Dane County Fair. Contact one of the Poultry Department Chairs at the fair to enter the contest.
2. You must be entered in the Rooster Crowing Contest by 9 a.m. on Saturday, July 23. No entries will be accepted after 9 a.m.
3. Each exhibitor may enter one rooster. Only one rooster per cage is acceptable.
4. One to two judges (non-participating exhibitors or parents) will be assigned to each cage to count crows.
5. Over the time span of 20 consecutive minutes, the crows of each rooster will be counted. A declared "go time" will be given to start counting crows. The rooster with the most crows during that time will be the winner.
6. Participants may not touch animals to make them crow.
7. Cruelty to the animals will NOT be tolerated and will result in automatic disqualification from the contest.
8. Prizes will be awarded to the top crowing rooster and the top three participants.

## RABBITS

### Department 8

#### Check-In:

Wednesday, 1 - 8 p.m., Pavilion 2 - Southwest corner

#### Market Class Weigh-In:

Wednesday, 4 - 8 p.m., Pavilion 2 - Southwest corner

#### Judging:

Pavilion 2 - Showing C

Friday, 8:30 a.m., Table 1, Conference Judging

Class A Commercial and Best Commercial followed by Class B

Market Rabbits followed by Class D Fancy Breeds and Best Fancy

Friday, 8 a.m., Table 2, Individual Conference

Judging, Class C Pet Rabbits followed by Class E Showmanship

#### Department Chairpersons:

Mikayla Brey - (608) 228-9075

Tammy Brey - (608) 219-5735

Kendall Rogers - (608) 609-7399

Ron Rogers - (608) 886-2046

Superintendents: Becky DeYoung, Jennifer Ellious and Donna Jordan

Eligible 4-H Project Areas: Animal Sciences - Rabbits

*\*\*Due to the unknowns associated with COVID-19, ALL information listed in the Dane County Fair Premium Book is subject to change at the Fair Board's discretion.\*\**

#### Regulations:

- Youth planning to show OR sell a small animal at the Dane County Fair will need to attend at least one educational meeting pertaining to the type of animal they intend to show or sell. Youth intending to sell an animal MUST attend a Small Animal Market Sale Meeting. They will then fill out an Educational Card to show they attended these meetings.
  - If an exhibitor plans to sell their animal at the Small Animal Market Sale, they MUST attend a qualifying meeting specifically targeted to those participating in the sale. This meeting is also considered an educational meeting.
- All rabbit exhibitors (breeding and market) must meet YQCA requirements. Youth must complete a training program each year by either attending an in-person session or completing an online course.** Visit <https://fyi.extension.wisc.edu/dane4hyouth/4-h-projects/small-animal/> for more information. Exhibitors must also attend one additional rabbit educational qualifying meeting. A copy of the rabbit education requirement form must be on file with the Extension Office by **June 15. Youth must upload YQCA and Education Requirement Forms online. No mailed forms will be accepted.** Exhibitors who have not met these requirements will be ineligible to exhibit rabbit projects at the Fair.
- All exhibitors must read and adhere to the Youth Animal Exhibitor Code of Practice as stated on page 12.
- This Fair will be judged under the latest show rules of the American Rabbit Breeders Association. Ask any chair/superintendent for information on how to obtain a copy of these rules.
- Showmanship is recommended for all exhibitors. Be sure to enter the appropriate grade category. Judging is individual conference and will be done on a first come basis. A sign up sheet will be posted and judging will start at 9 a.m.
- Up to 15 lots may be entered per exhibitor, excluding Showmanship and Costume.
- All entries must be owned by the exhibitor by April 15 of the exhibit year.
- An exhibitor enrolled in the rabbit project may show two managerial animals. Exhibitors or their family members, showing managerial animals, may not own or show any other rabbits. A

rabbit managerial form is available through the Extension Office and must be filled out and on file at the Extension Office by April 15 of the exhibit year.

- Commercial, Market and Fancy breeds must be purebred. Breed must be included on the Fair entry form.
- Pet rabbits may be crossbreds.
- If unsure of rabbit's sex or breed, call the department chair. **Try to purchase rabbits with pedigree papers.** This can be important. Junior rabbits must be at least 12 weeks old to exhibit. Any animal(s) of questionable age will be accepted at the discretion of the committee. *Showing animals younger than 12 weeks is very stressful and could stunt future growth.*
- Exhibitors are responsible for the daily feeding and care of entries. Exhibitors are required to provide crocks or bottles for water and feed. Rabbits with improper dishes may be sent home. In addition, exhibitors are responsible for bringing their own bedding, such as wood shavings.
- All exhibitors** are responsible for the general housekeeping and clean-up in their area. Exhibitors must clean-up after their animals and regularly dispose of waste in an appropriate manner. Exhibitors must completely clean out their spaces at release time. Example: clean off boards, fold cages, and stack in a pile. **Please provide your own tools and equipment for clean-up.** Department chairs/superintendents will explain proper procedure for the department.
- Exhibitors must be present for judging. See a superintendent for any judging conflicts.
- All rabbits must be permanently and legibly tattooed. Tattoo number must be listed on the exhibitor's Dane County Fair entry form. All tattoos should be done before the Fair; contact Co-Chair, Mikayla Brey, with any questions and to schedule a tattoo appointment. **\*\*NEW THIS YEAR\*\*** Appointments will be available on Saturday, May 21 (2:30 p.m. - 4:30 p.m.) or Saturday, June 18 (9 a.m. - 11 a.m.) at the Dane County 4-H Extension Office.
- All Market Rabbits must be raised from birth by the exhibitor.
- All Market Rabbits will be weighed on check-in day. This weight will be used for judging. Any animal not making weight or over weight by more than 1/4 lbs. will not be eligible to sell in the Small Animal Market Sale. See further sale requirements under Small Animal Market Sale.
- Any rabbit showing signs of disease and/or colds will be removed from the show and sent home promptly. If one or more entry is showing signs of a highly contagious disease (ear mites, lice, snuffles, etc.), the superintendents have the right to send home all animals in that entry for the protection of the other animals.
- Superintendents have the right to carefully check the tattoo, condition, behavior or welfare of any animal as is necessary and bring any questions to the owner's attention.
- Any rabbit found to have been entered in the wrong class at the time of judging will be dropped a placement and be ineligible for further judging (e.g.: Best of Breed). Rabbit may still be shown in showmanship and costume class, if entered. If an exhibitor has any question on class entry, rabbit color, sex, weight, etc., Superintendents will be happy to assist to enter the rabbit in the proper class on check-in day, if asked.

#### Recommendations:

- A long sleeve shirt or show coat should be worn when handling or showing your rabbit.**
- Exhibitors are encouraged to enter appropriate lots in Animal & Vet Sciences, Department 10.
- Clubs or individuals are encouraged to decorate their area and cages, display their club signs, and keep their area clean. Please use displays that are informative and educational to the general public. Please remove all decorations at the end of the Fair.
- Terms**  
Commercial Breeds - used mainly for meat and fur.  
Fancy Breeds - used mainly for pet and show.  
A. Two classes are provided for all breeds under 9 lbs. senior ideal weight.

1. Junior Rabbit - under 6 months of age on Fair check-in day or not over maximum junior weight.
  2. Senior Rabbit - over 6 months of age on check-in day.
- B. Three classes are provided for all breeds having 9 lbs. or over minimum senior weight.
1. Junior Rabbit - under 6 months of age on check-in day or not over maximum junior weight (If over weight, must be entered as 6-8).
  2. 6 - 8 Rabbit - 6 months of age and under 8 months of age on check-in day.
  3. Senior Rabbit - 8 months of age or over on check-in day or having attained minimum senior weight.

Premiums:	Blue	Red	White	Pink
Class A, B, C, D	\$2	\$1.75	\$1.50	\$1.25
Class E	\$3	\$2.50	\$2	\$1.50
Class F	No Premiums Paid			

### CLASS A. Commercial Meat Breeds

Sr	Sr	6-8	6-8	Jr	Jr
Buck	Doe	Buck	Doe	Buck	Doe
1)	2)	3)	4)	5)	6)
7)	8)	9)	10)	11)	12)
13)	14)	15)	16)	17)	18)
19)	20)	21)	22)	23)	24)
Californian New Zealand (All colors) Satins (All colors) *Any other commercial meat breed (Other commercial breeds include: American, American Chin, Argente Brun, Beveren, Blanc de Hotot, Champagne D'Argents, Cinnamon, Creme D'Argents, Giant Chin, Palomino, Silver Fox and Silver Martens)					

**\*Note:** Be sure to state breed on entry form. Flemish Giants and Rex are considered any other Fancy Breed.

### CLASS B. Market Rabbits

(Must be purebred, raised by exhibitor and sold in the small animal market sale. Showmanship participation is mandatory.)

**\*\*NEW THIS YEAR\*\* - NOTE NEW WEIGHT PARAMETERS**

- 1) Meat Pen - To consist of three rabbits, all the same breed and variety of either sex. No rabbit may be over 69 days old and may not be under 3 1/3 lbs. or 5 1/2 lbs. Rabbits may not be entered in any other lot.
- 2) Single Fryer - A single rabbit, either sex, not over 69 days old and not under 3 1/2 lbs. or over 5 1/2 lbs. Rabbit may not be entered in any other lot.
- 3) Roaster Rabbit - A single rabbit, either sex, between 69 and 180 days old and over 5 1/5 lbs, but not over 9 lbs. Rabbit may not be entered in any other lot.

### CLASS C. Pet Rabbit

**\*\*NEW THIS YEAR\*\*** Single rabbit entries of either sex must have been in the exhibitor's possession since April 15 of the current year. Pet Rabbit Lots must be shown by the owner. Pet Rabbit Lots do not compete in Best of Show. This rabbit may only be shown in the owner's correct grade class, showmanship, and costume class; this rabbit may not be shown in breed class. The owner has chosen to enter in the pet class and not breed class, meaning their maximum lots will be 6 lots in total instead of 15 lots. These Lots include pet class, showmanship, costume class, meat pen, single fryer, and roaster (has to be a meat breed rabbit). By choosing pet class, the owner understands that they give up their right to show in any breed class, Class A, and Class D. If you have any more questions, please contact the Chairperson.

#### Lots:

- 1) Exhibitor - Grades 3-4
- 2) Exhibitor - Grades 5-6
- 3) Exhibitor - Grades 7-8
- 4) Exhibitor - Grades 9+

### CLASS D. Fancy Breeds

Sr	Sr	6-8	6-8	Jr	Jr
Buck	Doe	Buck	Doe	Buck	Doe
1)	2)	--	--	3)	4)
5)	6)	7)	8)	9)	10)
11)	12)	--	--	13)	14)
15)	16)	--	--	17)	18)
19)	20)	--	--	21)	22)
23)	24)	--	--	25)	26)
27)	28)	--	--	29)	30)
31)	32)	--	--	33)	34)
35)	36)	--	--	37)	38)
39)	40)	--	--	41)	42)
43)	44)	--	--	45)	46)
47)	48)	--	--	49)	50)
51)	52)	53)	54)	55)	56)

(includes any breed not listed in any other commercial or any other wool breed, if breed does not have a class)

57) 58) 59) 60) 61) 62) \*Any other Wool Breed  
 (includes American Fuzzy Lop, English Angora, French Angora, Giant Angora, Jersey Wooly, Lionhead and Satin Angora)

**\*Note:** Be sure to state breed on entry form.

### CLASS E. Showmanship

- 1) Exhibitor - Grade 3-4
- 2) Exhibitor - Grade 5-6
- 3) Exhibitor - Grade 7-8
- 4) Exhibitor - Grade 9+

### CLASS F. Costume Class

- 1) Exhibitor - Grade 3-5
- 2) Exhibitor - Grade 6-8
- 3) Exhibitor - Grade 9+

#### Special Awards and Sponsorships:

**Rabbit Department Chairs & Superintendents** - Trophy to best in each Costume Class and Showmanship Class.

**Miller & Sons Supermarket** - All ribbons, Trophies: Best Commercial Rabbit, Best Fancy Rabbit, Best Market Rabbit, Best Pet Rabbit. Rosettes: Best Meat Pen Rabbits, Best Single Fryer Rabbits, Best Roaster Rabbits, Reserve Champion Showmanship Rosettes, Best Rabbit of each Breed Division.

**Sugar River Rabbitry** - Awards for Clean Barn and Best Club/Chapter Exhibit Decorations.

# SMALL ANIMAL MARKET SALE

## Weigh-In:

Wednesday, 4 p.m., Pavilion 2 - SW corner

## Sale:

Saturday, 7:00 p.m., Pavilion 2 - SW corner

**Committee Chairperson:** Mitchell Schleicher - (605) 577-6566

**Superintendents/Committee:** MaryEllen Karls, Laura & David Johnson, Jennifer Monarski, Christi Ringelstetter, Kendall Rogers, Ron Rogers, Greg & Betty Wolff and Chad Xander

*\*\*Due to the unknowns associated with COVID-19, ALL information listed in the Dane County Fair Premium Book is subject to change at the Fair Board's discretion.\*\**

**\*\*NEW THIS YEAR\*\*** Each exhibitor entering the sale must submit a minimum of three (3) names and addresses of potential buyers with their entry.

***\*Free admission tickets will be provided to potential buyers.\****

## Regulations:

1. Youth planning to show **OR** sell a small animal at the Dane County Fair will must attend at least one educational meeting pertaining to the type of animal they intend to show or sell. Youth intending to sell an animal **MUST** also attend a Small Animal Market Sale Meeting. They will then fill out an Educational Card to show they attended these meetings.
  - a) If an exhibitor plans to sell their animal at the Small Animal Market Sale, they **MUST** be YQCA certified (See regulation 2) This meeting is also considered an educational meeting.
  - b) Additional requirements may be specified at these meetings, such as not mailing the "Buyer Contact" form by the required date. NOTE: It is not the responsibility of the Small Animal Sale Committee to track down missing forms or to process forms that are late.
2. **All poultry and rabbit exhibitors must meet YQCA requirements. Youth must complete a training program each year by either attending an in-person session or completing an online course.** Visit <https://fyi.extension.wisc.edu/dane4hyouth/4-h-projects/small-animal/> for more information. Exhibitors must also attend one additional small animal educational qualifying meeting. A copy of the small animal education requirement form must be on file with the Extension Office by **June 15. Youth must upload YQCA and Education Requirement Forms online. No mailed forms will be accepted.** Exhibitors who have not met these requirements will be ineligible to exhibit small animal projects at the Fair.
3. Any exhibitor who is attending college or university and is unable to attend any one of the qualifying meetings will be required to write a 1000 word essay on a current industry topic in each species area (poultry, waterfowl, rabbits) in which there is intent to sell. This option and topic must have approval from the Small Animal Sale Committee. The essay is due to the 4-H Extension Office, 5201 Fen Oak Court, Rm. 138 Madison, WI 53718-8812 on or before June 15. In addition to the essay, a minimum of one year prior sale participation is required to be eligible to sell.
4. Upon check-in, all exhibitors and their parents with animals in the Small Animal Market Sale will be required to sign a form stating proper withdrawal times have been observed for any drugs used. **Read and observe proper withdrawal times stated on drug labeling. To be safe, do not medicate your animals/birds.**
5. If at any time, prior to or after judging, an animal(s) shows signs of disease and/or colds or neglect, said animal(s) will not be eligible to sell in the Small Animal Market Sale.
6. **Even if eligible, any exhibitor who decides not to sell an animal in the Small Animal Market Sale after showing in the Market Classes will be barred from the Market Classes and Sale for the next year.**
7. All exhibitors must be available one hour before the sale, during the sale, and after the sale to sign their paperwork.

8. Market Rabbit and Poultry exhibitors must sign up for and participate in an appropriate showmanship class to be eligible to sell.
9. The Small Animal Market Sale Committee reserves the right to limit sale animal lots based on number of entries. The Sale will consist of no more than 100 qualifying lots. If the Sale exceeds 100 eligible lots, an exhibitor meeting will take place after judging to explain how lots will be eliminated from the sale.

## **Objectives:**

1. To provide small animal exhibitors an opportunity to raise and sell top quality poultry and rabbits at the Dane County Fair.
2. To provide incentive and encourage a stronger development of white meat animal projects.
3. To recognize members who do quality work in breeding, selecting, feeding and showing their market poultry and rabbits.

## **What Will Be Offered:**

1. Poultry to be auctioned are the qualifying entries in each Poultry Market Class (Class G).
2. Rabbits to be auctioned will be the qualifying entries in each Rabbit Market Class (Class B).

**NOTE: PLEASE enter your animals in the Market Classes and Small Animal Market Sale only if you intend for it to be sold and butchered.**

## **Who Can Buy:**

1. Anyone interested in encouraging youth.
2. Anyone who enjoys and appreciates good quality white meat.
3. Anyone who would gain beneficial advertising value.
4. Anyone interested in buying good market breeding stock.

## **Sale Provisions:**

1. Potential bidders register at sale ring (no obligation).
2. Animal weights will be provided, but bidding will be based on entry basis (i.e. meat pen, pair or single animal class entry).
3. All accounts are to be settled with clerk immediately after sale.
4. Sale order will be determined by drawing numbers except Champions and Reserve Champions.
5. Sale participants must be present when their animal is called to the auction block or they forfeit the right to sell. This will be strictly enforced. Participants are responsible for bringing their animals to the sale ring.
6. Neither the Fair nor the Sale Committee or Small Animal Committee will make a guarantee as to sale price. **It is the responsibility of the exhibitor to help bring in prospective buyers.**

## **Special Requirements:**

1. Entries open to all bona fide 4-H, FFA members or any other youth organization in Dane County. See Regulation #1 for educational qualifying meeting requirement.
2. Make entries in the Dane County Fair FairEntry system under the respective Market Classes as noted in the Fair Premium Book.
3. The number of animals exhibited and the number of premiums given will follow County Fair Regulations.
4. It will be up to the exhibitor who sells an animal to see that the live or (if the buyer wants) dressed animal is delivered to the buyer within 30 days of the sale unless prior arrangements are made. When other arrangements are made, the agreement is to be between buyer and seller, and buyer should sign-off on the animal. All books on the sale will close 30 days after sale. Failure to deliver an animal within this time period will result in a one year ineligibility status from sale participation the following year.
5. The sale will be conducted by the Dane County Small Animal Market Sale Committee. Ten percent (10%) of the selling price will be deducted from the exhibitor's receipts to go into a fund to pay for advertising, buyers awards and conducting the sale. This includes a 3% charge from the Dane County Fair Association.
6. Checks will be mailed to the exhibitors after the animals have been delivered to the buyers and the proper form has been received at the 4-H Office.

## DOGS Department 9

### Agility Check-In:

**Saturday, July 16, 9:30 a.m. - 10 a.m.**

Canine Sports Zone

3036 Laura Ln, Middleton, WI 53562

### Agility Judging:

**Saturday, July 16, 10 a.m. - 1 p.m.**

Class H judging begins at 10 a.m.

Any intact females in season will have to be shown in panties

### At-Fair Check-In:

**Sunday, July 17, 9 a.m. - 1:30 p.m.**

Exhibition Hall, Hall D (Enter through the loading dock - Dog exercise area will be south of the Exhibition Hall)

### At-Fair Judging:

**Sunday, July 17, Exhibition Hall, Hall D**

Class A Showmanship judging starts at 10 a.m.

Class F and G Brace, Veteran Dog and Rally start at 10:30 a.m.

Class B, C, and D Obedience and Trial start at 1 p.m.

Class E Team Obedience will follow Classes B, C, and D as show rings become available

*Any intact female dogs in season will be judged at 12 p.m. in a separate ring.*

**Department Chairperson:** Shane Eith - (608) 354-4836

**Superintendents:** Pam Beyler, Annie Englehardt, Jessie Gurd, and Sarah James

**Junior Superintendents:** Maddie Lawson and Abbey Menendez

**Eligible 4-H Project Areas:** Animal Science - Dogs

*\*\*Due to the unknowns associated with COVID-19, ALL information listed in the Dane County Fair Premium Book is subject to change at the Fair Board's discretion.\*\**

### Regulations:

1. All exhibitors must read and adhere to the Youth Exhibitor Code of Practice as stated on page 12.
2. All dogs showing in Department 9 must be trained by the exhibitor.
3. All exhibitors must meet their educational requirements through the Dane County 4-H Dog Education Committee and abide by their rules for showing.
4. **No dogs** may be left unattended in or tied to cars.
5. All dogs must be leashed at all times.
6. Crating spaces will be available in Exhibition Hall B; crates are to be supplied by the exhibitor.
7. Dogs are only allowed in the show area (Hall B) of the Exhibition Hall.
8. Exhibitors are required to clean up after their dog(s) in any area on the Fairgrounds or the Exhibition Hall. **Failure to do this will result in forfeit of the exhibitor's premiums.**
9. All project animals must be under the supervision of the exhibitor by May 1 of the current year.
10. All exhibitors and dogs must enter through back loading dock.
11. Department Superintendents have the right to dismiss any dog that inhibits safety of the show.
12. All dogs at the agility show must be crated. If this is not followed, this may lead to dismissal from the show.
13. Once a dog/exhibitor combination has moved up a class level, they can not move down.
14. **Obedience:** After the first qualifying score of 170 or above at the Dane County Fair or State 4-H Dog Show, you will be encouraged to move up a class level. After the second qualifying score of 170 or above, the dog/exhibitor will be required to move up a class level.

15. **Agility:** After the first qualifying score of 70 or above at the Dane County Fair or State 4-H Dog Show, you will be required to move to Division B.
16. **Showmanship:** If you receive a blue ribbon in a Novice class, you will be required to move to Open Showmanship.

### Exhibitors:

1. **All exhibitors must fill out a Dog Education Form for each dog being exhibited. Form must be turned in by last training day.**
2. Each family, with one or more dog exhibitors, must complete an online Volunteer Registration committing to at least two (2) hours of volunteer time to support the Dog Project at the Dane County Fair.
3. Exhibitors are encouraged to enter Showmanship.
4. Exhibitors should be clean and well groomed. Closed toed footwear (no heels) should be worn. Showmanship attire should be business casual. Jeans and shorts are not considered appropriate attire for showmanship.
5. Shorts are not to be worn for obedience or showmanship classes.
6. Athletic wear is appropriate for the agility show.
7. Exhibitors may exhibit up to three (3) animals. The third dog may only be entered in Showmanship, Brace, Veteran Dog, Rally or Team.
8. It is the exhibitor's responsibility to check-in at the ring they will be showing in before their class begins. Please let the ring stewards know if you have a conflict between two rings.
9. Exhibitor and dog combinations may only enter in one obedience lot.
10. Exhibitor may only enter in one showmanship lot.
11. In the case of tied scores, the exhibitor must be present for a run off, or the award will go to the other exhibitor.
12. **Any exhibitor showing in Team Obedience must have those lots listed on their Fair entries.**

### Animal:

1. **\*\*REMINDER\*\*** All dogs must bring a copy of their Rabies Vaccination (good through July 17, 2022) to check in at the Dog Show.
2. 4-H dogs may only be shown at Dane County Fair if they have attended obedience classes offered through the 2022 Dane County Fair 4-H Dog Program.
3. All dogs being shown must have a Dog Education Form completed.
4. All dogs must be taken home after the show.
5. General condition of the dog, excluding shedding or being out of coat, will be considered in judging.

### Class Description & Class Exercises

#### Showmanship Lots

Novice Showmanship Lots: Exhibitor has never received a blue ribbon in any previous years in showmanship.

Open Showmanship Lots: Any exhibitor that has received a blue ribbon in Novice showmanship.

Best in Show: Top blue ribbon exhibitor of each age group will compete against each other for Best in Show.

#### Obedience Lots

Pre-Novice Trial A: Handler and dog combination that has never previously trained.

Pre-Novice Trial B: Handler or a dog that have previously trained in a Pre-Novice class.

Pre-Novice Trial C: Handler and dog that has trained in Pre-Novice dog and cannot advance to Off Lead classes.

Novice Trial A: Handler and dog combination that have trained in Pre-Novice and have not trained in Novice.

Novice Trial B: Handler or dog that has previously trained in a Novice class.

Novice Trial C: Handler and dog that has trained in Novice and is not ready to advance.

**Graduate Novice Trial A:** Handler and dog combination that have not previously trained in Graduate Novice.

**Graduate Novice Trial B:** Handler or dog that has previously trained in Graduate-Novice.

**Graduate Novice Trial C:** Handler and dog that has trained in Graduate Novice and is not ready to advance.

**Pre-Open:** Handler or dog that is not ready to move to Open.

**Open:** Handler or dog that is not ready to move to Pre-Utility.

**Pre-Utility:** Handler or dog that is not ready to move to Utility.

**Utility:** Handler or dog that is ready to show at highest level.

**Veteran Dog:** Dog must be at least 7 years old. Novice exercise will be judged.

**Brace:** Two dogs shown in tandem, trained by the same exhibitor or family members. There are two levels in Brace competition: Pre-Novice and Novice. If exhibitor has one or both dogs that is Novice or above, they must enter in Novice Brace.

**Team Dog:** There will be two levels of team: Pre-Novice and Novice. Only one dog and handler combination can sign up for Team Dog. All dogs in the team must be showing at that level of exercises.

**Agility:** All agility classes are off leash. Depending on their demonstrated abilities, handler/dog teams may enter JTT and Standard. All dogs will jump at their designated heights, which will be determined by the agility leader using measuring wickets. JTT (Jumps, Tunnels, Table) Class will consist of 7-10 obstacles with a course time of 75 seconds.

- **Jumps, Tunnels, and Table Division A - off leash:** for new members and members that have not received a qualifying score.
- **Jumps, Tunnels and Table Division B - off leash:** for members that have received a qualifying score.

Standard Agility Class will have 10 - 15 obstacles and will include A-Frame (maximum height of 4' 6"), dog walk and teeter, 12 weave poles along with jumps, table, and have a course time of 120 seconds.

#### **Obedience Lot Exercises**

**All Pre-Novice Trial:** All exercises on lead: Heel, figure 8, stand for inspection, long sit (1 minute) and long down (1 minutes).

**All Novice Trial:** On lead: Heel, figure 8, long sit (1 minute), long down (1 minute). Off lead: Heel, stand for inspection, heeling, recall with finish.

**Graduate Novice Trial:** On lead: Heel. Off lead: Stand for inspection, figure 8, heel, recall with drop and finish, long sit (2 minutes), long down (3 minutes).

**Pre-Open:** All exercises off lead. Heel, figure 8, drop on recall, retrieve dumbbell on flat, retrieve dumbbell over broad jump, long sit (3 minutes), long down (5 minutes).

**Open:** All exercises off lead: Heel, figure 8, drop on recall, retrieve dumbbell on flat, retrieve dumbbell over broad jump, retrieve dumbbell over high jump, long sit (3 minutes), long down (5 minutes).

**Pre-Utility:** Retrieve dumbbell over high jump, retrieve glove, signal exercise, direct jumping and moving stand.

**Utility:** Scent discrimination, direct retrieve, signal exercise, directed jumping and moving stand.

#### **Rally**

**Novice:** All exercises are performed with the dog on leash. There is a requirement of 10-15 stations to complete with no more than five stationary exercises. The exercises performed vary from turning 360 degrees to changing paces during the course. Exhibitors at this level may clap their hands and pat their legs through the course.

**Advanced:** **All exercises are performed off-leash.** There is a requirement of 12-17 stations with no more than seven stationary exercises. Exercises include a jump as well as calling your dog to the front of you instead of to a heel position.

**Excellent:** All exercises are performed off-leash, except for the Honor exercise. There is a requirement of 15-20 stations with a maximum of 7 stationary exercises. Handlers are only allowed to encourage their dogs verbally. Physical encouragement is not allowed at this level. The Excellent level exercises include backing up three steps, while the dog stays in the heel position and a moving stand, while the handler walks around the dog.

#### **Pet Class**

This class focuses on teaching your dog skills to create a more harmonious household. All skills are on leash: Wait at the door, sit to greet, loose leash walking, focus skills and tricks.

<b><u>Premiums:</u></b>	<b><u>Blue</u></b>	<b><u>Red</u></b>	<b><u>White</u></b>	<b><u>Pink</u></b>
Class A	\$3	\$2.50	\$2	\$1.50
Class B - H	\$4.50	\$3.50	\$2.50	\$1.50
Class I	No premiums paid			

#### **CLASS A. Showmanship**

- 1) Novice Junior Grades 3-4
- 2) Novice Junior Grades 5-6
- 3) Novice Intermediate Grades 7-8
- 4) Novice Senior Grades 9-13
- 5) Open Junior Grades 3-5
- 6) Open Intermediate Grades 6-9
- 7) Open Senior Grades 10-13

#### **CLASS B. Pre-Novice Obedience**

- 1) Pre-Novice Trial A Grades 3-4
- 2) Pre-Novice Trial A Grades 5-6
- 3) Pre-Novice Trial A Grades 7-13
- 4) Pre-Novice Trial B Grades 3-7
- 5) Pre-Novice Trial B Grades 8-13
- 6) Pre-Novice Trial C Grades 3-13

#### **CLASS C. Novice Obedience**

- 1) Novice Trial A
- 2) Novice Trial B
- 3) Novice Trial C

#### **CLASS D. Graduate-Novice, Pre-Open, Open, Pre-Utility, Utility Trials**

- 1) Graduate Novice Trial A
- 2) Graduate Novice Trial B
- 3) Graduate Novice Trial C
- 4) Pre-Open Trial
- 5) Open Trial
- 6) Pre-Utility Trial
- 7) Utility Trial

#### **CLASS E. Team Obedience**

- 1) Pre-Novice Team: Four dogs and four handlers. All Pre-Novice exercise will be judged.
- 2) Novice Team: Four dogs and four handlers. All Novice exercise will be judged.

#### **CLASS F. Brace & Veteran Dog**

- 1) Veteran Dog - All grades
- 2) Brace Pre-Novice - All grades
- 3) Brace Novice - All grades

#### **CLASS G. Rally**

- 1) Novice - Grades 3 - 5
- 2) Novice - Grades 6 - 8
- 3) Novice - Grades 9 - 13
- 4) Advanced - Grades 3 - 8
- 5) Advanced - Grades 9 - 13
- 6) Excellent - Grades 3 - 13



## CLASS H. Agility

- 1) JTT Division A 4 inches - of leash
- 2) JTT Division B 4 inches - of leash
- 3) JTT Division A 8 inches - off leash
- 4) JTT Division B 8 inches - off leash
- 5) JTT Division A 12 inches - off leash
- 6) JTT Division B 12 inches - off leash
- 7) JTT Division A 16 inches - off leash
- 8) JTT Division B 16 inches - off leash
- 9) Standard Agility A 4 inches - off leash
- 10) Standard Agility B 4 inches - off leash
- 11) Standard Agility A 8 inches - off leash
- 12) Standard Agility B 8 inches - off leash
- 13) Standard Agility A 12 inches - off leash
- 14) Standard Agility B 12 inches - off leash
- 15) Standard Agility A 16 inches - off leash
- 16) Standard Agility B 16 inches - off leash

## CLASS I. Pet Class

- 1) Pet Class - Grades 3 - 13

### Special Awards and Sponsorships:

**Miller & Sons Supermarket** - All ribbons. Trophy for Highest Scoring Dog in Show, Trophy for Highest Scoring Dog or Best Showman in each lot and Rosette for Reserve Champion in each lot.

**Dane County 4-H Dog Training Project Awards** - Trophy for Best in each Exhibition lot and Rosette for Reserve Champion in each lot.

## ANIMAL AND VETERINARY SCIENCE Department 10

### Check-In:

**Classes A & B:** Tuesday, 1 - 8 p.m., Exhibition Hall B & C

**Classes C & E - Cavies:** Wednesday, 1 - 8 p.m.  
Pavilion 2 - Southwest corner

**Class F - Pocket Pets:** Tuesday, 5:30 p.m., Exhibition Hall B & C

**Class G - Model Horse:** Thursday, 8:00 a.m., Exhibition Hall D

### Judging:

**Classes A & B:** Tuesday, 1 - 8 p.m., Exhibition Hall B & C

**C & E - Cavies:** Thursday, 9:30 a.m., Pavilion 2 - Showing C,  
Conference Judging

**F - Pocket Pets:** Tuesday, 6:30 p.m. Exhibition Hall B & C  
Individual Conference Judging in lot order.

**All animals must return home after judging.**

**G - Model Horse:** Thursday, 9:00 a.m. - 3:30 p.m.,  
Exhibition Hall D - Conference Judging  
Judging will follow lot order.

### Department Chairpersons:

Ron Rogers - (608) 886-2046

Kendall Rogers - (608) 609-7399

### Superintendents:

Animal Science: Kendall Rogers & Ron Rogers

Cavies, Pets & Pocket Pets: Kendall Rogers & Ron Rogers

Model Horse: Colleen Rohde-Szudy - (608) 669-4482

**Eligible 4-H Project Areas:** Veterinary Science, Animal Science - All Species, Cavies, Pets, Model Horses

*Exhibitors may only enter in the department/classes that correspond with the 4-H projects they are enrolled in.*

**\*\*Due to the unknowns associated with COVID-19, ALL information listed in the Dane County Fair Premium Book is subject to change at the Fair Board's discretion. \*\***

### Regulations:

1. Exhibits in classes A and B should relate to one phase of a project (e.g.: breeds, care, feeding, management, grooming, health, equipment, careers, or another relevant topic.) The exhibit may be a mobile, model, photos, something moving, actual articles, posters, scrapbook, educational game/puzzle, or a combination of display methods. Posters/foam boards must not be larger than the standard size (22"x28"). Fold out display boards may be used. Please keep exhibits to a manageable size for ease of handling. Exhibits may be hung using staples for display purposes.
2. Entry tag MUST be attached to the upper left-hand corner of any poster, foam board, or display board. All other exhibits must have all parts labeled with the exhibitor's name and entry tag.
3. Any failure of following rules may result in one lower placing.
4. All animal exhibitors must read and adhere to the Youth Animal Exhibitor Code of Practice as stated on page 12.
5. All animal exhibitors are responsible for caring for their animals and general housekeeping and clean-up of their area. Animal exhibitors must clean-up after their animals and regularly dispose of waste in an appropriate manner. Exhibitors must COMPLETELY clean-up their spaces at release time.
6. All animal exhibits should be brought in a cage suitable to display the animal comfortably and safely. Please wire shut your cages. For fish safety place a screen/mesh over the container to keep fingers or other items out of the water. Cages will not be available from the Dane County Fair.
7. All animals will be health checked and any showing signs of disease and/or colds will be sent home. Any animals that are not properly cared for may be sent home.
8. Animal exhibits MUST either be raised or purchased by the exhibitor. NO exhibits are to be captured from the wild.

<b>Premiums:</b>	<b>Blue</b>	<b>Red</b>	<b>White</b>	<b>Pink</b>
Class A, B, G	\$1.75	\$1.50	\$1.25	\$1
Class C, F	\$2	\$1.75	\$1.50	\$1.25
Class D	\$3	\$2.50	\$2.00	\$1.50
Class E	No Premiums Paid			

### CLASS A. Animal/Pet Exhibits (no live animals)

<u>3-6 Grade</u>	<u>7+ Grade</u>	
1)	2)	Beef
3)	4)	Cage Birds
5)	6)	Cats
7)	8)	Cavies
9)	10)	Chinchilla
11)	12)	Dairy Cattle
13)	14)	Dogs
15)	16)	Ferret
17)	18)	Fish
19)	20)	Gerbil/Mouse
21)	22)	Goat
23)	24)	Hamster
25)	26)	Horse & Pony
27)	28)	Lizard
29)	30)	Llama
31)	32)	Other Exotic Domestic Animals
33)	34)	Other Amphibian not listed
35)	36)	Other pet/small animal not listed
37)	38)	Poultry
39)	40)	Protected or other specie not listed
41)	42)	Rabbit
43)	44)	Sheep
45)	46)	Swine

### CLASS B. Veterinary Science

#### Regulation

- Open to exhibitors enrolled in Veterinary Science appropriate Unit 1, 2, 3 or doing equivalent work.

#### Unit 1 Unit 2 Unit 3

- |    |    |    |  |
|----|----|----|--|
| 1) | 2) | 3) | Animal health, sanitation, cells, tissues, or systems of animal body exhibit |
| 4) | 5) | 6) | 2nd exhibit - must be different from one above and in the same Unit level    |

### CLASS C. Cavies (Guinea Pigs)

#### Regulations

- Youth planning to show OR sell a small animal at the Dane County Fair will need to attend at least one educational meeting pertaining to the type of animal they intend to show or sell. Youth intending to sell an animal MUST attend a Small Animal Market Sale Meeting. They will then fill out an Educational Card to show they attended these meetings.
  - A copy of the Small Animal Educational Card must be on file with the Extension Office **by June 15. Youth must upload Education Requirement Forms online. No mailed forms will be accepted.** Failure to do so will result in ineligibility to show at the Dane County Fair.
- All entries must be owned by the exhibitor by April 15 of the exhibit year.
- A long sleeve shirt or show coat should be worn when handling or showing your cavy.**
- Cavies will be housed in Pavilion 2 - Southwest corner. Animals must remain on grounds for the duration of the Fair and be housed in appropriate cages. Please consider this when making your entries.
 

**Cavy Cage Recommendations:** Cavies over 12 oz. shall have minimum floor space of 101 square inches and minimum interior height of 7 inches. Wire bottom cages are not recommended unless floor is constructed in a manner that prevents the animal's leg from becoming stuck. **Dane County Fair will not provide cages.**
- Up to five lots allowed per exhibitor.** Additional cavies may not be added for showmanship.

- Cavy project members are also encouraged to enter Animal Science, Department 10, Class A, Cavies.
- All cavies will be health checked and any cavy found not in good health will be asked to be taken home promptly.
- Superintendents have the right to carefully check the condition, behavior, or welfare of any animal as is necessary and bring any questions to the owner's attention.

#### Terms:

- Young: Up to 4 months of age and less than 22 ounces.  
Intermediate: 4 to 6 months of age and 22 - 30 ounces.  
Senior: Over 6 months of age and over 30 ounces.

<u>Young</u>	<u>Int</u>	<u>Sr</u>	<u>Young</u>	<u>Int</u>	<u>Sr</u>	
<u>Boar</u>	<u>Boar</u>	<u>Boar</u>	<u>Sow</u>	<u>Sow</u>	<u>Sow</u>	
1)	2)	3)	4)	5)	6)	American: all colors
7)	8)	9)	10)	11)	12)	Abyssinian: all colors
13)	14)	15)	16)	17)	18)	Silkie: all colors
19)	20)	21)	22)	23)	24)	Teddies: all colors
						<b>**NEW THIS YEAR**</b>
25)	26)	27)	28)	29)	30)	<b>White Crested: all colors</b>
31)	32)	33)	34)	35)	36)	Any other recognized breed
37) Pet Cavy: A single cavy of either sex over 6 months of age. Judging based on general appearance, health and condition, temperament, grooming and exhibitor knowledge. Cavy must be shown by owner. <b>Exhibitor and cavy may not enter any other lot in this class except Showmanship.</b>						

### CLASS D. Cavy Showmanship

Cavies used in showmanship must also show in Class C. Additional animals specifically for showmanship are not allowed.

#### Lots:

- Grades 3-5
- Grades 6-8
- Grades 9+

### CLASS E. Cavy Costume Class

- Grade 3-5
- Grade 6-8
- Grade 9+

### CLASS F. Pocket Pets

#### Regulations

- All animals must return home after judging.**
- Ferrets require current Rabies and Distemper vaccinations. Exhibitors must have proper paperwork at entry time to show you have met this requirement.
- Entries will be judged in the Exhibition Hall.
- Pocket Pet exhibitors are also encouraged to enter under Department 10, Class A, Pocket Pets.

#### Lots:

- Chinchilla
- Ferret
- Gerbil or mouse
- Fish
- Hamster
- Rat
- Lizard
- Any other Amphibian (i.e. salamander, frog, toad & newt) Please specify on entry form.
- Any other not listed (i.e. hedgehogs, hermit crabs, snake, iguana) please specify on entry form.

## CLASS G. Model Horse

### Regulations

- Exhibitors are required to leave two projects on display. Failure to do so will result in forfeiture of all premiums.
- Number of lots allowed per experience division:  
Novice: 8 lots  
Intermediate: 10 lots  
Senior: 12 lots
- Custom Classes must be exhibitor's own work.
- Each entry must include a 3x5" or 4x6" card explaining the breed, sex, color, place in pattern, maneuvers, etc. No more than 3 cards per display. (Mare & foal are considered one display)
- Each model exhibited must have an identification tag with the project member's name attached to a hind leg; other exhibits should similarly be labeled.
- Advanced classes are encouraged to use tack and costumes made by the exhibitor but are not required to do so.
- Model Horses need to be shown with appropriate halter/tack.
- Showmanship classes may have a rider/handler with horse in hand or in saddle. To enter showmanship classes, an appropriate rider/handler with outfit must be used as the handler. Entry must have narrative card for Showmanship/Equitation entries.
- If handler/rider is mentioned in information card for entry, display MUST include a handler/rider figure.
- All training equipment/techniques/farm setting, over fence and trail classes must have proper training equipment, obstacles or training technique must be present in entry. Narrative cards must explain the purpose of training equipment or training technique or scene.
- Champion and Merit awards are based on a point system. Exhibitors earn points for each class they exhibit in as follows:
  - Blue: 4 points
  - Red: 3 points
  - White: 2 points
  - Pink: 1 points
 Exhibitors with the highest overall point total will receive the awards for each experience division. In case of a numerical tie, the judge will determine the winners at his/her discretion.

### Experience Divisions:

- Novice: First year in project - max 8 lots  
Intermediate: 2 - 3 years in projects - max 10 lots  
Advanced: More than 3 years in the project - max 12 lots

### Terms:

Custom: Remade, repainted and haired by exhibitor's own work  
OF: Original Finish

**Exhibitors must enter one division for all lots, either as a novice, intermediate or advanced at this show.**

### Novice Int Adv

- |     |     |     |  |
|-----|-----|-----|--|
| 1)  | 2)  | 3)  | Harness  |
| 4)  | 5)  | 6)  | Costume Historical (Arabian, Medieval, Native American, etc.)                          |
| 7)  | 8)  | 9)  | Costume Fantasy  |
| 10) | 11) | 12) | Western Pleasure   |
| 13) | 14) | 15) | Working Horse/Stock Horse: speed/gymkana/rodeo/reining                                 |
| 16) | 17) | 18) | Working Horses: Police, search & rescue, fire, racing, cavalry, eventing, circus drill |
| 19) | 20) | 21) | Obstacle Trail (arena based) - English, Western  |
| 22) | 23) | 24) | Natural Trail: endurance riding, recreational, hunting, wild equid herds               |
| 25) | 26) | 27) | Dressage   |
| 28) | 29) | 30) | Hunter Under Saddle  |
| 31) | 32) | 33) | Saddleseat/Park Pleasure   |
| 34) | 35) | 36) | Hunter/Jumper over fences. Includes cross country (jump prop required)                 |
| 37) | 38) | 39) | Pony Pleasure  |
| 40) | 41) | 42) | Custom - Western or English - adult pony, horse  |

### Novice Int Adv

- |     |     |     |  |
|-----|-----|-----|--|
| 43) | 44) | 45) | Custom - Western or English - foals (can be foal at-side set up)   |
| 46) | 47) | 48) | Handmade Tack  |
| 49) | 50) | 51) | OF Halter - Foals & Yearlings  |
| 52) | 53) | 54) | OF Halter - English  |
| 55) | 56) | 57) | OF Halter - Pony   |
| 58) | 59) | 60) | OF Halter - Draft  |
| 61) | 62) | 63) | OF Halter - Western  |
| 64) | 65) | 66) | OF Halter - Any other equine: mules/donkeys/zebras, etc.   |
| 67) | 68) | 69) | OF Halter - Dam/Sire with offspring: shown as pairs. Dam with foal or sire with get, showing breed/genetics              |
| 70) | 71) | 72) | Showmanship/Equitation English   |
| 73) | 74) | 75) | Showmanship/Equitation Western   |
| 76) | 77) | 78) | Training Equipment/Techniques/Farm Settings (must include props)   |
| 79) | 80) | 81) | OF - Rare, mistake models and one-off specialty models   |
| 82) | 83) | 84) | Fantasy & Play World: horses replacing humans/action figures in real life scenery or fictional scene and monster-crosses |

### Special Awards and Sponsorships:

**Miller & Sons Supermarket** - All ribbons. Trophy for Champion and Rosette for Reserve Champion in designated class or lot.

**Model Horse Champion awards**: Exhibitors named champion in each experience division will be presented with the opportunity to choose an additional championship award of a model horse, accessory, etc.

**Model Horse Merit award(s)**: Up to two Merit Awards may be awarded at the judge's discretion. One may be awarded to an exemplary new/beginner display and one for individual best entry in lots 79-84, as these lots represent more artistic and model horse industry knowledge.

# EXOTIC DOMESTIC ANIMALS

## Department 11

### Check-In:

Wednesday, 1 - 8 p.m.

Exotics Animals: Pavilion 2 - Near Door 19

***All exhibitors must provide certificate of veterinary inspection to superintendent.***

### Judging:

Saturday, 30 minutes after conclusion of the Dairy Goat Show

Pavilion 2 - Showring B, Conference Judging

**Other Exotics Chairperson:** Melanie Miller - (608) 516-1278

**Eligible 4-H Project Areas:** Animal Sciences - Pygmy Goat, Exotic Animals

**\*\*Exhibitors may only enter in the department/classes that correspond with the 4-H projects they are enrolled in.\*\***

**\*\*Due to the unknowns associated with COVID-19, ALL information listed in the Dane County Fair Premium Book is subject to change at the Fair Board's discretion.\*\***

### Regulations:

- All exhibitors must read and adhere to the Youth Animal Exhibitor Code of Practice as stated on page 12.
- Exhibitors are responsible for having read State, County and District Fair Rules and Regulations of Animal Health as printed in the front of this book (pages 9-11).
- If the animal being shown is owned by the exhibitor, that animal must be under the care and training of the exhibitor by April 1, and continue throughout the Fair. Exhibitors with managerial animals must be part of that animal's on-going training by April 1, continuing through the Fair.
- The exhibitor must be prepared to remove the animal from its stall or enclosure in order to present it to the judge in the showring or on the show table. Exception: Birds Lots 1 - 2.
- Animal entries will be evaluated on conformation for their species/breed.
- Animals shown in any other department will **not** be allowed to exhibit in Department 11.
- Exhibitors may not enter more than one animal in any lot.
- A project animal may be shared by exhibitors under the following conditions:
  - An animal may be shown in only one species or age lot.
  - An animal may be shown in only one showmanship lot.
- Exotic Domestic Animals not registered to be shown in Department 11 will not be allowed in the Pavilions at any time.
- The Dane County Fair Association retains the right to reject or require removal of any and all entries when rules are not followed, when normal rules of animal care are not followed, and/or when it would be in the best interest of the Fair.
- All exhibitors** are responsible for the daily care of their animals. Livestock exhibitors must clean up after their animals and regularly dispose of waste in an appropriate manner.
- Any animal deemed to be in ill health by the on-site veterinarian or department chairperson must be removed from the fairgrounds immediately.
- Exhibitors are encouraged to enter Department 10, Class A, Animal Science Exhibits.
- All ruminant animals housed in Pavilion 2 must present a Wisconsin Scrapies Flock ID at time of entry. Wisconsin-origin sheep and goats (including exotics) moving within the state of Wisconsin do not require a Certificate of Veterinary Inspection. **Animal's official ID must be provided at time of entry.** Official ID includes: Scrapie eartags; USDA 840 ear tags; legible breed tattoos; legible scrapie tattoos; and approved microchips

(Electronic Identification/EID). Scrapie Flock ID numbers will also be recorded. See DATCP health regulations on page 8 for additional information. **All goats require a scrapies tag.**

- Exotics Showmanship Participants: Please wear appropriate attire (white shirt, dark pants). The lead should be short and dark in color. The collar should blend in with the animal's coat color and not be a distraction. Questions about attire or showmanship tack may be directed to the Exotics Chairperson.
- Exotics: Please keep your exhibit area neat and appealing to fairgoers. Clubs are encouraged to enter Dept 32 Booths - A. Group Display - Lot 3, Learning Lane.
- Bucks or wethers are not to be shown.

### Premiums:

Class A, B, C

Blue

\$5

Red

\$4

White

\$3

Pink

\$2

### **CLASS A. Exotic Domestic Breeds**

- Peacock/Peahen
- Any other small exotic bird (please specify on entry form)
- Angora goat - junior (not-freshened)
- Angora goat - senior (must have freshened)
- Pygmy goat - junior (not-freshened)
- Pygmy goat - senior (must have freshened)
- Any other non-dairy goat - junior (not-freshened)
- Any other non-dairy goat - senior (must have freshened)
- Non-dairy goat mother/daughter
- Miniature donkey (may be shown in only one department)
- Any other exotic domestic animal (not including pocket pets).  
This lot must be pre-approved by Fair Management in order to assure availability of adequate housing for the entry.

### **CLASS B. Showmanship**

#### Grades

3-5   6-8   9+

- |     |     |     |                              |
|-----|-----|-----|------------------------------|
| 1)  | 2)  | 3)  | Exotic birds                 |
| 4)  | 5)  | 6)  | Exotic goats                 |
| 7)  | 8)  | 9)  | Miniature donkey             |
| 10) | 11) | 12) | Other exotic domestic animal |

### **CLASS C. Costume Class**

#### Grades

3-5   6-8   9+

- |    |    |    |  |
|----|----|----|--|
| 1) | 2) | 3) | Exotic Goats and Donkeys - Costume Class |
|----|----|----|--|

### **Special Awards and Sponsorships:**

**Miller & Sons Supermarket - All ribbons.** Trophy to Champion and Rosette to Reserve Champion of designated classes.

## CATS Department 13

### Check-In:

Friday, 10 - 10:45 a.m., Exhibition Hall D

### Judging:

Friday, 11 a.m. Conference Judging, Ex. Hall D

**Department Chairperson:** Heather Couch Cameron  
(608) 242-9730

**Superintendents:** Mary Tygum

**Eligible 4-H Project Areas:** Animal Sciences - Cats

*\*\*Due to the unknowns associated with COVID-19, ALL information listed in the Dane County Fair Premium Book is subject to change at the Fair Board's discretion.\*\**

### Regulations:

1. All Cat exhibitors **must enter through the loading dock** of the Exhibition Hall and proceed to the front of Hall D for check-in.
2. **Cats in carriers ONLY, no harnesses or leashes.** Display cages will be provided. Each exhibitor must provide water. Each cat will be allocated one cage space 25 1/2" long, 22" wide and 22" high. Name, address and phone number of the exhibitor must be attached to the cage.
3. **Dane County Fair requires that all cats must be immunized for rabies, rhinotracheitis virus, calici virus and panleukopenia virus at least three weeks prior (no later than July 1)** to the fair and within the past year. Booster shots must be given at least three weeks prior to the Dane County Fair (no later than July 1). **A certificate of immunization proof is required.** Any animals vaccinated within three weeks prior to the fair will be sent home. This includes Ragdoll Cats. **For questions regarding health requirements, contact your veterinarian.**
4. All exhibitors must read and adhere to the Youth Animal Exhibitor Code of Practice as stated on page 12.
5. Cats displaying signs of external parasites or infectious diseases will be disqualified and sent home immediately. Check your cat for ear mites and fleas prior to coming to the Fair.
6. All cats, except kittens, must be under the daily care, feeding and supervision of the exhibitor by March 1 to enter. Kittens must be at least 4 months old by Fair time and under exhibitor supervision by May 15 to enter.
7. Whole adult males and nursing cats are not eligible for show.
8. Judging: Animals will be cage judged.
9. All cats must be removed from the Exhibition Hall immediately following the cat show and taken home. **Do not leave cats in vehicles after the show.**
10. Judging will include general appearance, health and condition, temperament, grooming, knowledge of pet and pet care.
11. Cat project members are encouraged to enter under Animal Science, Department 10, Class A.
12. No Cloverbuds may participate in Department 13 Cats.

<u>Premiums:</u>	<u>Blue</u>	<u>Red</u>	<u>White</u>	<u>Pink</u>
Lots 1 - 12	\$2	\$1.75	\$1.50	\$1.25

### Terms:

Long Hair: Hair coat more than 1" in length on the tail.

Short Hair: Hair coat 1" or less in length on the tail.

### **CLASS A. Cat**

#### **Short Hair    Long Hair**

- |     |     |  |
|-----|-----|--|
| 1)  | 2)  | Male - altered (12-84 months)          |
| 3)  | 4)  | Senior Male - altered (over 84 months) |
| 5)  | 6)  | Female - whole (12-84 months)          |
| 7)  | 8)  | Female - altered (12-84 months)        |
| 9)  | 10) | Senior Female - (over 84 months)       |
| 11) | 12) | Kitten (under 12 months)               |
| 13) |     | Cage decoration (no premiums)          |

## PLANT AND SOIL SCIENCE Department 14

### Check-In:

Tuesday, 1 - 8 p.m., Exhibition Hall

### Judging:

Tuesday, 1 - 8 p.m. Individual Conference Judging, Exhibition Hall:

Class A: Vegetable Crop Box - Lot 1

Class C: Vegetable Crop Box - Lot 1

Class D: Fruits - all lots

Class E: Soybeans - Lots 19-21

Field Corn - Lots 22-24

Class F: Farm Crops - all lots

Wednesday, 8:30 a.m. Danish Judging: All Other Classes/Lots

**Department Chairperson:** **\*\*Chairs needed. Please call the Fair office (608) 469-2428.**

**Superintendents:** **\*\*Superintendents needed. Please call the Fair office (608) 469-2428.**

### Eligible 4-H Project Areas:

Corn, Forage, Grains, Fruits, Vegetables, Soil Science

*\*\*Exhibitors may only enter in the department/classes that correspond with the 4-H projects they are enrolled in.*

*\*\*Due to the unknowns associated with COVID-19, ALL information listed in the Dane County Fair Premium Book is subject to change at the Fair Board's discretion.\*\**

### Regulations:

1. If an entry is deemed to be in the wrong lot by the judge, the exhibitor will receive one placing lower and will not be awarded a premium.

<u>Premiums:</u>	<u>Blue</u>	<u>Red</u>	<u>White</u>	<u>Pink</u>
Class A	\$1.75	\$1.50	\$1.25	\$1
Class B, C, D	\$2	\$1.75	\$1.50	\$1.25
Class E, F	\$2	\$1.75	\$1.50	\$1.25

### **CLASS A. Vegetables Crop Display**

#### Grades

- | <u>3-5</u> | <u>6-8</u> | <u>9+</u> |   |
|------------|------------|-----------|---|
| 1)         | 2)         | 3)        | Vegetable Crop Display - An exhibit of one vegetable grown <b>other</b> than potatoes ( <u>Select from Garden List in right column</u> ). Display on a paper plate or garden box. Exhibitor may include all the same vegetables for the garden display. |

### **CLASS B. Potatoes**

#### Regulations

1. Potato varieties **must be named**. Varieties recommended include the early varieties: Early Gem, Irish Cobbler, Norland, and Red Warba; the mid-season varieties: Chippewa, Red Pontiac and Superior; and the late season varieties: Katahdin, Kennebec, Ontario, Red Lasoda, Russet Burbank, Russet Sebago, and Sebago.
1. State variety on entry tag.

#### Grades

- | <u>3-5</u> | <u>6-8</u> | <u>9+</u> |                                     |
|------------|------------|-----------|-------------------------------------|
| 1)         | 2)         | 3)        | Potato, any early variety - 10      |
| 4)         | 5)         | 6)        | Potato, any mid-season variety - 10 |
| 7)         | 8)         | 9)        | Potato, any late variety - 10       |

## CLASS C. Vegetable Garden Box (No Cloverbuds)

### Regulations

1. Vegetables in this class must be from the **Garden List**.
2. All garden box exhibits must be grown and arranged by the exhibitor.
3. Aluminum foil is the only material that will be permitted in the bottom of the vegetable boxes.
4. **Boxes (18"x18") will be provided.** Judging will be based on variety, quality and arrangements. *NOTE: vegetables need to be placed in boxes by exhibitor so that items do not move around prior to judging.*
5. Limit one box per exhibitor, with choice of 4, 5 or 6 vegetable varieties. At check-in time boxes will be divided into groups by vegetables number per box.

### Grades

3-5	6-8	9+
1)	2)	3)
Vegetable Box		

### Garden List:

#### \*\*\*Select from this list for Classes A and C\*\*\*

Asparagus - 6 stalks  
Beans - 10 green, purple or yellow pods  
Beets - 4  
Broccoli - 1 large head or cluster of small heads  
Cabbage - 1  
Carrots - 4 long or short  
Cauliflower - 1  
Cucumbers - 4 slicing  
Dill - 3 stalks  
Edible pea pods - 10 pods  
Garden peas - 10 pods  
Kohlrabi - 4  
Lettuce - 1 firm head  
Onions - 4 white or yellow  
Peppers - 4 red or green  
Potatoes - 4  
Radishes - bunch of 6  
Squash - 1 any variety  
Sweet Corn - 4 ears husked  
Tomatoes - 4 green or ripe  
Turnips - 4  
Any other leafy vegetable (lettuce, spinach, Chinese cabbage, chard) adequately displayed in pint box.

## CLASS D. Fruit

### Regulations

1. State variety on entry tag.

### Grades

3-5	6-8	9+
1)	2)	3)
4)	5)	6)
Raspberries - pint box		
Small ripe fruit other than raspberries, displayed in a pint box (ex: strawberries, gooseberries, currants) cover tightly w/plastic wrap.		
7)	8)	9)
10)	11)	12)
6 ripe or green apples - all one variety		
6 ripe or green tree fruit (other than apples) all one variety (ex: pears, plums)		
13)	14)	15)
Sour cherries - pint box		

## CLASS E. Farm Crops

### Regulations

1. The size for grain sheaves must be **two** inches in diameter at the smallest point below the heads. All grain sheaves must have leaves stripped from outside.
2. Forage samples should be harvested with usual field harvesting equipment. In Lots 25-36, the exhibit should be in a cured condition suitable for feeding. Bale slices should be attractively displayed. Bring bale slice to Fair tied securely with twine and entry tag attached.

3. In Lots 37-48, the exhibit calls for haycrop silage or corn silage. Samples should be displayed in a 1 gallon container with cover.
4. **Lots 1-48 must state variety on entry tag.**
5. Carefully differentiate between hay and forage entries.
6. **Whole-plant corn must be brought in a 5 gallon bucket.**

### Grades

3-5	6-8	9+
1)	2)	3)
4)	5)	6)
7)	8)	9)
Wheat, well cleaned - 1 gallon container		
Rye, well cleaned - 1 gallon container		
Sheaf oats, well cleaned - 2" in diameter below the heads		
10)	11)	12)
Sheaf barley, well cleaned - 2" in diameter below the heads		
13)	14)	15)
Sheaf wheat, well cleaned - 2" in diameter below the heads		
16)	17)	18)
Sheaf rye, well cleaned - 2" in diameter below the heads		
19)	20)	21)
Soybeans, well cleaned - 6 plants, roots attached with soil, (display in a small plastic container) - Soybean seed or wilted plant		
22)	23)	24)
Field corn - 3 stalks of corn in a 5 gallon bucket container & securely tied, roots attached with soil		
25)	26)	27)
Alfalfa Hay sample, 1st crop, made in current year - exhibited in dry, cured condition		
28)	29)	30)
Alfalfa Hay sample, 2nd crop, made in current year - exhibited in dry, cured condition		
31)	32)	33)
Grass Hay sample, 1st cut, made in current year - exhibited in dry, cured condition		
34)	35)	36)
Grass Hay sample, 2nd cut, made in current year - exhibited in dry, cured condition		
37)	38)	39)
Sample forage from tower silo, exhibited as hay silage (display in a plastic container)		
40)	41)	42)
Sample forage from tower silo, exhibited as corn silage (display in a plastic container)		
43)	44)	45)
Sample forage from bunker, pile or bag exhibited as hay silage (display in a plastic container)		
46)	47)	48)
Sample forage from bunker, pile or bag exhibited as corn silage (display in a plastic container)		

## CLASS F. Other Projects

### Grades

3-5	6-8	9+
1)	2)	3)
Series of posters or a display showing steps followed in completing the necessary jobs of fruit culture (including such jobs as planting cultivation, fertilization, pruning, spraying, mulching, harvesting, etc.). Exhibit should follow a specific fruit from planting through production		
4)	5)	6)
Photographs showing the steps followed in completing the necessary jobs in raising fruit as above		
7)	8)	9)
Crop plants & seed collection (at least 8 samples) properly pressed, dried, mounted and labeled		
10)	11)	12)
Collection of at least 8 crop disease specimens properly pressed, dried, mounted and labeled		
13)	14)	15)
Weed collection (at least 12 weeds) properly pressed, dried, mounted and labeled		
16)	17)	18)
Photographs showing the steps followed in completing the necessary jobs of vegetable gardening (this includes such jobs as planting, cultivation, fertilization, pest control, mulching, harvesting, etc.) - exhibit should follow garden from beginning to end		

### Special Awards and Sponsorships:

- Miller & Sons Supermarket** - All ribbons. Trophy for Champion and Rosette for Reserve Champion in designated class or lot.



# FLOWERS AND HOUSE PLANTS

## Department 15

### Check-In:

Tuesday, 1 - 8 p.m., Exhibition Hall B & C

### Judging:

Tuesday, 1 - 8 p.m., Individual Conference

Class A: All lots

Class C: All lots

Class D: All lots

Class F: All lots

Class G: All lots

All other classes, Wednesday, 8:30 a.m., Danish Judging, Ex. Hall

### Superintendents:

Lisa Mahoney - (608) 437-3520, Dean Meister, Teresa Pelletier

Youth Superintendent: Gwen Mahoney

Eligible 4-H Project Areas: House Plants, Flowers, Home Grounds and Herbs

*\*\*Exhibitors may only enter in the department/classes that correspond with the 4-H projects they are enrolled in.\*\**

*\*\*Due to the unknowns associated with COVID-19, ALL information listed in the Dane County Fair Premium Book is subject to change at the Fair Board's discretion.\*\**

### Regulations

- Individual Conference requires exhibitors to be present.**  
A time card will be at the registration table to schedule a time. otherwise first come, first served. Youth are welcome to observe Danish Judging.
- At check-in time or any time during the Fair, the superintendent has the right to remove any entry showing insect infestation.
- After judging, exhibitors will be expected to water and care for entries throughout the Fair to maintain an attractive exhibit. The Superintendent has the right to remove any entry whose wilted condition makes it unattractive.
- All corsages are to be in plastic bags or plastic corsage boxes.
- Unless otherwise noted, all plant material entered **must be grown by the exhibitor.**
- If an entry is deemed to be in the wrong lot by the judge, the exhibitor will receive one placing lower and will not be awarded a premium.

<u>Premiums:</u>	<u>Blue</u>	<u>Red</u>	<u>White</u>	<u>Pink</u>
Classes A, E, F, G, H,	\$2.00	\$1.75	\$1.50	\$1.25
Classes B, D	\$2.50	\$2.25	\$2.00	\$1.75
Class C	\$1.75	\$1.50	\$1.25	\$1.00

## CLASS A. Landscape, Home Ground Management

### Lots

- Landscape plans exhibit - including before and after plan and pictures along with story of progress made in improving home grounds during the year (must be an amateur scheme).
- 10 specimens of shrub or tree leaves exhibit properly pressed, mounted and identified. Exhibit is to include **two** samples of each leaf (upper and underside of leaf).
- Lawn care exhibit - include before and after pictures with story on seed used, fertilizer and weed control.
- Plan of flower border - include pictures before and after planting border.

## CLASS B. Annuals, Bouquet of Growing Flowers

### Regulations

- Each exhibit is to consist of 6 stems with blossoms of one variety.
- Lots will be judged on stem, foliage and flower. Therefore, you should include foliage. We recommend that entries be in clear glass containers.

### Grades

<u>3-5</u>	<u>6-8</u>	<u>9+</u>
1) 2)	3)	Marigolds - small flowered 1" - 2"
4) 5)	6)	Marigolds - medium flowered 2" - 3"
7) 8)	9)	Marigolds - giant flowered 3" - 4"
10) 11)	12)	Petunias - single
13) 14)	15)	Petunias - double
16) 17)	18)	Snapdragons - dwarf
19) 20)	21)	Snapdragons - spike
22) 23)	24)	Zinnias - dwarf (Including pompoms) 1" - 2"
25) 26)	27)	Zinnias - medium - flowered 2" - 3"
28) 29)	30)	Zinnias - giant - flowered 3" - 4"
31) 32)	33)	Any other annual - identify on entry tag

## CLASS C. Perennial, Growing Flowers

### Regulations

- One blossom or stem.
- Lots will be judged on stem, foliage and flower. Therefore, you should include foliage. Entries should be in a clear glass container.

### Grades

<u>3-5</u>	<u>6-8</u>	<u>9+</u>
1) 2)	3)	Dahlia, any color, 5" or larger
4) 5)	6)	Dahlia, any color, up to 5"
7) 8)	9)	Gladiolus - 1 spike, and any color
10) 11)	12)	Hydrangea - 1 stem
13) 14)	15)	Day Lily - Hemerocallis
16) 17)	18)	Lilies: Tiger, Trumpet, Asian, etc.
19) 20)	21)	Calla Lily
22) 23)	24)	Phlox - any color
25) 26)	27)	Rose - grown as one blossom
28) 29)	30)	Rose - grown as multiple blossoms
31) 32)	33)	Any other perennial - 1 bloom or spike any color (identify species on entry tag)

## CLASS D. Arrangements - Annuals or Perennials

### Regulations

- Materials used in arrangements must be **fresh cut flowers and greens** grown and arranged by exhibitor.
- The mechanics of the arrangement (wiring, taping, aqua picks, needle point, etc.), if used, must be properly concealed.
- All corsages are to be in plastic bags or plastic corsage boxes.

### Grades

<u>3-5</u>	<u>6-8</u>	<u>9+</u>
1) 2)	3)	Circular Arrangement (round design to be seen from all sides)
4) 5)	6)	Triangular Arrangement (design one - sided, symmetrical or asymmetrical)
7) 8)	9)	Horizontal Arrangement (long, low design to be seen from both sides)
10) 11)	12)	Vertical Arrangement (upright design in tall narrow container)
13) 14)	15)	Curvilinear Arrangement (design in a crescent or S-curve)
16) 17)	18)	Miniature arrangement, any style - maximum height and width of 6"
19) 20)	21)	Corsage - fresh flowers only, may purchase plant materials
22) 23)	24)	Bouquet of Mixed Flowers

## CLASS E. House Plants

### Regulations

1. All exhibits in Class E: House Plants **must** have been started from seed or as a leaf or stem cuttings or from bulbs **since summer 2021**. *Exceptions are lots 7 - 9 and 28 - 31. First year exhibitors not eligible in these lots.*
2. Exhibitors in Class E: House Plants should furnish an "information card" for each lot entered. Record the following: name of plant, cutting started, method of propagation used, fertilizing schedule. Cards must be attached to the exhibit.
3. "One plant" means one root system started from one cutting, seed or bulb. Any entry having incorrect number of plants will be given a pink placing.

### Grades

3-5	6-8	9+
1)	2)	3)
4)	5)	6)
7)	8)	9)
10)	11)	12)
13)	14)	15)
16)	17)	18)
19)	20)	21)
22)	23)	24)
25)	26)	27)
--	28)	29)
--	30)	31)

African Violets started from leaf cutting - 1 growing point without flowers (current year)

African Violets started from leaf cutting - 1 growing point with flowers (current year)

African Violets - 1 growing point (previous year - not more than 1 yr. old)

Geranium - 1 plant (current year)

Impatiens - 1 plant (current year)

Tuberous Begonia - 1 plant

Any other Begonia - 1 plant started from bulb

Any other flowering plant started this year

Any flowering plant started in a previous year (including above categories)

Any flowering plant grown under grow light

Any flowering plant grown in a greenhouse by exhibitor

## CLASS F. Foliage House Plant

### Regulations

1. All exhibits in Foliage House plants **must** have been started from seed or as a leaf or stem cutting or from bulbs **since summer 2022**. *Exceptions are lots 16-18 and 22-24. First year exhibitors not eligible in these lots.*
2. Exhibitors in Foliage House plants should furnish an "information card" for each lot entered. Record the following: name of plant, cutting started, method of propagation used, fertilizing schedule. Cards must be attached to the exhibit.
3. "One plant" means one root system started from one cutting, seed or bulb. Any entry having incorrect number of plants will be given a pink placing.

### Grades

3-5	6-8	9+
1)	2)	3)
4)	5)	6)
7)	8)	9)
10)	11)	12)
13)	14)	15)
16)	17)	18)
19)	20)	21)
22)	23)	24)
25)	26)	27)
28)	29)	30)

Coleus - 1 plant

Trailing plant - 1 plant

Caladium - 1 plant started from bulb

Any other foliage plant started this year

Strawberry Begonia or Spider plant - propagated since last Fair, from seed, leaf or stem

Any foliage plant started in a previous year

One container with 3 single foliage plants - each a different species - started this year

One container with 3 different foliage plants started in a previous year

Any foliage plant grown in a greenhouse by exhibitor

Single cactus/succulent

## CLASS G. Hanging Basket or Standing Container

### Regulations

1. Exhibitor entering a Hanging Basket or Standing Container should furnish an "information card" for each lot entered. Record the following: name of plant, when started, method of propagation if pertinent, fertilizing schedule. Card must be attached to the exhibit.
2. Purchased seedlings may be included in exhibits unless specified otherwise.

### Grades

3-5	6-8	9+
1)	2)	3)
4)	5)	6)
7)	8)	9)
10)	11)	12)
13)	14)	15)

Hanging basket - Petunias in bloom

Hanging basket - Any other blooming plants, all of the same species

Hanging basket - Any foliage plants, all same species

Plant in a recycled container

Patio planter with 3 to 6 different plants

## CLASS H. Gardens

### Regulations

1. Exhibitor entering Gardens should furnish an "information card" for each lot entered. Record the following: name of plant, when started, method of propagation if pertinent, fertilizing schedule. Card must be attached to the exhibit.
2. Purchased seedlings may be included in exhibits unless specified otherwise.

### Grades

3-5	6-8	9+
1)	2)	3)
4)	5)	6)
7)	8)	9)
10)	11)	12)
13)	14)	15)
16)	17)	18)

Tropical Garden (ex: peperomia, ficus, palms, etc.)

Desert Garden (ex: cactus, sedum, etc.)

Woodland Garden (ex: native plants, fern, moss)

Terrarium (completely enclosed)

Herb Garden - three or more plants, all different species, all started from seed by the exhibitor (state plant names on entry tag)

Fairy Garden (include a list of plants with entry)

## CLASS I. Plant Crafts

### Regulations

1. The emphasis in this class is on the natural plant materials; non-natural accents, where permitted, are to be minimal.
2. The plant materials used are to be grown or gathered by the exhibitor.
3. Wreaths and swags must be constructed with adequate loops for hanging and Fair display.

### Grades

3-5	6-8	9+
1)	2)	3)
4)	5)	6)
7)	8)	9)
10)	11)	12)
13)	14)	15)
16)	17)	18)

Dried arrangements in containers - no silk flowers

Potpourri - list ingredients, no purchased oils allowed

Any other use of dried flowers - no silk flowers allowed

Display using natural evergreens (accent notes permitted)

Wreath of grapevine, pine cones, straw or other natural material

Swag of natural materials

## CLASS J. Miscellaneous

### Regulations

1. Exhibitor in Miscellaneous Houseplants should furnish an information card for each lot entered. Record the following: name of plant, when started, method of propagation if pertinent, fertilizing schedule. Card must be attached to the exhibit.
2. Purchased seedlings may be included in exhibits unless specified otherwise.

### Grades

<u>3-5</u>	<u>6-8</u>	<u>9+</u>	
1)	2)	3)	Plant grown from household discard such as avocado, pineapple, citrus seed, etc.
4)	5)	6)	Any single bedding plant purchased as a seedling, grown in a pot & maintained in this growing season.
--	7)	8)	Potted vegetable plant grown from seed by the exhibitor (state variety on entry tag)
--	9)	10)	Any plant not listed above showing advanced or unusual techniques in propagating, growing, handling or training. Exhibits must have a 3" x 5" card describing method used. (ex: grafting, topiary, bonsai, hydroponics, plant standards, air layering, gesneriads from seeds, ferns started by exhibitor from spores).

### Special Awards and Sponsorships:

**Miller & Sons Supermarket** - All ribbons. Trophy for Champion and Rosette for Reserve Champion in designated class or lot.

## NATURAL SCIENCES

### Department 16

## SHOOTING SPORTS

**Classes A - H:** Individual Conference Judging

**Class I:** Danish Judging (\*Required for exhibitors entering class A-H)

### **Class A: Archery Spots**

Fair shoot competition will be **June 11** at the Stoughton Conservation Club (SCC) - 918 Collins Rd., Stoughton, WI

**Class B: NO 3-D ARCHERY AT 2022 DANE COUNTY FAIR**

### **Class C: Shotgun**

Fair shoot competition will be **June 11** at the SCC - 918 Collins Rd.

### **Class D: Air Rifle**

Fair shoot competition will be **June 18** at the Oregon Sportsman Club - 1726 Sand Hill Rd, Oregon, WI

### **Class E: .22 Rifle**

Fair shoot competition will be **April 16** at the SCC - 984 Collins Rd.

### **Class E & G: Air Pistol & .22 Pistol**

Fair shoot competition will be **June 11** at the SCC - 984 Collins Rd.

### **Class H: Muzzle Loading**

Fair shoot competition will be **June 11** at the SCC - 984 Collins Rd.

*\*\*Due to the unknowns associated with COVID-19, ALL information listed in the Dane County Fair Premium Book is subject to change at the Fair Board's discretion.\*\**

### **Entries will be made in FairEntry under Department: Shooting Sports**

All participants must attend the appropriate number of classes in order to qualify to shoot for each discipline. **.22 Rifle participants must sign up for Fair shoot times via FairEntry, opening mid-March for .22 Rifle only. All other disciplines must sign up for Fair shoot times with their Fair entries.** Fair shoot times will be filled on a first come, first served basis. Scores will be tallied on the date of the shoot and held until Fair time, and will be cross referenced with FairEntry (participants **MUST** enter all Class/Lots in FairEntry). Anyone who does not sign up with FairEntry will be disqualified and scores removed from the rankings.

**All youth participating in the Fair Shoot are required to participate in Class I, Wildlife Ecology Knowledge Challenge.** If an exhibitor does not participate in the Knowledge Challenge they will forfeit their ranking of scores in shooting events and resulting ribbons, awards and premiums. The test will be given **June 11** during the Fair shoot at the Stoughton Conservation Club and **June 18** during the Fair shoot at the Oregon Conservation Club.

*\*\*Members will receive a final email confirmation of shooting times prior to the shoot.\*\**

**Note:** The Stoughton Conservation Club is handicap accessible.

### **Department Chairperson:**

**\*\*Shooting Sports Chairs needed. Please call the Fair office (608) 469-2428.**

### **Superintendents:**

Class A - Archery Spots: Chad Xander (608) 333-5192  
Class C - Shotgun: Pam VanderSanden (608) 206-4968  
James Howard  
Class D - Air Rifle: Chad Xander (608) 333-5192  
Class E - Air Pistol: Jeff Wiltzius (608) 828-9503  
Class F - .22 Rifle: Chad Xander (608) 333-5192  
Wayne Parrell  
Class G - .22 Pistol: Jeff Wiltzius (608) 828-9503  
Class H - Muzzle Loader: James Howard (608) 228-5063  
Sandy Droster (608) 445-5098  
Class I - Wildlife Ecology Exam: Robert Ruth

### Eligible 4-H Project Areas:

Youth must be enrolled in specific shooting sports disciplines to participate. Exhibitors may only enter in the department/class that correspond with the 4-H projects they are enrolled in.

### Department Regulations:

- Classes A - H: All exhibitors' parents or guardians must have completed a waiver of liability form.
- Classes A - H: Participants **must** be certified by a 4-H Shooting Sports Instructor. All Junior and Intermediate Shooting Sports members must attend a minimum of three (3) Dane County shooting sports practices in the current year, in a discipline to be eligible to take part in that specific discipline at the County Fair. Senior Shooting Sports members must attend at least one (1) shooting sports practice per discipline in the current year to be eligible to take part in that specific discipline at the County Fair. For a Senior Shooting Sports member to be eligible for the one (1) practice they need to be enrolled in the discipline for a minimum of at least the two (2) prior consecutive years. **ALL Pistol project members are still required to attend three (3) practices for that discipline.** Approved shoots or competitions may take the place of up to two shooting sports practices (ex: Marshfield, West Bend, etc.) for members that are not in their first year of shooting sports. Proof of attendance must be shown to the registration table attendee at the Fair. Participating in 3 competition shoots will not be accepted. All shooting sports members must attend at least one practice. The signed green card will be required at the Fair to participate in the Fair shoots. If the green card is not present and shown when asked for, the youth will not be allowed to participate. (Proof of two competitions in place of two of the three required classes will be allowed in addition to the green card). **Instructors will have final decision on whether a senior shooting sports member may need extra practices to participate in the Fair shoot.**
- Classes A - H: Participants **must** wear appropriate footwear (closed-toe shoes or boots) to participate in shooting sports training and the Fair Shoot event(s)
- Classes A - H: Parents/Guardians may not coach at the shooting line.
- Participants must be 8 years of age and in at least 3rd grade to participate in 4-H Shooting Sports.
- Ages are as of January 1 of the exhibit year.
- Youth must be at least 12 years old and have successfully completed a hunter safety/education course through the Wisconsin DNR for any powder burning fire arms.
- The final decision to allow 4-H members to participate in the County Fair will be made by the county instructors and will be based primarily on safe firearms and bow handling procedures as appropriate for discipline(s) enrolled. Attending a minimum number of practices does not guarantee permission to take part in the shoot.
- The top qualifying blue ribbon score will become eligible for Grand Champion award.

Premiums:	Blue	Red	White	Pink
	\$2.00	\$1.75	\$1.50	\$1.25

### CLASS A. Archery Indoor Spots

#### Regulations

- Exhibitors may **NOT** shoot in a class recommended for younger exhibitors. Exhibitors **MAY** shoot in a class recommended for older exhibitors. No Cloverbuds.
- Equipment: Your own bow, minimum of six arrows per shooter. Arm guards are suggested.
- X's will be scored for tie breaker.  
Junior: Ages 3rd grade - age 11, shooting at 10 yards  
Intermediate: Ages 12 - 14, shooting at 15 yards  
Senior: Ages 15 - 19, shooting at 20 yards
- Ribbons and premiums will be based on the scores in the chart on page 44.

### Jr Int. Sr

- |    |    |     |  |
|----|----|-----|--|
| 1) | 5) | 9)  | Barebow recurve/longbow and compound. No sights, peep, fingers only, no tape or marks on bow.  |
| 2) | 6) | 10) | Limited for compound and recurve. Fixed sight, string peep. Finger shooters only, stabilizers measuring 12" or less from the front of the riser, no magnified sights. Sliding sights are allowed but may not be moved once scoring rounds begin. You may move sight during practice rounds <b>ONLY</b> . |
| 3) | 7) | 11) | Bowhunter. Sight with no magnification and once practice round is completed sight cannot be adjusted unless of an equipment failure, string peep, mechanical releases, stabilizer measuring 12" or less from the front of the riser.   |
| 4) | 8) | 12) | Unlimited. All accessories acceptable.   |

### CLASS B. 3-D Archery

#### Regulations

- Exhibitors may **NOT** shoot in a class recommended for younger exhibitors. Exhibitors **MAY** shoot in a class recommended for older exhibitors. No Cloverbuds.
- Equipment: Your own bow. **Archers are required to provide their own arrows. Recommended each archer have a minimum of 6 arrows for the event.** Arm guards are suggested.
- First dropped arrow will be used to break a tie.  
Junior: Ages 3rd grade - age 11  
Intermediate: Ages 12 - 14  
Senior: Ages 15 - 19
- Ribbons and premiums will be based on the scores in the chart on page 43.

### Jr Int. Sr

- |     |     |     |   |
|-----|-----|-----|---|
| 13) | 17) | 21) | Barebow compound, recurve or longbow. No sights, marks or tape on barebow.  |
| 14) | 18) | 22) | Limited for compound and recurve. Fixed sight, string peep. Finger shooters only, stabilizers measuring 12" or less from the front of the riser, no magnified sights. |
| 15) | 19) | 23) | Bowhunter. String peep, mechanical releases, stabilizer measuring 12" or less from the front of the riser. No magnified sights.                                       |
| 16) | 20) | 24) | Unlimited. All accessories acceptable.  |

### CLASS C. Shotgun Shoot

#### Regulations

- Equipment: Provide own eye and ear protection. Provide own shotgun, 12 or 20-gauge recommended. Shooters are encouraged to provide their own ammunition, shot size 7-1/2 to 9 required. Additional ammo will be available on site. Magnum or baby magnum loads are not permitted. No reloads will be allowed.
- Exhibitors may **NOT** shoot in a class recommended for younger exhibitors. Exhibitors **MAY** shoot in a class recommended for older exhibitors.
- Clays will be provided.
- In the event of a tie, awards will be decided on the basis of longest run in the total event beginning with the first target hit. If a tie remains there will be a 10-clay shoot-off.
- Adaptations for handicapped shooters must be approved by the range commander prior to the event.
- Ribbons and premiums will be based on the scores in the chart on page 44.

#### Lots:

##### Trap

- Intermediate (ages 12 - 14) Shotgun Shoot - 25 Clay
- Senior (ages 15 - 16) Shotgun Shoot - 50 Clay
- Advanced (ages 17 - 19) Shotgun Shoot - 50 Clay

##### Skeet

- Ages 14 - 19 with two years of trap shooting prior to shooting skeet. Shotgun Shoot - 24 shots/1 mulligan

## CLASS D. Air Rifle Shoot

### Regulations

1. Equipment - Provide own eye protection. You may use your own air rifle (no scopes) if it has been inspected and approved by the range commander prior to the shoot. Pellets .177 will be provided or you may provide your own and will be inspected by commander.
2. Each shooter will fire four positions: prone, kneeling, sitting and standing at 33 feet (10 meters).
3. Each shooter will fire a practice round of five shots.
4. Targets used are the (2) NRA TQ18 for Plinker Class and Hunter Class, (1) AR-5/10 for Sporter. Any inspection of targets will be from behind the line of fire.
5. Adaptations for handicapped shooters must be approved by the range commander prior to the event.
6. Course of fire for pellet and air rifle:
  - a. Standing, 33 ft (10 meters). 10 Shots 100 Pts.
  - b. Kneeling, 33 ft (10 meters). 10 Shots 100 Pts.
  - c. Sitting, 33 ft (10 meters). 10 Shots 100 Pts.
  - d. Prone, 33 ft (10 meters). 10 Shots 100 Pts.
7. Age Divisions
  - Junior (ages 8 - 11) Air Rifle
  - Intermediate (ages 12 - 14) Air Rifle
  - Senior (ages 15 - 19) Air Rifle
8. There are three classes of rifle. The classes are plinker, hunter, and sporter.

**Plinker:** Usually a pump rifle costing less than \$100 MSRP.  
**Hunter:** Usually a break action rifle (occasionally PCP or CO2) costing \$100 - \$500 MSRP. Exceptions are the Daisy M853/753/953/853CM and Daisy M888/887(CO2)  
**Sporter:** All rifles listed by the CMP and National 4-H as sporter rifles. Including: Air Force Air Guns EDGE (pneu), Daisy M853/753/ 953/ 853CM, Daisy M888 / 887 (CO2), Crosman CH2009 (CO2), Daisy XSV 40 Valiant (Comp. air), Air Arms T200 (Comp. air) and Champions Choice T200/CZ 200T.
9. Ribbons and premiums will be based on the scores in the chart on page 44.

### Jr Int. Sr

- |    |    |    |         |
|----|----|----|---------|
| 1) | 4) | 7) | Plinker |
| 2) | 5) | 8) | Hunter  |
| 3) | 6) | 9) | Sporter |

## CLASS E. Air Pistol Shoot

### Regulations

1. Equipment:
  - a. Provide own eye and ear protection.
  - b. Must be at least 9 years old and in 4th grade or better.
  - c. Must have participated in Air Rifle or .22 Rifle for one year prior to participating in Air Pistol.
  - d. Must complete 3 certification shoots each and every year in order to shoot at Dane County Fair.
  - e. Pistols shall be inspected prior to each shoot by the instructor.
  - f. Each pistol shall have an empty chamber indicator which may consist of "weed wacker" cord.
  - g. Ammunition will consist of lead pellets with flat nose/wad cutter tip.
  - h. Air Pistol competition will be held at 10 meters (33 feet).
  - i. Pistol may be CO2, spring or pump.
  - j. Pistol must be open sighted.
  - k. Caliber must be .177
  - l. Shooting will be done single shot.
  - m. Targets to be used are NRA licensed B40 (10 meter air pistol).
  - n. Course of fire:
    - 5 minutes for unlimited sighters
    - 30 minutes to fire 20 shots on 4 bulls/targets
    - 5 shots on each bull/target
  - o. NRA International pistol rules govern anything not covered
  - p. Tiebreakers: ties will be broken with most number of "x", most number of "tens", etc. until tie is broken.

q. The Match Director reserves the right to alter the event as weather, terrain or enrollment dictates.

2. Ribbons and premiums will be based on the scores in the chart on page 44.

\*\*\*Note: In order to participate in .22 Pistol, you need at least one year in Air Pistol and meet qualification standards.

### Lots:

- 1) Junior (ages 9 - 11)
- 2) Intermediate (ages 12 - 14)
- 3) Senior (ages 15 - 19)

## CLASS F. .22 Rifle Shoot

### Regulations

1. Equipment:
  - a. Provide own eye and ear protection.
  - b. Bolt action .22 rifles with iron sights (no scopes) and ammunition will be available. Shooter may provide own rifle capable of being loaded and fired in a single shot fashion only (no scopes) and inspected by the range commander prior to shoot. .22 ammunition will be provided or you may provide your own and will be inspected by the commander.
  - c. The range commander will inspect the rifle and ammunition and determine the suitability for match shooting.
2. Four positions: prone, kneeling, sitting and standing at 50 feet.
3. Each shooter will fire a practice round of five shots.
4. Targets used are the standard NRA official TQ 1-1 for Intermediate and Senior Hunting Rifle and A17 for Intermediate and Senior Target Rifle. One target will be shot at each position for score. Inspection of targets will be done from behind the line of fire.
5. Adaptations for handicapped shooters must be approved by the range commander prior to the event.
6. Course of fire for .22 rifle:
  - a. Standing, 50 ft., 10 shots, 100 pts.
  - b. Kneeling, 50 ft., 10 shots, 100 pts.
  - c. Sitting, 50 ft., 10 shots, 100 pts.
  - d. Prone, 50 ft., 10 shots, 100 pts.
7. Definitions:

**Hunting Rifle:** Rifle weighing less than 7 1/2 lbs. No scopes, slings, gloves or other accessories allowed.  
**Target Rifle:** Rifles weighing more than 7 1/2 lbs. May be equipped with slings, gloves and accessories. No palm rests or hookbutt plates allowed.
8. Exhibitors may **NOT** shoot in more than one age group. Exhibitors may **NOT** shoot in a class recommended for younger exhibitors but **MAY** shoot in a class recommended for older exhibitors.
9. Ribbons and premiums will be based on the scores in the chart on page 44.

### Lots:

- 1) Intermediate (ages 12 - 14) - .22 Hunting Rifle Shoot
- 2) Senior (ages 15 - 19) - .22 Hunting Rifle Shoot
- 3) Intermediate (ages 12 - 14) - .22 Target Rifle Shoot
- 4) Senior (ages 15 - 19) - .22 Target Rifle Shoot

## CLASS G. .22 Pistol Shoot

### Regulations

1. Equipment:
  - a. Provide own eye and ear protection.
  - b. Must be at least 12 years old.
  - c. Must have successfully completed Hunter Safety/Education Course through WI DNR.
  - d. Must have participated in Air Rifle or .22 Rifle for one year prior to participating in .22 Pistol.
  - e. Must have participated in Air Pistol prior to participating in .22 Pistol.
  - f. Must have completed three certification shoots each and every year in order to shoot at the Dane County Fair Shoot.
  - g. Pistols shall be inspected prior to each shoot by the range master.

- h. Each pistol shall have an empty chamber indicator which may consist of a "weed wacker" cord.
  - i. Standard .22 short, long or long rifle ammo is required. **NO** .22 magnums or HYPERVELOCITY ammunition (like "stingers") will be allowed.
  - j. .22 pistol competition will be held at 50 feet. Pistol must be open sighted.
  - k. Targets to be used are NRA licensed B2/B3.
  - l. Course of fire:  
**Intermediate & Senior:** Slow-fire Bullseye. Shooting position will be standing, 2-handed allowed. 40 shots - slow fire (40 shots for records). 10 sighters or warm-up shots. 10 minutes per 10 shot string, four strings of fire.
  - m. NRA International pistol rules govern anything not covered.
  - n. Tiebreakers: ties will be broken with most number of "x", most number of "tens", etc. until tie is broken.
  - o. The Match Director reserves the right to alter the event as weather, terrain or enrollment dictates.
2. Ribbons and premiums will be based on the scores in the chart on page 44.

Per BATF regulations, all .22 pistol shooters under the age of 18 must have in their possession a written permission statement from their parent or guardian stating their permission to possess and fire Small-bore Pistols. In accordance with federal laws pertaining to youth and pistols (see Youth Safety Handgun Act), the National 4-H Shooting Sports Program prohibits the transportation of a pistol for any reason by a youth under 18 years of age. Arrangements must be made for an adult to transport all smallbore pistols. Youth under the age of 18 may NOT possess a smallbore pistol without adult supervision. This includes driving themselves to the event or even walking from the parking lot into the building. Similarly, at any match, parents may not just hand the cased gun to their youth in the parking area and send them on their way to the pistol event. A parent or guardian needs to accompany the youth to and from the .22 pistol event.

#### **Lots:**

- 1) Intermediate (ages 12 - 14)
- 2) Senior (ages 15 - 19)

### **CLASS H. Muzzle Loading**

#### **Regulations**

- 1. Course of Fire: A single practice shot will be fired at 25 yards, followed by 5 shots for record. Time allowed will be 30 minutes. Following the 25 yard phase of competition, 5 shots for record will be fired at 50 yards. Time allowed will be 30 minutes. A total of 11 shots will be fired 1 practice/sighting shot and 10 record shots. A fouling shot, preceding the one practice sighting shot will be allowed.
- 2. Target: The 25 yard competition phase will utilize the Bottle target. The 50 yard competition phase will utilize the NRA B-19 pistol target. The 5 shots for record will be fired upon this single-bull target.
- 3. Shooting Position: All shooting will be done from the offhand (standing) position without the aid of a sling or other artificial support. Either the military or Olympic stance is acceptable.
- 4. Capping, Snapping, Firing: All loading will be done at the loading bench located behind the firing line. All capping, snapping of caps, flash pan charging and firing will take place at the firing line. Shooters are expected to load and fire their guns on their own. If they need assistance, the range commander should be notified.
- 5. Propellant: Propellant to be only Black Powder, Pyrodex or any other NMLRA approved Black Powder substitute of appropriate granulation for your rifle. A powder measure, separate from the powder container, must be used when charging. No open containers of powder will be allowed on the loading benches. Load charge must be only what is considered light to moderate for your rifle.
- 6. Ammunition: Projectiles will be patched round ball or lubricated bullet. Plastic patching or synthetic fabric patching may not be

used with the round ball. Any safe, non-corrosive lubrication may be used. NO sabots allowed.

- 7. Firearms: Side hammer or in-line percussion cap rifles or smooth bore shoulder arms that load from the muzzle may be used. Ignition must be by the old type percussion cap, which fits over the nipple, or 209. Primers may be used for ignition. Flintlocks will be allowed.
- 8. Sights: Any metallic sight combination (iron sights) open and/or peep may be used. No telescopic sights.
- 9. Optical Equipment: Spotting scopes will be allowed. Handheld binoculars might be placed on the bench as an aid in viewing targets.
- 10. Ribbons and premiums will be based on the scores in the chart on page 44.

The Match Director reserves the right to alter the event as weather, terrain or enrollment dictates.

#### **Lots:**

- 1) Intermediate (age 12 - 14)
- 2) Senior (age 15 - 19)

### **CLASS I. Wildlife Ecology Knowledge Challenge**

Conservation and natural resources are important components of the Shooting Sports Program. Be sure to enter and participate in this class to receive ribbons, awards and premiums for all of Department 16 Shooting Sports. Failure to take the challenge will result in loss of shooting event standings and any premiums or awards. Topics may include: species identification, conservation terms, Wisconsin wildlife trivia and more.

The test will be given **June 11** during the Fair shoot at the Stoughton Conservation Club and **June 18** during the Fair shoot at the Oregon Conservation Club.

In lieu of a trophy, Class I champions will receive a framed certificate and 1-year subscription to the Wisconsin National Resources magazine, sponsored by the Dane County Shooting Sports Committee.

#### **Lots:**

- 1) Junior (ages 3rd grade - 11) - 15 questions
- 2) Intermediate (ages 12 - 14) - 20 questions
- 3) Senior (ages 15 - 19) - 25 questions



# Dane County Fair - Department 16 - Natural Sciences: Shooting Sports Score and Premium List

## CLASS A. Archery Indoor Spots

	<u>Junior</u>	<u>Intermediate</u>	<u>Senior</u>
<b><u>Bare Bow</u></b>			
Blue	100 and higher	100 and higher	100 and higher
Red	50 - 99	50 - 99	50 - 99
White	Under 50	Under 50	Under 50
<b><u>Limited</u></b>			
Blue	100 and higher	100 and higher	100 and higher
Red	50 - 99	50 - 99	50 - 99
White	Under 50	Under 50	Under 50
<b><u>Bow Hunter</u></b>			
Blue	200 and higher	225 and higher	250 and higher
Red	100 - 199	125 - 224	150 - 249
White	Under 100	Under 125	Under 150
<b><u>Unlimited</u></b>			
Blue	200 and higher	225 and higher	250 and higher
Red	100 - 199	125 - 224	150 - 249
White	Under 100	Under 125	Under 150

## CLASS B. 3-D Archery

	<u>Junior</u>	<u>Intermediate</u>	<u>Senior</u>
<b><u>Bare Bow</u></b>			
Blue	100 and higher	100 and higher	100 and higher
Red	50 - 99	50 - 99	50 - 99
White	Under 50	Under 50	Under 50
<b><u>Limited</u></b>			
Blue	100 and higher	100 and higher	100 and higher
Red	50 - 99	50 - 99	50 - 99
White	Under 50	Under 50	Under 50
<b><u>Bow Hunter</u></b>			
Blue	100 and higher	130 and higher	190 - 240
Red	50 - 99	100 - 129	170 - 189
White	Under 50	Under 100	Under 170
<b><u>Unlimited</u></b>			
Blue	100 and higher	130 and higher	190 - 240
Red	50 - 99	100 - 129	170 - 189
White	Under 50	Under 100	Under 170

## CLASS C. Shotgun Shoot

	<u>Intermediate</u>	<u>Senior</u>
<b><u>Trap</u></b>		
Blue	15 and above	20 and above
Red	10 - 14	14 - 19
White	9 and lower	13 and lower
<b><u>Advanced Trap</u></b>		
Blue		40 and higher
Red		20 - 39
White		19 and lower
<b><u>Skeet</u></b>		
Blue		16 - 25
Red		9 - 15
White		8 and lower

## CLASS D. Air Rifle Shoot

	<u>Junior</u>	<u>Intermediate</u>	<u>Senior</u>
<b><u>Plinker</u></b>			
Blue	100 and higher	125 and higher	175 and higher
Red	50 - 99	75 - 124	100 - 174
White	49 and lower	74 and lower	99 and lower
<b><u>Hunter</u></b>			
Blue	150 and higher	150 and higher	200 and higher
Red	75 - 149	75 - 149	125 - 199
White	74 and lower	74 and lower	124 and lower
<b><u>Porter</u></b>			
Blue	175 and higher	175 and higher	200 and higher
Red	101 - 174	101 - 174	125 - 199
White	100 and lower	100 and lower	124 and lower

## CLASS E. Air Pistol Shoot

	<u>Junior</u>	<u>Intermediate</u>	<u>Senior</u>
<b><u>Air Pistol</u></b>			
Blue	90 and higher	125 and higher	150 and higher
Red	50 - 89	75 - 124	125 - 149
White	49 and lower	74 and lower	124 and lower

## CLASS F. .22 Rifle Shoot

	<u>Intermediate</u>	<u>Senior</u>
<b><u>Hunting Rifle</u></b>		
Blue	100 and higher	175 and higher
Red	50 - 99	120 - 174
White	49 and lower	119 and lower
<b><u>Target Rifle</u></b>		
Blue	100 and higher	200 and higher
Red	50 - 99	100 - 199
White	49 and lower	99 and lower

## CLASS G. .22 Pistol Shoot

	<u>Intermediate</u>	<u>Senior</u>
<b><u>.22 Pistol</u></b>		
Blue	120 and higher	175 and higher
Red	70 - 119	100 - 174
White	69 and lower	99 and lower

## CLASS H. Muzzle Loading

	<u>Intermediate</u>	<u>Senior</u>
<b><u>Muzzleloader</u></b>		
Blue	35 and higher	35 and higher
Red	20 - 34	20 - 34
White	19 and lower	19 and lower

# NATURAL SCIENCES PROJECTS

## Classes J - O

### Check-In:

Tuesday, 10 a.m. - 2 p.m., Exhibition Hall

### Judging:

Tuesday, 10 a.m. - 2 p.m. Individual Conference Judging, Exhibition Hall

**Department Chairperson:** Colleen Rohde-Szudy - (608) 669-4482

**Eligible 4-H Project Areas:** Natural Sciences (all areas)

*\*\*Due to the unknowns associated with COVID-19, ALL information listed in the Dane County Fair Premium Book is subject to change at the Fair Board's discretion.\*\**

## CLASS J. Shooting Sports Exhibit

### Regulations

1. **All sharp points** must be covered or blunted.
2. **Live ammo, actual guns or bows are prohibited.**
3. Exhibitor may choose own format: poster, display board, scrapbook, models, drawings, photographs or any other creative format.
4. Posters/foam boards must not be larger than the standard size (22"x28"). Tri-fold display boards may be used.
5. Collection of plant specimens in short supply, state and federal protected flowers, endangered species of any kind, bird nests, or feathers are not allowed. Any exhibit of this type will be disqualified.

### Lots:

- 1) Any handmade shooting sports accessory.
- 2) Display showing safe handling, transporting or storage of gun or bow and equipment.
- 3) Pictures or drawings of at least 4 types of guns or bows (include name, action design and other information to help identify the type of gun or bow).
- 4) Identify parts of a gun or bow with a key to the purpose of each part
- 5) Display related to game laws or hunting ethics.
- 6) Story and pictures of a hunting or fishing experience or conservation project you were involved in. **Must be presented in a scrapbook format)**
- 7) Exhibit on wild game cooking
- 8) Other exhibit relating to shooting sports or hunting.

## CLASS K. Exploring Your Environment

### Regulations

1. Collection of plant specimens in short supply, state and federal protected flowers, endangered species of any kind, bird nests, or feathers are not allowed. Any exhibit of this type will be disqualified. The study or exhibit preparation should never be an interruption to the balance of nature.
2. Exhibits can include collections, posters, models, scrapbooks, or other creative format.
3. Posters/foam boards must not be larger than the standard size (22"x28"). Tri-fold display boards may be used.

### Lots:

- 1) Astronomy exhibit
- 2) Entomology exhibit (if insect collection, include where collected and common name)
- 3) Geology exhibit (if rock and mineral collection, include where collected and common name)
- 4) Wildlife exhibit of mammals, birds, reptiles or amphibians
- 5) Habitat or habitat improvements
- 6) Bird, bat or wood duck house - No kits. Write on an index card where you would mount the house for best results.

- 7) Display on invasive species in Wisconsin
- 8) Display on endangered species in Wisconsin ([See Reg. 1](#))
- 9) Report on careers in wildlife (research or job shadow/ interview with permission to use for project).
- 10) Piece of ORIGINAL wildlife art for the home - Any media, no kits
- 11) Display of wildlife signs: tracks, nests, scat, etc. ([See Reg. 1](#))
- 12) Camera Hunt: Minimum of 5 photos of different wildlife, non-domestic species (mammals, birds, fish, reptiles, amphibians) taken by exhibitor, mounted on poster, scrapbook or other display. Each photo is to be labeled with: when and where photo was taken, name of the species and at least one interesting fact about this species.
- 13) Wildflower exhibit
- 14) Conservation exhibit
- 15) Water exhibit (quality, pollution, conserving, etc.)
- 16) Home energy exhibit
- 17) Any other exhibit related to our environment

## CLASS L. Forestry

### Regulations

1. The study or exhibit preparation should never be an interruption of the balance of nature. Collecting hard to find plant specimens, bird nests or feathers is prohibited.
2. Exhibitor may choose their own format: poster, tri-fold display board, scrapbook, models, drawings, photographs or any other creative format.
3. Posters/foam boards must not be larger than the standard size (22"x28").

### Lots:

- 1) Exhibit on forest products, uses
- 2) Tree parts with description
- 3) Tree identification (example - leaf collection, pictures, using a tree key, etc.)
- 4) How trees are important to our environment
- 5) Identify diseases, disasters or insects that affect our forests
- 6) State forests exhibit
- 7) Any other original exhibit related to forestry

## CLASS M. Recycling

### Regulations

1. Exhibitor may choose own format: poster, display board, scrapbook, models, drawings, photographs or any other creative format.
2. Posters/foam boards must not be larger than the standard size (22"x28").

### Lots:

- 1) Recycling exhibit (example - family recycling, recycled items, repurposed article made from recycled materials)

## CLASS N. Outdoor Adventure

### Regulations

1. Exhibitor may choose their own format: poster, display board, scrapbook, models, drawings, photographs, or any other creative format.
2. Posters/foam boards must not be larger than the standard size (22"x28").

### Lots:

- Ideas are equipment, planning an outing, safety, personal adventures
- 1) Adventures such as camping, orienteering, geocaching, etc.
  - 2) Backpacking and Hiking
  - 3) Bicycling
  - 4) Canoeing
  - 5) Winter Travel

## CLASS O. Fishing

### Regulations

1. **All sharp points** must be covered or blunted.
2. Exhibitor may choose their own format: poster, display board, scrapbook, models, drawings, photographs, or any other creative format.
3. Posters/foam boards must not be larger than the standard size (22"x28").

### Lots:

- 1) Common fish of Wisconsin - include type of water required by each kind of fish, its spawning and feeding habits and state laws regulating the taking of the fish.
- 2) Selecting fishing equipment
- 3) Preparing fish for the pan
- 4) Homemade fishing equipment (rod, lure, jig, fly) - exhibit of one or more piece
- 5) Parts of a fish
- 6) Types of bait
- 7) Tackle box inventory check list
- 8) Any other original exhibit related to the sport of fishing

### Special Awards and Sponsorships:

**Top Shot** - Combination of scores from four events: Indoor Archery, Pistol (either Air or .22), Rifle (Air or .22) and Shotgun (Trap or Skeet). Highest total score will receive a plaque and have their name engraved on a traveling trophy.

**Miller & Sons Supermarket:** All ribbons. Trophy to Champion and rosette to Reserve Champion of each designated class or lot (except Class I).

**Dane County Shooting Sports Committee:** Framed certificate and 1-year subscription to the Wisconsin Natural Resources magazine to the champions of Class I.

**Oregon Sportsman's Club:** Use of facilities

**Stoughton Conservation Club:** Use of equipment and ranges

**Poynette Bowhunters:** Use of facilities

## EXPLORING & CLOVERBUD

### Department 17

### Check-In:

Tuesday, 4 - 8 p.m., Exhibition Hall

### Judging:

Tuesday, 4 - 8 p.m. Individual Conference Judging, Exhibition Hall

### Department Chairperson:

**Cloverbud:** Daun & Kayla Garcia - (608) 219-8553

**Exploring:** Davina & Everett Penne - (608) 437-2127

Lisa Lawson - (608) 347-1412

### Youth Superintendents:

Sydney & Maddie Lawson

### Premiums:

	<u>Blue</u>	<u>Red</u>	<u>White</u>	<u>Pink</u>
Class A	\$1.75	\$1.50	\$1.25	\$1
Class B	\$1 per exhibit Participation Award			

*\*\*Due to the unknowns associated with COVID-19, ALL information listed in the Dane County Fair Premium Book is subject to change at the Fair Board's discretion. \*\**

## CLASS A. Exploring

Eligible 4-H Project Areas: Exploring

### Regulations:

1. **Grades 3 - 5 are eligible.**
2. May exhibit up to 5 entries.
3. A "display" may be pictures, a 14"x22" poster, a story, actual objects or any combination.

### Lots:

- 1) Model airplane or rocket
- 2) Art or craft project - any media (ready for hanging), no kits
- 3) Any exhibit of historical significance
- 4) Simple garment - knitted, crocheted or sewn
- 5) 3 brownies or cookies from mix or scratch
- 6) Simple woodworking article
- 7) Simple extension cord
- 8) Collection of five of one of the following mounted and labeled properly: leaves, wild flowers, rocks, insects (certain natural resources are protected)
- 9) Bouquet of flowers or one houseplant
- 10) Fruit or vegetable - raised
- 11) Item made of leather
- 12) Display on the care or feeding of an animal
- 13) Display about what you did at "Arts Discovery Day"
- 14) Display showing how you help your family
- 15) Display on a club or community activity
- 16) Display of your favorite hobby
- 17) Display of a relative's job
- 18) Lego Display
- 19) 3-5 Photographs, any subject, color
- 20) Any other exhibit (certain natural resources are protected)

## CLASS B. Cloverbuds

Eligible 4-H Project Areas: Cloverbud

### Regulations:

1. Open to 4-H Cloverbuds or other organizations' early age categories such as Cub Scouts, Brownies, day care centers, schools, church youth organizations or members of other such youth groups approved by the Fair Association and doing equivalent work with children **in grade K - 2nd grade.**
2. May exhibit up to 5 entries. Communications Arts Festival does count as one of the 5 entries, as lot 20.

3. A "display" may be pictures, a maximum of 14"x22" poster, a story, actual items or combination.
4. **Exhibitors must be present for virtual project judging.** A volunteer will talk with each exhibitor about his/her exhibits during virtual judging. A special Cloverbud Exhibitor ribbon will be given.

**Lots:**

- 1) Display of your favorite hobby
- 2) 1 decorated food item (cookie, cupcake, or cake)
- 3) 2 cookies or brownies from mix or scratch, or one serving of healthy snack mix
- 4) 1 holiday or seasonal item
- 5) 1 item made from recycled products
- 6) Article made for the home
- 7) Discoveries from a nature walk (includes rock, leaf, or bug collection, display or item made from natural materials) - certain natural resources are protected
- 8) Display on the care of an animal
- 9) Fruit or vegetable - raised
- 10) Houseplant started from a cutting or seed
- 11) Literature, painting or musical instrument
- 12) Arts or crafts exhibit - any media
- 13) Item made from wood
- 14) Simple garment or article: knitted, crocheted, or sewn
- 15) Display on "My World" (history/heritage, family, 4-H club, community or international)
- 16) Item made of leather
- 17) Item made from a kit (model, rocket, craft project, etc.)
- 18) Photo display
- 19) Any other display
- 20) Cloverbud presentation - **See Rules and times under Dept 31**

**Special Awards and Sponsorships:**

**Miller & Sons Supermarket** - All ribbons. Trophy for Champion and Rosette for Reserve Champion in designated class or lot.

## CULTURAL ARTS Department 18

**Check-In:**

Tuesday, 9 a.m. - 5 p.m., Exhibition Hall

**Judging:**

Tuesday, 9 a.m. - 8 p.m. Individual Conference Judging, Exhibition Hall

**Department Chairpersons:**

Amy Scanlon - (608) 492-1226 / amylscanlon@gmail.com  
Robin Kantzler - (608) 220-7456 / robinkantzler@gmail.com

**Eligible 4-H Project Areas:** All Arts, Scrapbooking

***\*\*Exhibitors may only enter in the department/class that correspond with the 4-H projects they are enrolled in.***

***\*\*Due to the unknowns associated with COVID-19, ALL information listed in the Dane County Fair Premium Book is subject to change at the Fair Board's discretion. \*\****

**Regulations:**

1. An exhibitor is limited to 5 entries per class. A maximum of 15 total lots is permitted in the department. Each lot may be entered only once.
2. All projects will be individual conference with a maximum of 5 exhibits judged at one sitting.
3. Please refer to Individual Conference Judging rules at the beginning of this premium book page 4, item 11a. Friends and family near the judging area are asked to respect the need for quiet and private discussion between the judge and the exhibitor.
4. Bring the following items to present during judging if applicable to entry(ies): stencil, block, kit instruction, sketches or photo.
5. Creativity and originality are encouraged in all classes/lots.
6. Precut leather pieces are allowed.
7. **\*\*NEW THIS YEAR\*\*** Matting and mounting is required for all hanging projects. **Framing is prohibited.**
8. **Proper hanging devices are required and must be firmly attached for all hanging projects.** Projects shall be displayed using two or more black, medium or large, binder clips placed along the top edge of the item for hanging. Clips provided by exhibitor. Clothes hangers are not required for tie dye entries.
9. Kits are only allowed in specified lots. "Kit" is defined as prepackaged with instructions and all supplies required to complete project.
10. **\*\*NEW THIS YEAR\*\*** Group of three different greeting cards shall be displayed on no larger than a 12"x12" poster board. Three small plastic bags or photo corners are acceptable for mounting.
11. Contact chairpersons with questions.

**Premiums:**

<u>Blue</u>	<u>Red</u>	<u>White</u>	<u>Pink</u>
\$2.00	\$1.75	\$1.50	\$1.25

### CLASS A. Leathercraft Design

***NOTE: See Regulation 6 regarding pre-cut leather pieces.***

- 1) Leather as a flat surface without buckles, rings, snaps, rivets or stitching (ie: bookmark, coaster or set of earrings)
- 2) Leather as a flat surface using buckles, rings, snaps, rivets or stitching (ie: collars, belts)
- 3) Leather formed as a flat envelope using a single flat folded surface (ie: coin purse, pencil case, glasses case)
- 4) Leather using multiple flat surfaces by sewing and stitching (ie: billfold, handbag)
- 5) Any other leather object or object primarily of leather not listed above, including article made from kit.

## CLASS B. Stenciling

- 1) Homemade stencil utilized for a design on paper
- 2) Homemade stencil utilized for a design on fabric
- 3) Homemade stencil utilized for a design on wood
- 4) Homemade stencil utilized for a design on leather
- 5) Homemade stencil utilized for a design on any other surface
- 6) Purchased stencil utilized for a design on paper
- 7) Purchased stencil utilized for a design on fabric
- 8) Purchased stencil utilized for a design on wood
- 9) Purchased stencil utilized for a design on leather
- 10) Purchased stencil utilized for a design on any other surface
- 11) Any other stenciled item not listed above, including article made from kit

## CLASS C. Block Printing

**NOTE:** See Regulation 4 regarding items required for judging.

- 1) Block print cut from soap or art gum eraser
- 2) Block print cut from vegetable or fruit
- 3) Block print cut from linoleum
- 4) Block print using "found items" (ie: bottle cap, cookie cutter, potato masher etc.)
- 5) Block print using natural objects (ie: leaves, grasses, seed pods)
- 6) One block printed article using positive and negative prints of one design
- 7) One block printed article using two or more color blocks.
- 8) One article of fabric
- 9) Any other block printed article or method not listed above, including article made from kit

## CLASS D. Metal Enamels

- 1) One design created by sifting solid areas of color
- 2) One design created by the application of base color and graffiti design with a stylus or similar tool
- 3) One design created with glass lumps, glass threads, wire and/or other metal pieces imbedded in glass
- 4) One design created by use of stencils
- 5) One design featuring enamel applied to curved surfaces (ie: coasters, dishes, bowls etc.)
- 6) One design in any technique or combination of techniques not listed above, including article made from kit

## CLASS E. Fiber Art

**\*\*NEW THIS YEAR\*\***

- 1) Macrame article
- 2) Weaving with loom article
- 3) Reed basket article
- 4) Coiled/wrapped basketry
- 5) Fiber sculpture
- 6) Stitchery showing one or several types of stitches
- 7) Needlepoint showing one or several types of stitches
- 8) Batik - one article
- 9) Hand-dipped tie dyeing
- 10) Other tie dye methods
- 11) Quilling (two or three dimensional or card)
- 12) Any other fiber technique or combination not listed above, including article made from kit

## CLASS F. Sculpture & Assemblage

**\*\*NEW THIS YEAR\*\***

- 1) Assemblage of found, recycled or fabricated objects (including mosaic and collage)
- 2) Paper sculpture (cut, fold, paste, free standing or relief)
- 3) Papier-mache sculpture
- 4) Wire sculpture
- 5) String art (two or three dimensional)
- 6) Clay, pottery or ceramic article (kiln fired, air or oven dried, glazed or unglazed)
- 7) Wood sculpture
- 8) Kiln-fired glass article
- 9) Stained glass article - lead came or copper foil method
- 10) Silk screen - one article

- 11) Etched glass article
- 12) Welding art - Exhibit entry size must fit within a 3'x3'x3' space. Exhibitors must be in grade 7 or above.
- 13) Any other materials, techniques or combinations not listed above, including article made from a kit.

## CLASS G. Graphic Design

**\*\*NEW THIS YEAR\*\***

**NOTE:** All design must be original artwork and not imported from a modified template or graphic.

- 1) Print making article
- 2) Computer generated - black and white
- 3) Computer generated - color
- 4) Any other original design not listed above (no kits)

## CLASS H. Jewelry

**\*\*NEW THIS YEAR\*\***

- 1) Jewelry featuring original bead or pendant design or any material (e.g.: glass, plastic, wood, metal)
- 2) Beaded jewelry article as a set of two or more different pieces that relate to one another (e.g.: earrings, necklace, bracelet, tie clip, cufflinks and/or pin)
- 3) Wired jewelry article as a set of two or more different pieces that relate to one another (e.g.: earrings, necklace, bracelet, tie clip, cufflinks and/or pin)
- 4) Any other materials, techniques or combinations not listed above, including article made from a kit.

## CLASS I. Drawing

**NOTE:** See regulations #7 & #8 regarding hanging devices required

- 1) Graphite pencils only
- 2) Colored pencils
- 3) Charcoal only (not charcoal pencils)
- 4) Charcoal pencils only
- 5) Wax crayons only
- 6) Oil crayons or craypas
- 7) Colored chalks, contour pastels
- 8) Pen and ink (not ballpoint)
- 9) Ballpoint only
- 10) Felt tip pens only
- 11) Calligraphy or hand lettering
- 12) Scratch board drawing
- 13) Any other medium or combination not listed under drawing, including article made from kit

## CLASS J. Painting

**NOTE:** See regulations 7 & 8 regarding hanging devices required

- 1) Watercolor
- 2) Poster paint or tempera
- 3) Acrylics
- 4) Oil or alkyd
- 5) Any other painting medium or combination not listed, including article made from kit

## CLASS K. Scrapbooking & Cardmaking

**\*\*NEW THIS YEAR\*\***

**NOTE:** Please see Classes C: Block Printing and G: Graphic Design for Print Making

- 1) Scrapbook at least 8 pages (each side of page counts as one), not to exceed 12 pages
- 2) Scrapbook: small self-contained fold out
- 3) Stamped greeting cards. Group of three (3) different cards (themed, holiday, birthday, seasons, etc.)
- 4) Any other materials, techniques or combinations not listed above, including article made from a kit.

## CLASS L. In Depth Project Display

- 1) In depth display presenting one main idea relating to Cultural Arts project. Exhibitor may need to assemble parts of this entry in a box, or use scrapbooks, posters, etc. as part of the entry. Concise written explanatory material must be included.

### Special Awards and Sponsorships:

**Miller & Sons Supermarket** - All ribbons. Trophy for Champion and Rosette for Reserve Champion in designated class or lot.

## PHOTOGRAPHY Department 20

### Check-In:

Tuesday, 9 a.m. - 5 p.m., Exhibition Hall

### Judging:

**Selected Lots:** Tuesday, 9 a.m. - 8 p.m., Exhibition Hall, Individual Conference

- Class A & B: All lots
- Class C: 1, 10, 11, 14, 17, 19
- Class D: 2, 4, 6, 8
- Class E: 1, 3, 5, 7
- Class F: 1, 3, 5, 7
- Class G: All lots

**All Other Lots:** Wednesday, 8:30 a.m., Exhibition Hall, Danish Judging, Beginning with Class C & D

**Department Chairperson:** Dana Ertl - (608) 609-2375

**Superintendents:** Rebecca Kuhtz

**Eligible 4-H Project Areas:** Photography, Videography

*Enrollment in Videography is required for Class G: Exploring Movie Making/Video Production.*

*\*\*Due to the unknowns associated with COVID-19, ALL information listed in the Dane County Fair Premium Book is subject to change at the Fair Board's discretion. \*\**

### Regulations:

1. Each exhibitor is limited to 5 entries in Classes A, C and E and may also have an additional 2 entries in the 8x10 enlargement lots (color or black & white)
2. All exhibits must be the result of the exhibitor's work in the current exhibit year.
3. **Photos/images may be used only once across all entries.**
4. Entry tag must be attached to a hole punched in the upper left hand corner of the exhibit.
5. Print Photo Exhibits:
  - a. No entries mounted on foam core will be accepted.
  - b. Must be mounted on white poster board. No matting or decorations allowed. No titles/captions unless otherwise noted.
  - c. Exhibits with 1 - 4 photos must be mounted on poster board 11"x14". Panoramas must be mounted on poster board with margins not to exceed 2 inches on each side.
  - d. Photos should be mounted with rubber cement.
  - e. Individual photos in lots with more than one photo must be numbered.
  - f. Photos cropped to improve composition are encouraged.

### Premiums:

<u>Blue</u>	<u>Red</u>	<u>White</u>	<u>Pink</u>
\$2	\$1.75	\$1.50	\$1.25

Class A & B. Grades 3 - 5

Class C & D. Grades 6 - 8

Class E & F. Grades 9+

## CLASS A. Multiple Photos (Grades 3 - 5)

### Lots:

#### **Color Prints**

- 1) 3 best photos
- 2) 3 photos of same subject from different angles or views
- 3) 4 photos that make a photo story
- 4) 1 photo that illustrates trick photography - include an explanation of technique
- 5) 3 photos of people
- 6) 3 photos of animals
- 7) 3 photos of relationships of people and animals



- 8) 2 photos showing "before" and "after"
- 9) 3 photos of Wisconsin (scenery, fair, tourist attraction, community, etc.) - identify location or event
- 10) 3 photos of vacations, holidays or special occasions
- 11) 4 photos of different subjects - one each of people, animal, building and landscape

**Black and White Prints**

- 12) 3 photos of people
- 13) 3 best photos

**CLASS B. 8"x10" Enlargements (Grades 3 - 5)**

**Lots:**

**Color Print**

- 1) 8"x10" enlargement

**CLASS C. Multiple Photos (Grades 6 - 8)**

**Lots:**

- 1) 3 best photos

**Color Print**

- 2) 1 photo that illustrates a silhouette effect
- 3) 3 photos showing positioning of subject (Rule of Thirds)
- 4) 3 photos showing creative framing
- 5) 3 photos showing action
- 6) 3 photos taken indoors using natural light (no flash)
- 7) 3 photos taken at night without flash
- 8) 1 to 3 still life photos (grouping of inanimate objects arranged by the photographer)
- 9) 3 photos showing patterns, lines, shapes, texture or color
- 10) 4 seasonal photos - 1 from each season
- 11) 4 photos that make a photo story
- 12) 3 photos of people
- 13) 3 photos of animals
- 14) 3 photos of relationships of people and animals
- 15) 3 photos of Wisconsin (scenery, fair, tourist attraction, community, etc.) - identify location or event
- 16) 3 photos from vacations, holidays or special events
- 17) 4 photos of different subjects - one each of people, animal, building and landscape

**Black and White Prints**

- 18) 3 photos showing patterns, lines, shapes or texture
- 19) 3 photos of people
- 20) 3 photos of animals
- 21) 3 photos of relationships of people and animals
- 22) 3 photos of any other subject

**CLASS D. 8"x10" Enlargements (Grades 6 - 8)**

**Lots:**

**\*\*NEW THIS YEAR\*\***

**Lots:**

**Color Enlargements**

- 1) People
- 2) Animals
- 3) Scenery/Landscape/Nature
- 4) Other

**Black and White Enlargements**

- 5) People
- 6) Animals
- 7) Scenery/Landscape/Nature
- 8) Other

**CLASS E. Multiple Photos (Grades 9+)**

**Lots:**

**Color Prints**

- 1) 3 best photos
- 2) 3 photos taken in low light or at night without flash
- 3) 3 photos showing stop action or blurred motion
- 4) 3 close up photos taken with a macro lens or lens attachment
- 5) 3 photos of people
- 6) 3 photos of animals
- 7) 3 photos of relationships of people and animals

- 8) 3 photos of landscapes (defined as scenery "without the hand of man")
- 9) 3 photos of scenery (may include man-made structures as part of scenery)
- 10) 3 photos of nature
- 11) 3 sports photos
- 12) 3 photos of buildings or structures
- 13) 3 photos illustrating composition techniques
- 14) 3 photos showing patterns, textures or shapes
- 15) 4 photos of different subjects - one each of people, animal, building and landscape
- 16) 1 to 3 still life photos (Grouping of inanimate objects arranged by the photographer)
- 17) 1 to 3 news photos (Emphasis on story telling through photos)

**Black and White Prints**

- 18) 1 to 3 still life photos (grouping of inanimate objects arranged by the photographer)
- 19) 3 photos showing patterns, lines, shapes or textures
- 20) 3 photos of people
- 21) 3 photos of animals
- 22) 3 photo relationships of people and animals
- 23) 3 photos showing examples of high contrast subject
- 24) 3 photos best black and white photos

**CLASS F. 8"x10" Enlargements (Grades 9+)**

**\*\*NEW THIS YEAR\*\***

**Lots:**

**Color Enlargements**

- 1) People
- 2) Animals
- 3) Scenery/Landscape/Nature
- 4) Other

**Black and White Enlargements**

- 5) People
- 6) Animals
- 7) Scenery/Landscape/Nature
- 8) Other

**CLASS G. Exploring Movie Making/Video Production**

**Regulations:**

1. Exhibitors must supply own playback equipment (laptop) for judging.
2. Include script, story board and description of production techniques-attached to thumb/external hard drive.

**Lots:**

- 1) 1 music video or movie produced by exhibitor - 3 to 5 minutes **maximum**
- 2) 1 documentary, feature, educational movie produced by exhibitor - 10 minutes **maximum**
- 3) Animation

**Special Awards and Sponsorships:**

**Miller & Sons Supermarket** - All ribbons. Trophy for Champion and Rosette for Reserve Champion in designated class or lot.

## COMPUTERS Department 21

### Check-In:

Tuesday, 6 - 8 p.m., Exhibition Hall

### Judging:

Tuesday, 6 - 8 p.m. Individual Conference Judging, Exhibition Hall

**Department Chairperson:** Rachel Becker - (608) 220-2513

**Eligible 4-H Project Areas:** Computers

*\*\*Due to the unknowns associated with COVID-19, ALL information listed in the Dane County Fair Premium Book is subject to change at the Fair Board's discretion.\*\**

### Regulations:

- These self-determined creative computer projects will make use of computers or computer technology in activities with focus on one of these goals: community involvement, healthy living, caring for others or creative/organized learning.
- Bring a display of your project to leave on display during the Fair.** A display may be a report, a model, photos, poster or actual article
- If your project is to be demonstrated on a computer, you must bring your own computer for judging.** Be prepared to discuss your project using the display in case of computer or internet failure.

### Premiums:

<u>Blue</u>	<u>Red</u>	<u>White</u>	<u>Pink</u>
\$2	\$1.75	\$1.50	\$1.25

## CLASS A. Computers

### Lots:

- Poster about "The Importance of Computers in Our Lives"
- \*\*NEW THIS YEAR\*\*** Presentation 5 - 10 slides in length on how to do something. Subject matter is your choice (must be appropriate for the Fair), utilizing presentation software (ex. Microsoft PowerPoint or Google Slides)
- Poster listing all parts of a computer and what they are used for.
- Database on any subject using any database software
- Any computer project done in school
- \*\*NEW THIS YEAR\*\*** Website for an organization (ex. Your 4-H Club, FFA Chapter, athletic team, school club, etc.) to include a minimum of three different screens and some hyperlinks.
- \*\*NEW THIS YEAR\*\*** Magazine, at least 4 - 6 pages in length, with a combination of graphics, photos and text, printed in color, using word processing or desktop publishing software.
- \*\*NEW THIS YEAR\*\*** Computer Programming project in any programming language. Poster should contain a flow chart and some code (or pseudocode).
- \*\*NEW THIS YEAR\*\*** Any original creative animation project using animation software (ex. Adobe Animate, Toonily or Blender)

### Special Awards and Sponsorships:

**Miller & Sons Supermarket** - All ribbons. Trophy to Champion and Rosette to Reserve Champion of each designated class.

## WOODWORKING Department 22

### Check-In:

Tuesday, 1 - 8 p.m., Exhibition Hall

### Judging:

Tuesday, 1 - 8 p.m. Individual Conference Judging, Exhibition Hall

**Department Chairperson: \*\*Chairperson & Superintendents Needed. Please call the Fair office (608) 469-2428.**

**Eligible 4-H Project Areas:** Woodworking

*Exhibitor may only exhibit in the class that corresponds with his/her school grade level as of January 1 of the current year.*

*\*\*Due to the unknowns associated with COVID-19, ALL information listed in the Dane County Fair Premium Book is subject to change at the Fair Board's discretion.\*\**

### Regulations:

- Individual Conference Judging rule requires exhibitors to be present for judging.
- Entries must be finished appropriately for use.
- You may only enter 1 item per lot.**
- Purchased legs for entries are permissible. However, this **must** be noted on the entry tag.
- Items must be made from scratch, no kits (unless specifically listed: Class A Lot 9, Class B Lot 10)
- Exhibitors are required to complete and attach a 3"x5" card with an explanation of the work done, including but not limited to: Tools used, Wood type, Type of finish, Number of finish coats and Intended use. The card will be supplied to your club leader by the Fair Office.

### Premiums:

	<u>Blue</u>	<u>Red</u>	<u>White</u>	<u>Pink</u>
Class A	\$2	\$1.75	\$1.50	\$1.25
Class B	\$2.25	\$2	\$1.75	\$1.50
Class C	\$2.50	\$2.25	\$2	\$1.50
Class D	\$3	\$2.50	\$2	\$1.50

## CLASS A. Woodworking (Grades 3 & 4)

- Article for use in farm or home workshop
- Article for use outdoors
- Article for use in storage
- Article for kitchen
- Article for living room
- Article for use in home
- Toy or homemade game
- Creative article from wood or wood/other materials
- Article made from kit
- Article made in school
- Poster of common woodworking tools
- Display of different nails and screws
- Poster of woodworking safety practices

## CLASS B. Woodworking (Grades 5 & 6)

- Article for use in farm or home workshop
- Article for use outdoors
- Article for storage
- Article for kitchen
- Article for living room
- Article for use in home
- Toy or homemade game
- Creative article from wood or wood/other materials
- Exhibit of different kinds of wood, properly identified
- Article made from kit
- Article made in school
- Display of different species of wood
- Display of different finishes
- Plan for a wooden item drawn to scale

### **CLASS C. Woodworking** (Grades 7 & 8)

- 1) Article for use in farm or home workshop
- 2) Article for use outdoors
- 3) Article for storage
- 4) Article for kitchen or living room
- 5) Article for use in home
- 6) Toy or homemade game
- 7) Creative article from wood or wood/other materials
- 8) Refinished article with explanation of steps used in refinishing
- 9) Article made in school
- 10) Poster of different types of wood clamps
- 11) Display on different wood fasteners

### **CLASS D. Woodworking** (Grades 9+)

- 1) Article for use in farm or home workshop
- 2) Article for use outdoors
- 3) Article for use in storage
- 4) Furniture or cabinet making
- 5) Article for use in home
- 6) Creative article from wood or wood/other materials
- 7) Article made in school
- 8) Display of different adhesives
- 9) Display of different types of wood stains
- 10) Exhibit of different kinds of wood, properly identified, with explanation as to how and when used
- 11) Exhibit of wood joints and explanation of use
- 12) Exhibit of finishing materials, such as fillers, stains, varnishes, etc.
- 13) Repaired or refinished article, explanation of steps used
- 14) Poster of advanced woodworking tools

#### **Special Awards and Sponsorships:**

**Miller & Sons Supermarket** - All ribbons. Trophy to Champion and Rosette to Reserve Champion of designated classes.

## **ELECTRICITY Department 23**

#### **Check-In:**

Tuesday, 1 - 8 p.m., Exhibition Hall

#### **Judging:**

Tuesday, 1 - 8 p.m. Individual Conference Judging, Exhibition Hall - in conjunction with Mechanical Projects

**Department Chairperson:** Mike Iselin - (608) 445-9367

**Superintendents:** Ron Rogers - (608) 886-2046

**Eligible 4-H Project Areas:** Electricity

*\*\*Due to the unknowns associated with COVID-19, ALL information listed in the Dane County Fair Premium Book is subject to change at the Fair Board's discretion. \*\**

#### **Regulations:**

1. For safety reasons, please inspect your project at home before use at the Fair.
2. Electric plugs must be the "put together" type.

#### **Premiums:**

	<u>Blue</u>	<u>Red</u>	<u>White</u>	<u>Pink</u>
Class A	\$1.75	\$1.50	\$1.25	\$1
Class B	\$2	\$1.75	\$1.50	\$1.25
Class C	\$2.25	\$2	\$1.75	\$1.50
Class D	\$3	\$2.50	\$2	\$1.50

### **CLASS A. Magic of Electricity - Unit 1**

- 1) Display of simple switch
- 2) Alternating current display
- 3) Electric question board
- 4) Steady hand tester
- 5) Simple electric attraction and repulsion exhibit  
(Securely attach a 3"x5" card explaining how it works.)
- 6) Simple static electrical generator  
(Securely attach a 3"x5" card explaining how it works.)
- 7) Display showing wiring in a simple circuit
- 8) Display showing closed/open circuits
- 9) Display on conductors
- 10) Display on magnetism
- 11) Display on electrical energy transferred into motion

### **CLASS B. Investigating Electricity - Unit 2**

- 1) Homemade electric motor
- 2) Display showing a simple step-down transformer  
(Securely attach a 3"x5" card explaining how it works.)
- 3) Display of a simple electromagnet
- 4) Simple homemade buzzer
- 5) Display showing circuit diagrams with explanation
- 6) Example of series circuit with explanation
- 7) Example of parallel circuit with explanation
- 8) Momentary Switch
- 9) Three Way Switch
- 10) Display showing a soldered connection
- 11) Rocket Launcher
- 12) Burglar Alarm

### **CLASS C. Wired for Power - Unit 3**

- 1) Poster showing five types of lighting with a written explanation of how this is defined
- 2) Diagram or photographs of electrical improvements made at home
- 3) Wiring layout of your home or other building
- 4) Electrical Tool and Supply Kit
- 5) Display of symbols on wires and cables and their meanings
- 6) Constructed or repaired light - duty extension cord  
(Attach a 3"x5" card explaining work performed.)

- 7) Constructed or repaired heavy - duty extension cord  
(Attach a 3"x5" card explaining work performed.)
- 8) Constructed or repaired lamp  
(Attach a 3"x5" card explaining work performed.)
- 9) Display showing how to replace a switch

#### **CLASS D. World of Electronics - Unit 4**

- 1) Display on Soldering Circuit Assembly
- 2) Display on Diodes
- 3) Display on voltage and polarity
- 4) "Blinky" Flasher
- 5) Alarm that activates in the presence of light
- 6) Light Meter
- 7) SCR Intruder Alarm
- 8) 6-8 Watt homemade amplifier with explanation
- 9) 14"x22" poster showing at least 12 common electric symbols

#### **Special Awards and Sponsorships:**

**Miller & Sons Supermarket** - Trophy to Champion and Rosette to Reserved Champion of the designated class.

## **MECHANICAL PROJECTS Department 24**

#### **Check-In:**

Classes A - I, K - N: Tuesday, 1 - 8 p.m., Exhibition Hall  
Class J (Lego): Tuesday, 1 - 6 p.m., Exhibition Hall

#### **Judging:**

Classes A - I, K - N: Tuesday, 1 - 8 p.m. Individual Conference  
Judging, Exhibition Hall - in conjunction with Electricity Projects  
Class J (Lego): Tuesday, 6 - 8 p.m., Exhibition Hall, Danish Judging

**Department Chairperson:** Mike Iselin - (608) 445-9367

**Superintendents:** Ron Rogers - (608) 886-2046

**Eligible 4-H Project Areas:** Rocketry, Bicycling, Engines, Tractors, Aerospace, Geospatial, Robotics, Legos, STEM

*\*\*Due to the unknowns associated with COVID-19, ALL information listed in the Dane County Fair Premium Book is subject to change at the Fair Board's discretion. \*\**

#### **Regulations:**

1. Posters may not exceed 14"x22".
2. Display may not exceed 3'x3'.
3. Model airplanes and rockets must be made from scratch or kit. No snap together kits allowed. Project must be assembled and painted, ready for "show".
4. Rockets and powered airplanes must be painted and ready to fly. No rocket engines or radio control equipment may be exhibited.
5. Skill Levels: Must have level tag from the kit container as skill levels are determined by the level number on the kit.
6. Judge's decision is final.
7. Model airplane and model rocketry exhibitors are also encouraged to enter Class C.
8. Age categories for Junior and Senior Divisions are as follows: Junior - grades 3 - 7 and Senior - grades 8+.
9. All pre-painted, metal models must be entered in Class M, lots 13 or 30.
10. Legos: Any multi-section lego display must be mounted on a board or panel to allow the display to be moved for judging and display. Maximum size is 3' x 3'.

#### **Premiums:**

	<b><u>Blue</u></b>	<b><u>Red</u></b>	<b><u>White</u></b>	<b><u>Pink</u></b>
Class A-B, D-J, M-O	\$2	\$1.75	\$1.50	\$1.25
Class K-L	\$2.50	\$2.25	\$2	\$1.50
Class C	\$1.75	\$1.50	\$1.25	\$1

### **CLASS A. Model Airplanes**

#### **Junior Division Lots**

- | <u>1</u>                | <u>2</u> | <u>3</u> | <u>4</u> | <b>Skill Level</b>                            |
|-------------------------|----------|----------|----------|---|
| 1)                      | 2)       | 3)       | 4)       | Rubber band powered model                     |
| 5)                      | 6)       | 7)       | 8)       | Small model - under one foot in any direction |
| 9)                      | 10)      | 11)      | 12)      | Airplane made from a plastic kit              |
| 13)                     | 14)      | 15)      | 16)      | Airplane made from a wood kit                 |
| <b>(no skill level)</b> |          |          |          |   |
|                         |          |          | 17)      | 14"x22" poster on basic parts of an airplane  |

#### **Senior Division Lots**

- | <u>1</u>                | <u>2</u> | <u>3</u> | <u>4</u> | <b>Skill Level:</b>                           |
|-------------------------|----------|----------|----------|---|
| 18)                     | 19)      | 20)      | 21)      | Rubber band powered model                     |
| 22)                     | 23)      | 24)      | 25)      | Small model - under one foot in any direction |
| 26)                     | 27)      | 28)      | 29)      | Airplane made from a plastic kit              |
| 30)                     | 31)      | 32)      | 33)      | Airplane made from a wood kit                 |
| <b>(no skill level)</b> |          |          |          |   |
|                         |          |          | 34)      | 14"x22" poster on basic parts of an airplane  |

## CLASS B. Model Rocketry

(Plastic fins allowed for grade 3 exhibitors only)

### Junior Division Lots

1	2	3	4	Skill Level
1)	2)	3)	4)	Single stage rocket - 3 - 4 fin model
5)	6)	7)	8)	Single stage rocket - 5 or more fin model
9)	10)	11)	12)	Multi-stage rocket - 2 or 3 stages
13)	14)	15)	16)	Payload rocket
17)	18)	19)	20)	Any fired rocket - Certificate of Flight must accompany rocket

(no skill level)

- 21) Homemade rocket
- 22) Poster on rocket parts

### Senior Division Lots

1	2	3	4	Skill Level
23)	24)	25)	26)	Single stage rocket - 3 - 4 fin model
27)	28)	29)	30)	Single stage rocket - 5 or more fin model
31)	32)	33)	34)	Multi-stage rocket - 2 or 3 stages
35)	36)	37)	38)	Payload rocket
39)	40)	41)	42)	Any fired rocket - Certificate of flight must accompany rocket

(no skill level)

- 43) Homemade rocket
- 44) Poster on rocket parts

## CLASS C. Models

### Junior Division Lots

1	2	3	4	Skill Level
1)	2)	3)	4)	Any plastic model vehicle made from a kit
5)	6)	7)	8)	Any model ship or boat made from a kit
9)	10)	11)	12)	Any model not listed above made from a kit
13)				Any pre-painted metal model made from a kit
14)				Any model not listed above not made from a kit
15)				Model displayed in an appropriate setting (Dioramas)
16)				Photo story on the construction of a model (gluing, painting, decals, etc.)
17)				Poster story on construction of a model (gluing, painting, decals, etc.)

### Senior Division Lots

1	2	3	4	Skill Level
18)	19)	20)	21)	Any plastic model vehicle made from a kit
22)	23)	24)	25)	Any model ship or boat made from a kit
26)	27)	28)	29)	Any model not listed above made from a kit
30)				Any pre-painted model made from a kit
31)				Any model not listed above not made from a kit
32)				Model displayed in an appropriate setting
33)				Photo story on the construction of a model (gluing, painting, decals, etc.)
34)				Poster story on construction of a model (gluing, painting, decals, etc.)

## CLASS D. Flying

### Junior Division Lots

- 1) Poster on history of flight
- 2) Poster on principle of flight
- 3) Poster on structure and instruments
- 4) Poster on air safety

### Senior Division Lots

- 5) Poster on history of flight
- 6) Poster on principle of flight
- 7) Poster on structure and instruments
- 8) Poster on air safety

## CLASS E. Bicycle

### Lots

- 1) Display of bicycle parts and maintenance
- 2) Any other bicycle exhibit

## CLASS F. Geospatial

### Lots

- 1) Any display relating to this project

## CLASS G. Robotics

### Lots

- 1) Any display relating to this project

## CLASS H. Wind Energy

### Lots

- 1) Any display relating to this project

## CLASS I. Aerospace

### Lots

- 1) Any display relating to this project

## CLASS J. Legos

### Lots

#### Gr 3-7 Gr 8+

- 1) 2) Lego display relating to vehicles from a kit
- 3) 4) Lego display relating to vehicles original design
- 5) 6) Lego display relating to buildings from a kit
- 7) 8) Lego display relating to buildings original design
- 9) 10) Any other Lego display from a kit
- 11) 12) Any other Lego display original design

## CLASS K. Science, Engineering, Technology

### Lots

- 1) Any display relating to this project

## CLASS L. Welding

### Regulations:

- 1. Welding: Exhibit entry size must fit within a 3'x3'x3' space.
- 2. Welding: Exhibitors must be grade 7 and above.

### Lots

- 1) Welding for mechanical use
- 2) Any other welding

## CLASS M. Four - Cycle Engines

### Lots

- 1) Exhibit identifying parts of an engine and their function
- 2) Display panel of damaged parts of an engine caused by poor maintenance. Identify type of engine and parts - include explanation of cause of damage and prevention suggestions.
- 3) Exhibit on proper engine care and lubrication - include tune-ups, adjustments or modifications necessary for good engine operation and fuel economy.
- 4) Exhibit of events in the engine - include brief explanation
- 5) Exhibit of transmission of power in a mechanical machine - include sketch and explanation of how the power travels.
- 6) Exhibit showing preparation of an engine for storage
- 7) Safety display - some suggestions:
  - a. Safe operation of an engine
  - b. Safe use of power driven equipment
  - c. Causes of equipment accidents
- 8) Article or exhibit for a petroleum power project made in Technology Education, Agriculture Education Class or Shop
- 9) Any other four - cycle engine exhibit

## CLASS N. Two - Cycle Engines

### Lots

- 1) Exhibit identifying parts of an engine and their functions
- 2) Display panel of damaged parts of an engine caused by poor maintenance - identify explanation of cause of damage and damage prevention suggestions
- 3) Exhibit on proper engine care and lubrication - include tune-ups, adjustments or modifications necessary for good engine operation and fuel economy
- 4) Exhibit of events in the engine - include brief explanation
- 5) Exhibit of transmission of power in one mechanical machine - include a sketch and explanation
- 6) Exhibit showing preparation of an engine for storage
- 7) Safety display - some suggestions:
  - a. Safe operation of an engine
  - b. Safe use of power driven equipment
  - c. Causes of equipment accidents
- 8) Article or exhibit for petroleum power project made in Technology Education, Agriculture Education Class or Shop
- 9) Any other two-cycle engine exhibit

## CLASS O. Tractor

### Lots

- 1) Exhibit identifying parts of the tractor and their function
- 2) Exhibit showing maintenance and safety check (i.e., daily maintenance, periodic lubrication and maintenance, care of tires, etc.)
- 3) Safety display - some suggestions:
  - a. Causes of tractor accident
  - b. Safe operation of tractor on public roads
- 4) An article or exhibit made in Technology Education, Agriculture Education Class or Shop
- 5) Any other tractor exhibit

### Special Awards and Sponsorships:

**Miller & Sons Supermarket** - All ribbons. Trophy to Champion and Rosette to Reserve Champion of designated class.

## FOODS AND NUTRITION

### Department 25

### Pre-Fair Event

### Check-in:

Tuesday, July 19, Exhibition Hall A

**Classes:** **A** (Foods 1) 2:30 p.m. - 5:45 p.m.  
**C** (Foods 2) 2:30 p.m. - 5:45 p.m.  
**E** (Foods 3) 2:30 p.m. - 5:45 p.m.  
**G** (Foods 4) 2:30 p.m. - 5:45 p.m.  
**I** (Food Preservation) 2:30 p.m. - 5:45 p.m.  
**J** (Cake Decorating) 2:30 p.m. - 5:45 p.m.  
**B, D, F, H** (Posters/Gifts), 2:30 p.m. - 5:45 p.m.

**\*\*\*Entries arriving after the stated check-in times will NOT be allowed. No exceptions!\*\*\***

### Judging:

Tuesday, July 19, Exhibition Hall A

### Classes:

**B, D, F, N** (Posters/Gifts) 3:00 p.m., Danish Judging  
**A & C** (Foods 1 & 2) 3:00 p.m., Individual Conference Judging  
**E & G** (Foods 3 & 4) 3:00 p.m., Individual Conference Judging  
**I** (Food Preservation) 3:00 p.m., Individual Conference Judging  
**J** (Cake Decorating) 3:30 p.m., Individual Conference Judging

### Department Chairpersons:

Margaret Francois - (608) 513-6087  
Monica Francois - (608) 513-0689

### Superintendent: JoAnn Lein

### Eligible 4-H Project Area: Foods & Nutrition

*\*\*Due to the unknowns associated with COVID-19, ALL information listed in the Dane County Fair Premium Book is subject to change at the Fair Board's discretion. \*\**

### Regulations:

1. Enter the class & lots for the area you are enrolled. Example, if you are enrolled in Foods 1, you must enter only in those lots. Grade levels are only a suggestion listed in the project guide. Check your 4-H Enrollment to determine the level of Foods in which you are enrolled.
2. Entry Guidelines (numbers shown indicate maximum # of entries):
  - Foods 1 & 2:** 4 entries in corresponding food lots
    - 1 entry in posters
    - 5 entries in food preservation
  - Foods 3 & 4:** 6 entries in corresponding food lots
    - 1 entry on posters
    - 10 entries in food preservation
3. The Fair reserves the right to dispose of all baked and perishable food entries displayed at the Fair.
4. A serving of all baked goods and other non-perishable items must be displayed at the Fair.
5. Judges are not required to taste any food exhibits.
6. **Recipes must be on a 3"x5" or 4"x6" card. Menus must be on a 4"x6" card.**
7. Conference judging for Foods 1 & 2 (with the exception of posters), requires that exhibitors be present. Please check in between 2:30 p.m. and 2:45 p.m. Judging will begin promptly at 3 p.m. Posters should be checked in no later than 5:45 p.m. **You do not need to be present for the judging of your posters/displays/gifts.**

**Please read the following rules and lot descriptions carefully!**

### Definitions:

Family size serving: Enough for 4 - 6 people, should not be an individual size portion.

Appropriate Plate/Dish: Suited to the food prepared and presented. For example, marinated vegetable salad would not be appropriate on a large dinner plate. It is more suited on a smaller size plate. Plates may be paper, glass, etc.

Heart Healthy\* Recipe or Menu: One that uses naturally low fat ingredients, or that uses lower fat food substitutions to decrease the fat content of a recipe by at least one third and is also relatively low in sodium.

Premiums:	Blue	Red	White	Pink
Classes A - J	\$1.75	\$1.50	\$1.25	\$1

## CLASS A. Foods & Nutrition I "Six Easy Bites"

### Perishables

#### Grades

#### 3 4-6

- 1) 2) Fresh vegetable relishes - at least 5 different fresh vegetables. Family size serving. May include a vegetable dip.
- 3) 4) Fresh fruit plate - at least 5 different fresh fruits. Family size serving. May include a fresh fruit dip.
- 5) 6) Deviled eggs - 6 halves attractively displayed on an appropriate plate. Include recipe.
- 7) 8) Mama Mia Pizza Pockets - display 1 pizza pocket on appropriate plate with garnish. No recipe needed
- 9) 10) Stuffed baked potato - display 1 baked potato, with no more than 4 toppings, on appropriate size serving plate with garnish.
- 11) 12) Heart-Healthy\* snack/appetizer - Single serving on/in an appropriate serving dish. Be prepared to discuss recipe and nutrition. Include recipe.
- 13) 14) Any item not listed above. Include recipe.

### Baked Goods, including candy

- 15) 16) Drop Cookies - display 3 on a plate. Include recipe.
- 17) 18) Bar Cookie - leave in pan but cut into serving pieces. A commercial mix may be used as one ingredient. Include recipe.
- 19) 20) Chocolate Chunk Cookies - display 3 on a plate.
- 21) 22) Cupcakes - display 3 on a plate. Do not frost. Include recipe.
- 23) 24) Chocolate Brownies made from scratch - Commercial mix may not be used. Leave in pan but cut into serving pieces. Include recipe.
- 25) 26) Monkey Bread - Display entire recipe on appropriate serving plate. May use refrigerated biscuits as one ingredient.
- 27) 28) Muffins or Scones - display 2 muffins or scones on a plate. Include recipe.
- 29) 30) Candy - display 3 pieces on a plate. Include recipe.
- 31) 32) Gluten Free Baked Item - display as it relates to an above entry. Include recipe.
- 33) 34) Any baked good item not listed above. Include recipe.

## CLASS B. Posters/Display (Grades 3 - 6)

- 1) Poster/Display relating food to health and/or fitness.
- 2) Poster/Display detailing any experiment/research from project literature.
- 3) Poster/Display detailing principles of table setting.

## CLASS C. Foods & Nutrition 2 "Tasty Tidbits"

### Perishables

- 1) Taco plate - display 2 tacos on appropriate plate with garnish.
- 2) Lasagna - single serving on appropriate plate. Include recipe.
- 3) Melon boat.
- 4) Heart Healthy\* snack or appetizer. Single serving on/in appropriate plate/dish. Be prepared to discuss recipe and nutrition. Include recipe.
- 5) Heart Healthy\* main dish-single serving on/in appropriate plate/dish. Be prepared to discuss recipe and nutrition. Include recipe.

- 6) Fruit or vegetable salad - Single serving on/in an appropriate serving plate/dish.
- 7) Stuffed baked potato - display 1 baked potato with no more than 4 toppings on appropriate plate with garnish.
- 8) Lunch or dinner meal - display a single serving of the main entree on/in an appropriate plate/dish. Include recipe for main dish along with a separate list of all other menu items on a 4"x6" recipe card.
- 9) Fruit crisp - leave in pan. Include recipe.
- 10) Any perishable item not listed above. Include recipe.

### Baked Goods, including candy

- 11) Baking powder biscuits - Display 3 on an appropriate plate.
- 12) Bar cookie - leave in pan, but cut into serving pieces. Include recipe.
- 13) Pretzels - display 3 on a small plate.
- 14) Drop cookies of choice - display 3 on a small plate. Include recipe.
- 15) Single layer cake from mix - leave in pan. **DO NOT FROST.** One ingredient may be a commercial mix.
- 16) Dinner rolls - display 3 rolls on a plate. You must use at least two ingredients not listed on the package if a commercial product is used as an ingredient. Include recipe.
- 17) Chocolate Brownies made from scratch (not commercial mix) - display 3 on plate; one must be edge piece. Include recipe.
- 18) Quick bread - display 1/2 loaf that was baked in a standard size pan (9"x5" or 8"x4"), on an appropriate plate. Include recipe.
- 19) Candy - display 3 pieces on a plate. Include recipe.
- 20) Gluten Free Baked Item - display as it relates to an above entry. Include recipe.
- 21) Any baked good item not listed above. Include recipe. Must not require refrigeration. All food items must be food safe at room temperature

## CLASS D. Posters/Displays/Gifts (Foods 2)

- 1) Poster/Display relating food to health and/or fitness.
- 2) Poster/Display detailing any experiment/research related to food or nutrition.
- 3) Poster/Display detailing the principles of table setting.
- 4) Recipe collection in box, binder or album. Minimum of 20 recipes
- 5) Food for Gifts: a basket or container containing no more than 2 different homemade food items and no more than 2 store-bought items (no alcoholic beverages, no cellophane). Must not require refrigeration. All food items must be food safe at room temperature

## CLASS E. Foods and Nutrition 3 "You're the Chef"

### Perishables

- 1) Make your own casserole - leave in casserole dish. Include recipe.
- 2) Hot or cold pasta entree - single serving on/in an appropriate size plate/dish. Include recipe.
- 3) Stir Fry - single serving on an appropriate plate. Include recipe.
- 4) Dinner menu - single serving of each menu item on appropriate dinnerware. Include recipe for main dish along with a separate list of all other menu items on a 4"x6" recipe card. Be prepared to discuss food preparation.
- 5) Invent a snack - single serving in an appropriate serving dish using "You're the Chef" project literature. Include recipe.
- 6) Soup - single serving in appropriate serving bowl. If Heart Healthy\* be prepared to discuss recipe and nutrition.
- 7) Tacos - display 2 on appropriate serving plate with garnish.
- 8) Vegetarian casserole - leave in casserole dish. Include recipe.
- 9) Any perishable item not listed above. Include recipe.

### Baked Goods, including candy

- 10) Breadsticks - display 8 in a basket. Include recipe.
- 11) Dinner rolls made from scratch - display 3 on an appropriate plate. Include recipe.



- 12) Bread made in a bread machine - display 1/2 loaf. Include recipe.
- 13) Banana bread - one loaf in a standard size pan. Remove bread from pan. Display on appropriate serving plate. Include recipe.
- 14) Other quick fruit or nut bread, not banana - one loaf baked in a standard size pan. Display on appropriate plate. Include recipe.
- 15) Bread made from sweet dough - may be rolls, buns, tea ring or loaf. One ingredient may be a mix. Include recipe. Display on appropriate serving plate.
- 16) Cake of your choice made from scratch - display whole cake on appropriate platter/pan. Include recipe.
- 17) One crust pie of choice - can be made in mini or standard size pie pan. Include recipe for filling and crust. Bring the whole pie. Include recipe. Crust must be homemade.
- 18) Baked cheesecake - display whole cake on appropriate serving platter. Include recipe.
- 19) Candy - display 3 pieces on a plate. Include recipe.
- 20) Gluten Free Baked Item - display as it relates to an above entry. Include recipe.
- 21) Any baked good item not listed above. Include recipe.

#### **CLASS F. Posters/Displays/Gifts (Foods 3)**

- 1) Poster/Display relating food to health and/or fitness.
- 2) Poster/Display detailing any experiment/research related to food or nutrition.
- 3) Recipe collection in box, binder or album. Minimum of 30 recipes
- 4) Food for Gifts: a basket or container containing no more than two different homemade food items and no more than 2 store-bought items (no alcoholic beverages, no cellophane). All food items must be food safe at room temperature

#### **CLASS G. Foods and Nutrition 4 "Foodworks"**

##### **Perishables**

- 1) Burrito or wrap - single serving on appropriate size plate with appropriate accompaniment and garnish. Include recipe.
- 2) Make your own casserole - leave in dish. Include recipe.
- 3) Fresh fruit or vegetable salad or side dish - single serving on/in appropriate plate or bowl. Include recipe.
- 4) Heart healthy\* snack or appetizer - single serving. Display on/in appropriate plate/bowl. Include recipe.
- 5) International/Ethnic/Regional dinner meal - exhibit one of each menu items on appropriate dinnerware. Include card (4"x6") with the complete menu (translation if necessary) and a separate recipe card for each of the foods on the menu. Be prepared to tell about the diet and cultural practice related to the foods presented.
- 6) Heart healthy\* breakfast, lunch or dinner menu - exhibit one of each menu items on appropriate dinnerware. Include card (4"x6") with the complete menu and a separate recipe card for each of the foods on the menu. Be prepared to discuss the recipe and nutrition.
- 7) Twice baked potato - on appropriate plate with garnish. Include recipe.
- 8) Vegetarian casserole. Leave in dish. Be prepared to discuss recipe and nutrition.
- 9) Any item not listed above. Include recipe.

##### **Baked Goods, including candy**

- 10) International/Ethnic/Regional dessert - Display on/in appropriate serving plate/dish. Include recipe.
- 11) White or whole grain bread - display 1/2 loaf removed from pan. Include recipe.
- 12) Bread made in a bread machine - display 1/2 loaf. Include recipe.
- 13) Breads made from sweet dough - can be rolls, tea rings or loaves. Display on appropriate serving plate. Include recipe.
- 14) Two crust fruit pie - can be made in mini or standard size pie pan. Bring the whole pie. Include recipe. Crust must be homemade.
- 15) Cake made from scratch - display whole cake on appropriate serving plate. Include recipe.

- 16) Dessert of choice - display on appropriate serving dish/plate. Include recipe.
- 17) Candy - display 3 pieces on a plate. Include recipe.
- 18) Gluten Free Baked Item - display as it relates to an above entry. Include recipe.
- 19) Any baked good item not listed above. Include recipe.

#### **CLASS H. Posters/Displays/Gifts (Foods 4)**

- 1) Poster/display relating food to health and/or fitness
- 2) Poster/display detailing any experiment/research related to food or nutrition.
- 3) Recipe collection in box, binder or album. Minimum of 40 recipes.
- 4) Food for Gifts: a basket or container containing no more than two different homemade food items and no more than 2 store-bought items (no alcoholic beverages, no cellophane) All food items must be food safe at room temperature

#### **CLASS I. Food Preservation**

##### **Eligible 4-H Project Area:** Food Preservation

##### **Regulations:**

1. Limit of 5 entries in Food Preservation 1 (grades 3-6) and a limit of 10 entries in Food Preservation 2 (grades 7+).
2. All entries must have been canned after July 2021. The judge will mark the lid with the exhibit year.
3. Each entry must have a firmly attached 2"x3" label with the following information:  
 Class \_\_\_\_\_ Lot Number \_\_\_\_\_  
 Name of Product \_\_\_\_\_  
 Date Prepared \_\_\_\_\_  
 Method of Preparation (check):  
     Hot Pack \_\_\_\_\_ Cold Pack \_\_\_\_\_  
 Method of Processing (check):  
     Boiling Water Bath \_\_\_\_\_  
     Pressure Canner \_\_\_\_\_  
     Dehydration \_\_\_\_\_  
     Time of Processing \_\_\_\_\_
4. All cooked jams and jellies should be in 1 cup size jars with ring and lid. All freezer jam and jellies should be in appropriate containers. The judge may taste jam and jellies. Freezer jam will not be displayed at the Fair.
5. Frozen fruit or vegetables will not be displayed at the Fair.
6. All work must be done by the member.
7. Follow current USDA/UW-Extension guidelines for the preservation of all foods.
8. Exhibitors in Foods 1 & 2 and/or Food Preservation 1, please note that you may enter any lots before lot 39.

##### **Food Preservation**

- |          |          |  |
|----------|----------|--|
| <b>1</b> | <b>2</b> | (No Cloverbuds)                                    |
| 1)       | 2)       | Tomatoes (whole or quartered) - two jars           |
| 3)       | 4)       | Cooked jam, any variety - one jar - one cup size   |
| 5)       | 6)       | Cooked jelly, any variety - one jar - one cup size |
| 7)       | 8)       | Freezer jam or jelly, any variety - one cup size   |
| 9)       | 10)      | Frozen vegetables of choice - one package          |
| 11)      | 12)      | Frozen fruit of choice - one package - two jars    |
| 13)      | 14)      | Dried fruit - one pint                             |
| 15)      | 16)      | Dried vegetables - one pint                        |
| 17)      | 18)      | Dried soup mix - one cup only                      |
| 19)      | 20)      | Fruit leather - two rolls                          |
| 21)      | 22)      | Dehydrated herbs - 1/2 cup only                    |
| 23)      | 24)      | Dried meat - one package                           |
| 25)      | 26)      | Any canned fruit of your choice - two jars         |
| 27)      | 28)      | Applesauce - two jars                              |
| 29)      | 30)      | Rhubarb - two jars                                 |
| 31)      | 32)      | Pickles - two jars                                 |
| 33)      | 34)      | Relish - one jar                                   |
| 35)      | 36)      | Preserves/conserves - one jar - one cup size       |
| 37)      | 38)      | Marmalade - one jar - one cup size                 |
| 39)      | 40)      | Honey extracted from comb and bottled              |

- 41) Canned corn - two jars
- 42) Canned carrots - two jars
- 43) Canned beans - two jars
- 44) Canned beets - two jars
- 45) Canned peas - two jars
- 46) Canned potatoes - two jars
- 47) Canned sauerkraut - two jars
- 48) Any other canned vegetables of choice - two jars

## CLASS J. Cake Decorating

**Check-in:** Tuesday: 2:30 p.m. - 5:45 p.m. Exhibition Hall A

**Judging:** Tuesday: 3:30 - 6:45 p.m. Individual Conference

### **Superintendent:**

Alicia Russell - (608) 455-1448  
Caryn Goczeski - (608) 358-8338

**Eligible 4-H Project Areas:** Cake Decorating

### **Regulations:**

1. **Must be enrolled in the Cake Decorating project.**
2. A total of 3 entries per exhibitor will be allowed.
3. Judged on decorating only.
4. All items placed on edible products such as cakes, cookies, cupcakes, ginger bread houses, etc. must be food safe.
5. Styrofoam "cake" is recommended. All Styrofoam cakes need to be reproducible for a real cake.
6. Exhibits will stay and be displayed at Fair.
7. Cake board cannot exceed 2" beyond cake. Entry will be marked down one placing if they exceed limitations.
8. Base board for all lots may not exceed 19".
9. Cupcakes or cookies (plate of 3) should be displayed on an appropriate-sized plate, not to exceed 1 1/2" beyond outside edge of cupcakes or cookies.

### **Grades**

**3-6 7+** (No Cloverbuds)

- 1) 2) Decorated cookies - 3 on a plate
- 3) 4) Decorated cupcakes - 3 on a plate
- 5) 6) Birthday Cake - (child, teens, or adults)
- 7) 8) Holiday or Special Occasion Cake - (Thanksgiving, Christmas, Wedding, Graduation etc.)
- 9) 10) Non-cake - (gum paste, molded sugar, gingerbread structure, etc.)
- 11) 12) Novelty cakes - (cakes decorated primarily with candy, coconut, cookies, etc. and a maximum of one decorating tip)
- 13) 14) Decorated Cupcake Cake

### **Special Awards and Sponsorships:**

**Miller & Sons Supermarket** - All ribbons. Trophy to Champion and Rosette to Reserve Champion of designated classes.

## CLOTHING Department 26

### **Class A-I Check-In:**

Tuesday, 1 - 8 p.m., Exhibition Hall

### **Class A-I (all lots) Judging:**

Tuesday, 1 - 8 p.m., Individual Conference, Exhibition Hall

**Department Chairperson:** Brenda Johll - (608) 334-9068

**Superintendent:** Lori Gray, Jacqui Gray, Laura Gray, and Pam Cooper - (608) 846-9322,

**Eligible 4-H Project Areas:** Clothing 1, Clothing 2, Clothing 3, Animal Sciences: Clothes Horse, Consumer Savvy

*\*\*Due to the unknowns associated with COVID-19, ALL information listed in the Dane County Fair Premium Book is subject to change at the Fair Board's discretion. \*\**

### **Regulations:**

**Separate entries must be made to participate in the Clothing Revue - FairEntry Department: Clothing/Knitting & Crocheting Revue (See Classes K - P)**

1. This department is open to all youth carrying Clothing, Clothes Horse or Looking Good projects.
2. Garments entered under Dept. 26 - Clothing may also be entered under Dept. 26 - Clothing Revue (see classes K - P).
3. Pin entry tag on left shoulder of garments and on left front waist of skirts and pants (left side as worn).
4. Each piece of every garment must have member's name sewn, pinned or taped to inside of garment.
5. **Only standard wire hangers may be used for garments.** Pin non-wearable items to wire hangers, with the exception of pillows or quilts. Garments brought on skirt hangers, plastic hangers or any other "fancy" hangers will result in one lower placing (due to the difficulty in displaying items on this type of hanger).
6. Entries are limited to eight (8) per member in Classes A - E.
7. Entries are limited to five (5) per member in Class F - G.
8. Entries are limited to three (3) per member in Classes H - I.
9. On the back of the Fair tag or on a 3"x5" card attached to the item, all project members must answer the following questions: 1. What is the fiber content of this fabric? 2. How do you clean this item? 3. How do you dry this item? 4. How do you iron this item? If this garment is for another person, list the age of the person. Failure to do so will result in one lower placing.
10. Garments must be entered in the correct class and lot.
11. No kits, except where specified.
12. **Items entered in Clothing must have machine or hand stitching.**
13. No doll clothes. Infant sizes 1/2 or larger are acceptable.
14. Sleeveless tops include tank tops and dropped shoulder tops. Set-in sleeves refer to conventional or flat construction techniques. Raglan sleeves are set-in from the collar.
15. Sportswear is defined as clothing worn for sport or exercise. Examples include: karate gear, ballet outfit, golf outfit, cycling clothing, workout apparel.
16. All exhibits must be constructed after August 1, 2021.
17. Entries cannot be used for any other department, other than clothing, during the Fair.
18. Any violation of the above rules will result in a lower placing.

### **Premiums:**

	<b>Blue</b>	<b>Red</b>	<b>White</b>	<b>Pink</b>
Class A, H, I	\$2.00	\$1.75	\$1.50	\$1.00
Class B, C, F, G	\$2.00	\$1.75	\$1.50	\$1.00
Class D, E, J	\$3.00	\$2.75	\$2.50	\$1.00
Class K - P	\$3.00	\$2.75	\$2.50	\$1.00

## **CLASS A. Let's Sew** (*Beginning Projects*)

### **Regulations:**

1. Open to members enrolled in Clothing who are in grade 3.
2. **To sign up for Clothing Revue see Class K.**

### **Lots**

- 1) Simple apron
- 2) Simple article for the home (i.e., appliance cover, dresser scarf, place mats, etc.) - no pillows - include a description of its use
- 3) Pillows
- 4) Tote bag
- 5) Simple accessory with straight stitching (i.e. hair scrunches, belts, scarves, etc.)-include a description of use
- 6) Simple article for self (i.e., poncho, slippers, chef's hat, visor, scarf, etc.) - do not include articles included in Lot 5 above - include a description of its use
- 7) Simple sleepwear
- 8) Simple top with set-in sleeves - knit
- 9) Simple top with raglan/dolman sleeves - knit (extending to mid-upper arm or longer)
- 10) Simple top with set-in sleeves - woven
- 11) Simple top with raglan/dolman sleeves-woven (extending to mid-upper arm or longer)
- 12) Top, sleeveless - knit
- 13) Top, sleeveless - woven
- 14) Shorts
- 15) Vest
- 16) Skirt or culottes
- 17) Dress
- 18) Long or short jump suit (one piece)
- 19) Coordinated skirt and top
- 20) Jumper
- 21) Beachwear
- 22) Sportswear
- 23) Coordinated slacks or shorts and top-sleeveless
- 24) Coordinated slacks or shorts and top-with sleeves
- 25) Garment for another individual
- 26) Costume/uniform (no riding apparel)
- 27) Garment reconstructed from a recycled garment
- 28) Any other garment

## **CLASSES B. AND C. Let's Sew**

### **Regulations:**

1. Class B: Open to all members enrolled in Clothing who are in Grades 4 & 5
2. Class C: Open to all members enrolled in Clothing who are in grades 6 & 7
3. **To sign up for Clothing Revue enter Classes L & M.**

### **Lots**

- | <b>B</b> | <b>C</b>  |
|----------|---|
| 1)       | 24) Article for the home  |
| 2)       | 25) Non-wearable article (i.e., cosmetics bag, tote bag, kite, wheelchair bag, etc.) - include a description of its use |
| 3)       | 26) Sleepwear/lounge wear   |
| 4)       | 27) Shorts, slacks (jogging pants)  |
| 5)       | 28) Blouse/top with set-in sleeves  |
| 6)       | 29) Skirt or culottes   |
| 7)       | 30) Skirt and blouse/top  |
| 8)       | 31) Jumper  |
| 9)       | 32) Slacks shorts culottes and top - sleeveless   |
| 10)      | 33) Slacks shorts culottes and top - with sleeves   |
| 11)      | 34) Sportswear - two or more pieces   |
| 12)      | 35) Sportswear - one piece  |
| 13)      | 36) Dress   |
| 14)      | 37) Blouse/top with raglan dolman sleeves or other than set-in sleeves  |
| 15)      | 38) Blouse/top sleeveless or dropped shoulder (includes vests)  |
| 16)      | 39) Long or short jump suit - one piece   |
| 17)      | 40) Scarf, belt or other accessory  |

### **B C**

- |     |   |
|-----|---|
| 18) | 41) Home accessories: pillows, place mats and/or any non-wearable item            |
| 19) | 42) Display of sewing techniques (seams, seam finishes, hems, serging techniques) |
| 20) | 43) Costume/uniform (no riding apparel)   |
| 21) | 44) Wearable quilted article  |
| 22) | 45) Non-wearable quilted article  |
| 23) | 46) Article for another individual  |
| 24) | 47) Reconstructed from a recycled garment   |
| 25) | 48) Any other garment   |

## **CLASSES D. AND E. Clothing II** (*Advanced Projects*)

### **Regulations:**

1. Class D: Open to all members enrolled in Clothing who are in grades 8 & 9
2. Class E: Open to all members enrolled in Clothing who are in grades 10+
3. **For Clothing Revue enter Classes N and O.**

### **Lots**

- | <b>D</b> | <b>E</b>  |
|----------|---|
| 1)       | 23) Skirt and blouse/top or jumper  |
| 2)       | 24) Costume/uniform (no riding apparel)   |
| 3)       | 25) Slacks or shorts and top  |
| 4)       | 26) Beachwear   |
| 5)       | 27) Dress   |
| 6)       | 28) Sleepwear/lounge wear   |
| 7)       | 29) Formal attire   |
| 8)       | 30) Suit - two or more pieces   |
| 9)       | 31) Ensemble - three or more pieces   |
| 10)      | 32) Coat or jacket  |
| 11)      | 33) Blouse/top with set-in sleeve   |
| 12)      | 34) Blouse/top with raglan/dolman sleeve  |
| 13)      | 35) Long or short jump suit-one piece   |
| 14)      | 36) Sportswear - two pieces or more   |
| 15)      | 37) Sportswear - one piece  |
| 16)      | 38) Garment for child age 12 and younger  |
| 17)      | 39) Garment for another person age 13 and older                                   |
| 18)      | 40) Creative accessory - include a description of its use                         |
| 19)      | 41) Home accessories: pillows, place mats and/or any non-wearable item            |
| 20)      | 42) Display of sewing techniques (seams, seam finishes, hems, serging techniques) |
| 21)      | 43) Wearable quilted article  |
| 22)      | 44) Non-wearable quilted article  |
| 23)      | 45) Reconstructed from a recycled garment   |
| 24)      | 46) Any other garment   |

## **CLASSES F. AND G. Clothes Horse**

### **Regulations:**

1. Class F: Open to all members enrolled in the Clothes Horse Project who are in grades 3 - 7
2. Class G: Open to all members enrolled in Clothes Horse Project who are in grades 8+

### **Lots**

- | <b>F</b> | <b>G</b>   |
|----------|--|
| 1)       | 6) Saddle pad or stable blanket  |
| 2)       | 7) Horse accessory (Item worn by the horse, i.e. mane tamer, leg wraps, tail bag, ear protectors, etc.)                              |
| 3)       | 8) Accessory for horse or rider (i.e. hay bag, saddle, bridle, garment bags, boot bags, grooming apron, fleece stirrup covers, etc.) |
| 4)       | 9) Riding apparel  |
| 5)       | 10) Any other article not listed above   |

## CLASSES H. AND I. Looking Good

### Regulations:

1. Class H: Open to members enrolled in the Looking Good Project who are in grades 3 - 7
2. Class I: Open to members enrolled in the Looking Good Project who are in grades 8+
3. Exhibitor will enter a 14"x22" poster that delivers a clear message about what was learned.

### Lots

#### H I

- |    |    |  |
|----|----|--|
| 1) | 4) | <i>Care</i> : Exhibitor will illustrate what is found on clothing labels and hang tags concerning care, proper stain removal techniques or any other care skills learned   |
| 2) | 5) | <i>Consumerism</i> : Exhibitor will illustrate the process of gathering information on the cost advantages and disadvantages of three similar items (i.e. tennis shoes) - exhibitor will describe their choice and give reasons for their decision |
| 3) | 6) | <i>Idea</i> : Exhibitor will illustrate their efforts to understand better their body type, best colors, personality or other aspect of their self-concept and how this affects their clothing choices   |

## CLASS J. Consumer Savvy

### Regulations:

1. Consumer Savvy offers youth an opportunity to be thrifty and fashionable. Project youth members may purchase thrifty, second-hand garment(s) to modify and assemble the outfit with accessories into something more fashionable.
2. Members enrolled in Consumer Savvy may have two (2) entries in Class J. Lot budget amounts are for the base outfit, accessories and/or alterations may be beyond the stated budget amount below.
3. Garment must be displayed at Fair with explanation on a 4x6" index card of:
  - 1) Why the items were purchased
  - 2) Where the items were purchased, include receipt(s)
  - 3) How does this purchase help your closet

**OR**

How will these pieces be used for 2 - 3 different style events

### Lots

#### Grades

#### 3-5 6-8 9+

- |    |    |    |  |
|----|----|----|--|
| 1) | 4) | 7) | Three or more piece purchased outfit for under \$50  |
| 2) | 5) | 8) | Remodeled, recycled or decorated garment ( <u>must be hand or machine stitched</u> )   |
| 3) | 6) | 9) | Any other remodeled, recycled item - creative or home accessory or holiday item, etc. ( <u>must be and or machine stitched</u> ) |

## CLOTHING REVUE and KNITTING & CROCHETING REVUE

### Clothing Revue Check-In:

**\*\*NEW THIS YEAR\*\***

Class J - N, Tuesday, July 19, 1 - 8 p.m. - Exhibition Hall

### Clothing Revue Judging:

Class J - N, Thursday, July 21, 3 p.m. - Exhibition Hall

**\*\*NEW THIS YEAR\*\*** Judging in lot order. Individual Conference.

### Revue Regulations:

1. All entries for the Clothing and Knitting & Crocheting Revue must be entered in FairEntry.
2. Confirmation of entry will be emailed, including the garment information form.
3. Each member must have sewn, knitted or crocheted the garment(s) and/or article(s) he/she models. Shoes, hose and other accessories must be chosen by the exhibitor.
4. Any member enrolled in a Clothing and/or Knitting & Crocheting Project may model a garment in the Revue.
5. A member can enter two garments made for him/herself and a third garment made for another person.
6. **Judging Criteria**  
Clothing Revue: based on total appearance (creative selection, color and style, fit, grooming, posture, accessories and construction as it affects total appearance).  
Knitting & Crocheting Revue: Emphasis will be on the "total look" so all parts of the member's outfit must coordinate and look well together. Judging will be based on workmanship as it affects total appearance.
7. Garments entered in Department 26 - Clothing Revue may also be entered under Department 26 - Clothing. The same article(s) modeled in Department 27 - Knitting & Crocheting Revue may be exhibited in Department 27 - Knitting & Crocheting.
8. All Clothing and Knitting & Crocheting Revue garments must be on display during the entire Fair. Bring them as indicated for check-in above.
9. Exhibitors must be present for judging.

### Special Notes:

The Senior Court of Honor will be selected from the Blue Ribbon winners in the group that are 14 years or older as of August 1 of the current year.

The Junior Court of Honor will be selected from the Blue Ribbon winners in the group that are 13 years or younger, as of August 1 of the current year.

## CLASS K. Clothing Revue (Grade 3)

### Regulations:

1. Open to all members enrolled in Clothing or Clothes Horse who are in grade 3 (No Cloverbuds)

### Lots

- 1) Garment for another individual
- 2) Blouse/top
- 3) Shorts/slacks
- 4) Skirt or culottes
- 5) Skirt and blouse/top or jumper
- 6) Slacks or shorts and top
- 7) Sportswear
- 8) Dress
- 9) Sleepwear
- 10) Costume/uniform (includes riding apparel)
- 11) Any other wearable garment

## **CLASSES L. and M. Clothing Revue** (Grades 4 - 7)

### **Regulations:**

1. Class L: Open to all members enrolled in Clothing or Clothes Horse who are in Grades 4 & 5
2. Class M: Open to all members enrolled in Clothing or Clothes Horse who are in grades 6 & 7

### **Lots**

- | <b>L</b> | <b>M</b>                                  |
|----------|---|
| 1) 14)   | Article for another individual            |
| 2) 15)   | Blouse/top                                |
| 3) 16)   | Shorts/Slacks                             |
| 4) 17)   | Skirt or culottes                         |
| 5) 18)   | Skirt and blouse/top or jumper            |
| 6) 19)   | Slacks or shorts and top                  |
| 7) 20)   | Sportswear                                |
| 8) 21)   | Dress                                     |
| 9) 22)   | Sleepwear/lounge wear                     |
| 10) 23)  | Costume/uniform (includes riding apparel) |
| 11) 24)  | Jumpsuit, long or short                   |
| 12) 25)  | Coat or Jacket                            |
| 13) 26)  | Any other wearable garment                |

## **CLASSES N. AND O. Clothing Revue** (Grades 8+)

### **Regulations:**

1. Class N: Open to all members enrolled in Clothing or Clothes Horse who are in grades 8 & 9
2. Class O: Open to all members enrolled in Clothing or Clothes Horse who are in grades 10+

### **Lots**

- | <b>N</b> | <b>O</b>                                  |
|----------|---|
| 1) 13)   | Garment for another individual            |
| 2) 14)   | Skirt and blouse/top or jumper            |
| 3) 15)   | Sports outfit                             |
| 4) 16)   | Slacks or shorts and top                  |
| 5) 17)   | Jumpsuit, long or short                   |
| 6) 18)   | Dress                                     |
| 7) 19)   | Sleepwear/lounge wear                     |
| 8) 20)   | Formal attire                             |
| 9) 21)   | Suit - two or more pieces                 |
| 10) 22)  | Ensemble - three or more pieces           |
| 11) 23)  | Coat or jacket                            |
| 12) 24)  | Costume/uniform (includes riding apparel) |
| 13) 25)  | Any other wearable garment                |

## **CLASS P. Consumer Savvy**

### **Regulations:**

1. Consumer Savvy offers youth an opportunity to be thrifty and fashionable. Project youth members may purchase thrifty, second-hand garment(s) to modify and assemble the outfit with accessories into something more fashionable.
2. Members enrolled in Consumer Savvy may have two (2) entries in Class P. Lot budget amounts are for the base outfit, accessories and/or alterations may be beyond the stated budget amount below.
3. Garment must be displayed at Fair with explanation on a 4x6" index card of:
  - 1) Why the items were purchased
  - 2) Where the items were purchased, include receipt(s)
  - 3) How does this purchase help your closet

**OR**

How will these pieces be used for 2 - 3 different style events

### **Lots**

### **Grades**

- | <b>3-5</b> | <b>6-8</b> | <b>9+</b>  |
|------------|------------|--|
| 1) 4)      | 7)         | Three or more piece purchased outfit for under \$50  |
| 2) 5)      | 8)         | Remodeled, recycled or decorated garment   |
| 3) 6)      | 9)         | Any other remodeled, recycled item - creative or home accessory or holiday item, etc. ( <u>must be hand or machine stitched</u> ) Ex: holiday sweaters/apparel made into table runner; button-up shirt to pillow to remember someone by. |

## **CLASS Q. Knitting Revue**

- 1) Matching set or garment
- 2) Article made for another person

## **CLASS R. Crocheting Revue**

- 1) Matching set or garment
- 2) Article made for another person

### **Special Awards and Sponsorships:**

**Miller & Sons Supermarket** - All ribbons. Trophy to Champion and Rosette to Reserve Champion for each age group.

# KNITTING AND CROCHETING

## Department 27

### Knitting & Crocheting Revue Check-In & Judging:

See Clothing and Knitting & Crocheting Revue on page 65

### Class A-D Check-In:

Tuesday, 1 - 8 p.m., Exhibition Hall

### Class A-D (all lots) Judging:

Tuesday, 1 - 8 p.m., Individual Conference, Exhibition Hall

**Department Chairperson:** Michelle Oliveras - (608) 886-5329

**Superintendent:** Karel Oliveras

**Eligible 4-H Project Areas:** Knitting, Crocheting

*\*\*Due to the unknowns associated with COVID-19, ALL information listed in the Dane County Fair Premium Book is subject to change at the Fair Board's discretion.\*\**

### Regulations:

**Separate entries must be made to participate in the Knitting & Crocheting Revue - FairEntry Department: Clothing/Knitting & Crocheting Revue (See Classes Q - R)**

1. All exhibits must be brought in plastic bags with entry tags fastened securely to the article - not the bag (bags not returnable). No hangers please. Include age on entry tag.
2. A 3"x5" card listing fiber content and intended use and care must be securely attached to the article.
3. Exhibitors may enter only one class: Beginning or Advanced, choose the most appropriate. No limit to lots entered in the chosen class.
4. All articles must be handmade.
5. Violation of these rules may result in a lower placing.

<u>Premiums:</u>	<u>Blue</u>	<u>Red</u>	<u>White</u>	<u>Pink</u>
Class A, C	\$2	\$1.75	\$1.50	\$1.25
Class B, D	\$3	\$2.50	\$2	\$1.50

## **CLASS A. Beginning Knitting** *(First Year Member)*

### Lots

- 1) Slippers
- 2) Hat or headband
- 3) Scarf
- 4) 2 needle mittens
- 5) Sleeveless vest or sweater
- 6) Pillow
- 7) Any other article to be worn (includes purses)
- 8) Article for the home not otherwise specified
- 9) Holiday decorations

## **CLASS B. Advanced Knitting** *(Second Year and Beyond)*

### Lots

- 1) Slippers
- 2) Hat, scarf and/or mitten set (2 of the items)
- 3) Sweater
- 4) Pillow (minimum dimensions 8" across)
- 5) Stuffed toy
- 6) Afghan - any size
- 7) Any other article to be worn
- 8) Article for the home not otherwise specified
- 9) Original design - must include an explanation of how the design was put together (i.e. what makes this item an original design)
- 10) Layette (includes at least 2 of the 4 following: sweater, hat, booties and blanket)
- 11) Knitted doilies
- 12) Holiday decorations
- 13) Any other project work not listed or mentioned above (including educational posters)

## **CLASS C. Beginning Crocheting** *(First Year Members)*

### Lots

- 1) Slippers
- 2) Hat
- 3) Scarf
- 4) Potholder
- 5) Pillow
- 6) Stuffed toy
- 7) Any other article to be worn (includes purses)
- 8) Article for the home not otherwise specified
- 9) Holiday decorations

## **CLASS D. Advanced Crocheting** *(Second Year & Over)*

### Lots

- 1) Slippers
- 2) Hat, scarf and/or mitten set (2 of the items)
- 3) Sweater
- 4) Pillow (minimum dimensions 8" across)
- 5) Stuffed toy
- 6) Afghan - any size
- 7) Any other article to be worn
- 8) Article for the home not otherwise specified
- 9) Original design - must include an explanation of how the design was put together (i.e. what makes this item an original design)
- 10) Layette (includes at least 2 of the 4 following: sweater, hat, booties and blanket)
- 11) Crocheted doilies or wall hangings
- 12) Holiday decorations
- 13) Any other project work not listed or mentioned above (including educational posters)

### Special Awards and Sponsorships:

**Miller & Sons Supermarket** - All ribbons. Trophy to Champion and Rosette to Reserve Champion of designated classes.

# HOME FURNISHINGS/ HOME ENVIRONMENT Department 28

## Check-In:

Tuesday, 11 a.m. - 6 p.m., Exhibition Hall

## Judging:

Tuesday, 11 a.m. - 6 p.m., Individual Conference, Exhibition Hall

**Department Chair:** Diane Moll - (608) 206-3200

**Eligible 4-H Project Areas:** Home Environment, Quilting

*\*\*Due to the unknowns associated with COVID-19, ALL information listed in the Dane County Fair Premium Book is subject to change at the Fair Board's discretion.\*\**

## Regulations:

1. All articles are homemade or refinished unless otherwise specified.
2. Kits are not allowed except in specified lots. Kit is defined as when pattern, thread/yarn and all directions are clearly identified.
3. Member's name must be attached to each part of exhibit.
4. **All exhibits must include a description card no larger than 4"x6"**. Include room description, color samples such as paint swatches or colored marker (any representation of the color will be accepted), and any information about the methods used for the exhibit. Home Environment/Home Furnishings is about how and why items fit into your home, so please be descriptive and detailed on the description card. If you need more space, use multiple cards and staple together. Attach entry tag and description card(s) to the exhibit.
5. **All exhibits should be the result of the exhibitor's work during the current 4-H year.**
6. Any violation of these rules will result in one lower placing.

## Premiums:

	<u>Blue</u>	<u>Red</u>	<u>White</u>	<u>Pink</u>
Class A - F	\$2.00	\$1.75	\$1.50	\$1.25

## **CLASS A. Home Environment Project (Grades 3 - 5)**

### Lots:

- 1) One place setting including plate, cup/glass, place mat, napkin, no silverware, no accessories. Napkin ring allowed. **Do not bring own card table**
- 2) Holiday or special event table, with 2 place settings. Bring your own card table, center piece, place mats or table cloth, and decorations. Attach a card giving the display a title, but no menus. Exhibitors are strongly encouraged to remove their own silverware after judging has taken place, especially if the silverware is of value. Although we utilize project protectors to watch over exhibits, the Dane County Fair and its volunteers are not held accountable for lost/stolen/damaged items
- 3) Decorated waste basket
- 4) Simple curtains - must be ready to hang
- 5) Handmade shower curtain - Must be ready to hang. A plastic liner is not required.
- 6) Functional pillow for any room. No fleece.
- 7) Decorative pillow for any room. No fleece.
- 8) Fleece Pillow
- 9) Tied Fleece Blanket
- 10) Room accessory. Not wall hanging. Kits allowed.
- 11) Creative room accessory. Not wall hanging. No kits allowed. Design must be original.
- 12) Wall Accessory. Kits allowed.
- 13) Creative wall accessory. Design must be original. Must provide hanger.
- 14) Flower arrangement using dried flowers only.
- 15) Flower arrangement using artificial flowers only.
- 16) Flower arrangement using fresh flowers/materials only.

- 17) Creative centerpiece. No flower/twig arrangements.
- 18) Rug made by exhibitor.
- 19) Counted cross stitch using original design.
- 20) Counted cross stitch using kit or purchased pattern.
- 21) Stitchery article including needlepoint, embroidery, etc., using original design.
- 22) Stitchery article including needlepoint, embroidery, etc, using kit, purchased pattern, stamped pattern.
- 23) Creative wreath and/or swag (grapevine, pine cones, straw, etc.) designed by exhibitor.
- 24) Decorated holiday or special event tree (artificial or fresh). 18" to 36"
- 25) Poster display of room samples and accessories showing colors, textures, fabrics, finishes, etc.
- 26) Remodeled or recycled creative accessory. State what was done and process used. Must include a "before picture"
- 27) Refinished or reupholstered piece of furniture. Include statement of method used. Must include a "before picture".
- 28) Piece of new furniture finished by exhibitor. Include statement of method used (antiquing included). Must include a "before picture".
- 29) Applique project made from a kit.
- 30) Applique project made using original design.
- 31) Any other project

## **CLASS B. Quilting (Grades 3 - 5)**

- 1) Table runner, machine quilted. Provide name of quilter.
- 2) Wall hanging with batting, machine quilted. Provide name of quilter.
- 3) Lap quilt with batting, machine quilted. Provide name of quilter.
- 4) Twin or larger quilt with batting, machine quilted. Provide name of quilter.
- 5) Table runner, long arm quilted. Provide name of quilter.
- 6) Wall hanging with batting, long arm quilted. Provide name of quilter.
- 7) Lap quilt with batting, long arm quilted. Provide name of quilter.
- 8) Twin or larger quilt, long arm quilted. Provide name of quilter.
- 9) Table runner, tie quilted.
- 10) Wall hanging with batting, tie quilted.
- 11) Lap quilt with batting, tie quilted.
- 12) Twin or larger quilt, tie quilted.
- 13) Table runner, hand quilted.
- 14) Wall hanging with batting, hand quilted.
- 15) Lap quilt with batting, hand quilted.
- 16) Twin or larger quilt, hand quilted.
- 17) Any other project work not mentioned or listed

## **CLASS C. Home Environment Project (Grades 6 - 8)**

### Lots:

- 1) One place setting including plate, cup/glass, place mat, napkin, no silverware, no accessories. Napkin ring allowed. **Do not bring own card table**
- 2) Holiday or special event table, with 2 place settings. Bring your own card table, center piece, place mats or table cloth, and decorations. Attach a card giving the display a title, but no menus. Exhibitors are strongly encouraged to remove their own silverware after judging has taken place, especially if the silverware is of value. Although we utilize project protectors to watch over exhibits, the Dane County Fair and its volunteers are not held accountable for lost/stolen/damaged items
- 3) Decorated waste basket
- 4) Simple curtains - must be ready to hang
- 5) Handmade shower curtain - Must be ready to hang. A plastic liner is not required.
- 6) Functional pillow for any room. No fleece.
- 7) Decorative pillow for any room. No fleece.
- 8) Fleece Pillow
- 9) Tied Fleece Blanket
- 10) Room accessory. Not wall hanging. Kits allowed.
- 11) Creative room accessory. Not wall hanging. No kits allowed. Design must be original.



- 12) Wall Accessory. Kits allowed.
- 13) Creative wall accessory. Design must be original. Must provide hanger.
- 14) Flower arrangement using dried flowers only.
- 15) Flower arrangement using artificial flowers only.
- 16) Flower arrangement using fresh flowers/materials only.
- 17) Creative centerpiece. No flower/twig arrangements.
- 18) Rug made by exhibitor.
- 19) Counted cross stitch using original design.
- 20) Counted cross stitch using kit or purchased pattern.
- 21) Stitchery article including needlepoint, embroidery, etc., using original design.
- 22) Stitchery article including needlepoint, embroidery, etc, using kit, purchased pattern, stamped pattern.
- 23) Creative wreath and/or swag (grapevine, pine cones, straw, etc.) designed by exhibitor.
- 24) Decorated holiday or special event tree (artificial or fresh). 18" to 36"
- 25) Poster display of room samples and accessories showing colors, textures, fabrics, finishes, etc.
- 26) Remodeled or recycled creative accessory. State what was done and process used. Must include a "before picture"
- 27) Refinished or reupholstered piece of furniture. Include statement of method used. Must include a "before picture".
- 28) Piece of new furniture finished by exhibitor. Include statement of method used (antiquing included). Must include a "before picture".
- 29) Applique project made from a kit.
- 30) Applique project made using original design.
- 31) Any other project

#### **CLASS D. Quilting** (Grades 6 - 8)

- 1) Table runner, machine quilted. Provide name of quilter.
- 2) Wall hanging with batting, machine quilted. Provide name of quilter.
- 3) Lap quilt with batting, machine quilted. Provide name of quilter.
- 4) Twin or larger quilt with batting, machine quilted. Provide name of quilter.
- 5) Table runner, long arm quilted. Provide name of quilter.
- 6) Wall hanging with batting, long arm quilted. Provide name of quilter.
- 7) Lap quilt with batting, long arm quilted. Provide name of quilter.
- 8) Twin or larger quilt, long arm quilted. Provide name of quilter.
- 9) Table runner, tie quilted.
- 10) Wall hanging with batting, tie quilted.
- 11) Lap quilt with batting, tie quilted.
- 12) Twin or larger quilt, tie quilted.
- 13) Table runner, hand quilted.
- 14) Wall hanging with batting, hand quilted.
- 15) Lap quilt with batting, hand quilted.
- 16) Twin or larger quilt, hand quilted.
- 17) Any other project work not mentioned or listed

#### **CLASS E. Home Environment Project** (Grades 9+)

##### **Lots:**

- 1) One place setting including plate, cup/glass, place mat, napkin, no silverware, no accessories. Napkin ring allowed. **Do not bring own card table**
- 2) Holiday or special event table, with 2 place settings. Bring your own card table, center piece, place mats or table cloth, and decorations. Attach a card giving the display a title, but no menus. Exhibitors are strongly encouraged to remove their own silverware after judging has taken place, especially if the silverware is of value. Although we utilize project protectors to watch over exhibits, the Dane County Fair and its volunteers are not held accountable for lost/stolen/damaged items
- 3) Decorated waste basket
- 4) Simple curtains - must be ready to hang
- 5) Handmade shower curtain - Must be ready to hang. A plastic liner is not required.
- 6) Functional pillow for any room. No fleece.

- 7) Decorative pillow for any room. No fleece.
- 8) Fleece Pillow
- 9) Tied Fleece Blanket
- 10) Room accessory. Not wall hanging. Kits allowed.
- 11) Creative room accessory. Not wall hanging. No kits allowed. Design must be original.
- 12) Wall Accessory. Kits allowed.
- 13) Creative wall accessory. Design must be original. Must provide hanger.
- 14) Flower arrangement using dried flowers only.
- 15) Flower arrangement using artificial flowers only.
- 16) Flower arrangement using fresh flowers/materials only.
- 17) Creative centerpiece. No flower/twig arrangements.
- 18) Rug made by exhibitor.
- 19) Counted cross stitch using original design.
- 20) Counted cross stitch using kit or purchased pattern.
- 21) Stitchery article including needlepoint, embroidery, etc., using original design.
- 22) Stitchery article including needlepoint, embroidery, etc, using kit, purchased pattern, stamped pattern.
- 23) Creative wreath and/or swag (grapevine, pine cones, straw, etc.) designed by exhibitor.
- 24) Decorated holiday or special event tree (artificial or fresh). 18" to 36"
- 25) Poster display of room samples and accessories showing colors, textures, fabrics, finishes, etc.
- 26) Remodeled or recycled creative accessory. State what was done and process used. Must include a "before picture".
- 27) Refinished or reupholstered piece of furniture. Include statement of method used. Must include a "before picture".
- 28) Piece of new furniture finished by exhibitor. Include statement of method used (antiquing included). Must include a "before picture".
- 29) Applique project made from a kit.
- 30) Applique project made using original design.
- 31) Any other project

#### **CLASS F. Quilting** (Grades 9+)

- 1) Table runner, machine quilted. Provide name of quilter.
- 2) Wall hanging with batting, machine quilted. Provide name of quilter.
- 3) Lap quilt with batting, machine quilted. Provide name of quilter.
- 4) Twin or larger quilt with batting, machine quilted. Provide name of quilter.
- 5) Table runner, long arm quilted. Provide name of quilter.
- 6) Wall hanging with batting, long arm quilted. Provide name of quilter.
- 7) Lap quilt with batting, long arm quilted. Provide name of quilter.
- 8) Twin or larger quilt, long arm quilted. Provide name of quilter.
- 9) Table runner, tie quilted.
- 10) Wall hanging with batting, tie quilted.
- 11) Lap quilt with batting, tie quilted.
- 12) Twin or larger quilt, tie quilted.
- 13) Table runner, hand quilted.
- 14) Wall hanging with batting, hand quilted.
- 15) Lap quilt with batting, hand quilted.
- 16) Twin or larger quilt, hand quilted.
- 17) Any other project work not mentioned or listed

##### **Special Awards and Sponsorships:**

**Miller & Sons Supermarket** - All ribbons. Trophy to Champion and Rosette to Reserve Champion of designated classes.

## FAMILY AND CHILD DEVELOPMENT Department 29

### **Check-In:**

Tuesday, 11 a.m. - 6 p.m., Exhibition Hall

### **Judging:**

Tuesday, 11 a.m. - 6 p.m., Individual Conference, Exhibition Hall

**Department Chairperson: \*\*Chairperson & Superintendents Needed. Please call the Fair office (608) 469-2428.**

**Superintendents:** Corinna Schell

**Eligible 4-H Project Areas:** Child Development

*You may only exhibit in the class for which you are enrolled. The corresponding classes are as follows:*

Child Development 1: Class A, Growing on My Own

Child Development 2: Class B, Growing with Others

Child Development 3: Class C, Growing in Communities

***\*\*Due to the unknowns associated with COVID-19, ALL information listed in the Dane County Fair Premium Book is subject to change at the Fair Board's discretion.\*\****

### **Regulations:**

1. A total of seven entries per exhibitor is allowed.
2. Members must be present for an individual conference with the judge. Exhibitors not present will have their ribbon placings lowered and lose premium money.
3. Safety of children using the exhibits should be a consideration in making all the exhibits.

### **Premiums:**

<u>Blue</u>	<u>Red</u>	<u>White</u>	<u>Pink</u>
\$1.75	\$1.50	\$1.25	\$1

### **CLASS A. Growing on My Own**

- 1) Scrapbook about yourself, chronological order preferred.
- 2) Growth chart or wall hanging representing your development such as first words, foods, my first step, my name, when I first dressed myself, my first tooth, etc.
- 3) Poster on child safety.
- 4) Display of the safety hazards in your home and how you dealt with them.
- 5) Choke-tube tester displayed with the purpose explained and a selection of safe and unsafe items.
- 6) Story masks of characters from a story. Include book.
- 7) Display of early morning time clock and personal morning routine emphasizing time management.
- 8) Display of hats depicting some of the roles that you play.
- 9) Poster of fire escape routes from rooms of your house with outside meeting place noted.
- 10) Other project work not listed.

### **CLASS B. Growing with Others**

- 1) A personal self-care plan for when you're home alone.
- 2) A group of three pictures showing unsafe conditions and how you dealt with them.
- 3) Age-appropriate toy chart.
- 4) Family tree or mobile.
- 5) Family rules worksheet.
- 6) Baby's toy box. Also write 3 situations for a babysitter to read to children to inspire them to play.
- 7) Stuffed toy made by exhibitor for child age 3 and younger, kits allowed.
- 8) Active play toy made by exhibitor for child age 3 or younger (no stuffed toys)
- 9) Poster on babysitting responsibilities
- 10) Babysitting kit - collection of articles or toys that would be helpful to a babysitter and an explanation of how it would be used (at least two items in kit should be made by exhibitor).

- 11) Art/craft item made by a toddler under your direction. Include written description of the learning goals you had for the child and what both of you learned.
- 12) Dress-up kit for children. Include an explanation of what children can learn by using it.
- 13) First Aid kit. Specify whether for a family or baby sitter. Include a list of contents and emergency phone numbers.
- 14) Educational game made by exhibitor for a child (children). Include rules and ages for the players.
- 15) Other project work not listed

### **CLASS C. Growing in Communities**

- 1) Child development career watch game
- 2) Child development observation record sheet and explanation of physical, social, intellectual and emotional stages of development
- 3) Evaluation of TV programs for kids
- 4) Accessibility checklist or report
- 5) Display on the diversity of families in your community
- 6) Intergenerational community service project
- 7) Poster or display on the roles and responsibilities of parenthood
- 8) Puppet(s) and script for toddlers about making a decision, solving a problem, being safe or making friends
- 9) Book made for a child. Explain child's age range and learning goals.
- 10) Active toy made by exhibitor for a child. Explain child's age range and learning goals.
- 11) Non-active toy made by exhibitor for a child. Explain child's age range and learning goals.
- 12) Room accessory made by exhibitor for a child (i.e. wall hanging, mobile, pj keeper, etc.).
- 13) Travel kit for children including at least two items made by exhibitor.
- 14) Playground safety plan and first aid kit for use of a baby sitter.
- 15) Other project work not listed

### **Special Awards and Sponsorships:**

**Miller & Sons Supermarket** - All ribbons. Trophy to Champion and Rosette to Reserve Champion of designated classes.

# DEMONSTRATIONS & PRESENTATIONS COMMUNICATIONS Department 31

## Check-In:

Class B - J: Tuesday, 1 - 8 p.m., Exhibition Hall

Class A: Thursday, July 21st, 12:30 p.m. Exhibition Hall

## Judging:

Class B - J: Tuesday, 1 - 8 p.m., Exhibition Hall,  
Individual Conference

Class A: Thursday, July 21st, 1 p.m., Exhibition Hall,  
Individual Conference

**Department Chair:** Karyn Saemann - (608) 239-2222

**Superintendent:** Rachel Becker and Nicole Nelson

**Eligible 4-H Project Areas:** Communications, Demonstrations, Speaking, Posters, Creative Writing

*\*\*Due to the unknowns associated with COVID-19, ALL information listed in the Dane County Fair Premium Book is subject to change at the Fair Board's discretion.\*\**

## Regulations:

- The Communication Arts Festival** (Class A) will be held Thursday, July 21st, during the Fair. Limit of two entries in Class A.
- Classes B - J, all lots will be judged individual conference, with a maximum of four exhibits being judged in one sitting.
- All essays, poems, stories and plays **must** have a **cover page** with the title and publication date. The name of the author is optional. A **brief summary** of the piece **must** be included if it is longer than two pages. It is recommended that the piece be in a protected cover or simple binding.
- Beginner:** First year, very little experience  
**Intermediate:** Second and third year, somewhat experienced  
**Advanced:** Fourth year and beyond, very experienced
- Exhibitors should consider retaining copies of their work. The fair is not responsible for lost or damaged projects.

## Premiums:

	<u>Blue</u>	<u>Red</u>	<u>White</u>	<u>Pink</u>
Class A - Individuals	\$3	\$2.50	\$2	\$1.50
Class A - Teams	\$6	\$5	\$4	\$3
Class B - J	\$1.75	\$1.50	\$1.25	\$1

## CLASS A. Communication Arts Festival

### Regulations:

- Demonstration:** How to "make" a project or "do" an activity in any project area. A planned demonstration that takes the audience through the complete process with an introduction, body and summary.  
Length of presentation  
*Cloverbud:* 1-2 minutes; *3rd-4th grade:* 2-5 minutes;  
*5th-7th grade:* 5-10 minutes; *8th grade & over:* 10-12 minutes
- Illustrated Talk:** Use of visuals, posters, etc. with a talk. A planned presentation with an introduction, body and summary on any subject.  
Length of presentation  
*Cloverbud:* 1-2 minutes; *3rd-4th grade:* 2-5 minutes;  
*5th-7th grade:* 5-10 minutes; *8th grade & over:* 10-12 minutes
- Interpretive Reading:** Any piece or collection of prose or poetry. Participant may write their own. Material is read with personal interpretation. Pieces may be combined to meet time requirements.  
Length of presentation  
*Cloverbud:* 1-2 minutes; *5th-7th grade:* 3-5 minutes;  
*8th grade & over:* 5-10 minutes

- Original Speech:** Written by the speaker on any topic. Notes may be used.  
Length of presentation  
*Cloverbud:* 1-2 minutes; *5th-7th grade:* 3-5 minutes;  
*8th grade & over:* 5-10 minutes
- Memorized Prose, Poetry, or Story:** Any piece of literature from memory. Participant selects written prose or poetry or writes their own. Material needs to be presented without notes in an interpretive fashion.  
Length of presentation  
*Cloverbud:* 1-2 minutes; *5th-7th grade:* 3-5 minutes;  
*8th grade & over:* 5-10 minutes
- Extemporaneous Speech:** Participant selects a topic "from a hat" and will have at least 15 minutes to write their speech before it is presented. Topics will include subjects dealing with 4-H or current events. Notes may be used for the presentation.  
Length of presentation  
*Cloverbud:* 1-2 minutes; *5th-7th grade:* 3-5 minutes;  
*8th grade & over:* 5-10 minutes
- Radio Broadcast:** Participant prepares a newscast about a variety of 4-H events or issues (club, county, state or national). Evaluations will be based on story quality, transition from story to story, how close to target length and effective use of voice. Judge will not be in eye contact with presenter.  
Length of presentation  
*Cloverbud:* 1-2 minutes; *5th-7th grade:* 4 minutes, 20 seconds;  
*8th grade & over:* 6 minutes 40 seconds
- Clowning:** Individual or group presentations. Group presentations entry must be entered in FairEntry by each exhibitor in the group.  
Length of presentation  
*Cloverbud:* 1-2 minutes; *3rd-7th grade:* 5-10 minutes;  
*8th grade & over:* 10-15 minutes

## Lots:

- Demonstration
- Illustrated Talk
- Interpretive Reading
- Original Speech
- Memorized Prose, Poetry, or Story
- Extemporaneous Speech
- Radio Broadcast
- Clowning

## CLASS B. Posters

- Promotion for Club, Troop or Group
- Poster on favorite project/activity area
- Safety poster
- Health poster
- Community celebration promotion
- Characteristics of a good poster

## CLASS C. Public Speakers Handbook

- A collection of two or more items that document how you planned your speech. These could include: speech planning worksheet, list of references, speech outline, note cards, etc.
- A poster of stress reduction tips and suggestions for dealing with speech anxiety.
- A audio and/or visual recording of you practicing your speech, with a short note describing what you noticed when you listened to the tape. (Exhibitor's responsibility to bring equipment to play recording)

## CLASS D. Picking up the Pieces

- Storyboard of drawings that express your thoughts or feelings
- Family quiz game about your family
- My communications portfolio
- Any other item not listed above

### CLASS E. Putting it Together

- 1) Poster on positive ways to deal with angry feelings
- 2) Poster on proper email or internet etiquette
- 3) Press release or public service announcement
- 4) My communications portfolio
- 5) Any other item not listed above

### CLASS F. The Perfect Fit

- 1) Poster on how to reduce fear of public speaking
- 2) Newspaper ad promoting 4-H
- 3) My Personal Resume
- 4) My communications portfolio
- 5) Any other item not listed above

### CLASS G. Creative Wordworking & Books

- 1) A hand written "commonplace book."
- 2) A scrapbook or notebook of original poetry including at least one of the following: "found poem," "nature poem", "chinquapin", "telephone or vertical poem," or any other original poem.
- 3) A personal essay about why you keep a journal or diary. (Note: journals and diaries should NOT be entered in the fair.)
- 4) A handmade "few kind words book."
- 5) Any other piece of original creative writing (poem, short story, essay or play).
- 6) An original book review about your favorite book.
- 7) An original cover illustration for one of your favorite books.
- 8) A poster illustrating your top 10 favorite books ever read.
- 9) A recording of yourself reading a children's book to a child and note about who it was intended for. (Exhibitor's responsibility to bring equipment to play recording)
- 10) Any other item not listed above

### CLASS H. Music

#### Regulations:

1. No recordings of any kind will be allowed for entry.
2. Work may need to be hung with staples for display so a small tab to allow for this may be added by the exhibitor.
3. Exhibitors may submit copies of their work.
4. Exhibitors need to be prepared to perform. (A piano will be available)

#### Lots:

##### Beg Int Adv

- |    |    |    |   |
|----|----|----|---|
| 1) | 2) | 3) | A <b>working</b> instrument you have made (include directions for use). Performance required. |
| 4) | 5) | 6) | Manuscript <b>original</b> music for instrument, voice or both. Performance required.         |
| 7) | 8) | 9) | Any other exhibit appropriate for project not listed elsewhere. No performance required.      |

### CLASS I. Literature

#### Regulations:

1. No more than four **handwritten or typed** pages.
2. Neatness and legibility are required of all submissions. **Hand written** entries must be clear, easy to read and well presented and written by the exhibitor.
3. Typed or printed material should be in 12 point font with 1" or more margins and line spacing of 1 1/2, except poetry which should have margins & spacing to fit poem.
4. Work may need to be hung with staples for display so a small tab to allow for this may be added by the exhibitor.
5. Exhibitors may submit copies of their work.

#### Lots:

##### Beg Int Adv

- |    |    |    |   |
|----|----|----|---|
| 1) | 2) | 3) | Short story                               |
| 4) | 5) | 6) | Poetry (use spaces & margins as fit poem) |
| 7) | 8) | 9) | Any other literature                      |

### CLASS J. Theater Arts

#### Regulations:

1. Limit of 3 entries in this class.
2. Exhibitors may only exhibit in one level.
3. Include level on entry tag.

#### Lots:

##### Beg Int Adv

- |     |     |     |   |
|-----|-----|-----|---|
| 1)  | 2)  | 3)  | Costume created for a character. Include script and description of character.             |
| 4)  | 5)  | 6)  | Set design, costume list and prop list for a selected play (include script)               |
| 7)  | 8)  | 9)  | Puppet made by exhibitor (no kits)  |
| 10) | 11) | 12) | Set in box  |
| 13) | 14) | 15) | Sound effects kit (include description of how items will be used and the sounds achieved) |
| 16) | 17) | 18) | Display if technique/knowledge learned in this project.                                   |
| 19) | 20) | 21) | Any other exhibit.  |

#### Special Awards and Sponsorships:

**Miller & Sons Supermarket** - All ribbons. Trophy for Champion and Rosette for Reserve Champion in designated class or lot.

## BOOTHS Department 32

### Check-In:

Tuesday, 1 - 8 p.m., Exhibition Hall

Judging: All Classes, Exhibition Hall, Friday, 10 a.m.  
Danish Judging

Department Chairperson: Michelle Keller - (608) 445-6708

*\*\*Due to the unknowns associated with COVID-19, ALL information listed in the Dane County Fair Premium Book is subject to change at the Fair Board's discretion. \*\**

### Regulations:

- Any 4-H, FFA or other Dane County Youth Organization under adult leadership and with an educational program may enter this department.
- Exhibit is to be a display of a group effort during the last year. Display, planning, and set up must be done by members.
- Entry must be made in the name of the club/chapter/organization with FairEntry to be considered for premiums. cCrrresponding entry tag must be attached to the display items.
- A table for your display to be set-up on will be provided (2' x 2.5') Please plan your display accordingly.

<u>Premiums:</u>	<u>Blue</u>	<u>Red</u>	<u>White</u>	<u>Pink</u>
Class A	\$16	\$14	\$12	\$10
Class B	\$3	\$2.50	\$2	\$1.50

### **CLASS A. Group Display**

- Display Booth - 4-H Endowment Grant
- Display Booth - May represent one of the following: Educational, Dairy Promotion, Food & Agriculture, Safety/Health, Project/Activity, Military Appreciation - Please specify at time of entry.
- Learning Lane Display Booth (booth is not judged - no premiums awarded) - May represent one of the following species: Dairy, Beef, Cavy, Exotic-domestic, Goat, Horse, Poultry, Sheep, Rabbit or Swine. Please specify on entry. To focus on one topic (ex: breeds, size, color, nutrition, general or unique facts, body parts, products produced by specie, etc.) Displays will be located near the specie housing location in Learning Lane (center aisle) in the Pavilions or within the Arena Building for swine. Past Vet-Sci displays may also be displayed.
- Any other booth not listed

### **CLASS B. Displays of Group Ideas**

(Display may be a scrapbook, poster, news clippings, etc.)

- Club Collage - full sheet of tag board (22"x28") with pictures and captions about club work
- Copy of annual program
- Copy of Club or Group monthly newsletters
- Visual aid(s) developed to teach club members
- Visual of how club/group encouraged involvement of parents, leaders and community resources
- New member recruitment report
- Report on National 4-H or FFA Week Display
- Club Scrapbook

### Special Awards and Sponsorships:

**Miller & Sons Supermarket** - All ribbons. Trophy to Champion and Rosette to Reserve Champion of designated classes

## YOUTH LEADERSHIP PROJECT & SELF DETERMINED PROJECTS Department 33

### Check-In:

Tuesday, 1 - 8 p.m., Exhibition Hall

### Judging:

Tuesday, 1 - 8 p.m., Individual Conference, Exhibition Hall

Department Chairperson: **\*\*Chairperson & Superintendents Needed. Please call the Fair office (608) 469-2428.**

Eligible 4-H Project Areas: Youth Leadership, Self-Determined

*\*\*Due to the unknowns associated with COVID-19, ALL information listed in the Dane County Fair Premium Book is subject to change at the Fair Board's discretion. \*\**

<u>Premiums:</u>	<u>Blue</u>	<u>Red</u>	<u>White</u>	<u>Pink</u>
	\$3	\$2.50	\$2	\$1.50

### **CLASS A. Youth Leadership**

#### Lots:

- Display designed to recruit members or leaders.
- A planning calendar showing how you helped in one of these areas:
  - Project leadership
  - Organization leadership
  - Activity leadership
- A display showing how you helped in teaching or assisted an adult leader or another youth leader.
- A visual aid you made and used to teach a specific project-explain how you used it.
- Display showing how you taught a project by yourself
- A display showing how you helped in leadership in a club activity.
- Notebook of plan and written outline for meetings in a selected project or activity that you helped lead (Include list of goals and evaluation of success).
- Display showing leadership contributions (i.e. leading workshops, serving on councils, etc.) to a district, county, state or national event.
- Display showing what was learned at a county, state or national workshop and implemented at the respective club or county level.

### **CLASS B. Self-Determined**

#### Regulations:

- Include a description of your work beginning to completion (ex: essay, photos, drawings) and a comprehensive study of your project. Also identify your goals and resources.
- Posters/foam boards must not be larger than the standard size (22"x28")

#### Lots:

- Educational poster
- Scrapbook
- Display

### Special Awards and Sponsorships:

**Miller & Sons Supermarket** - All ribbons. Trophy to Champion and Rosette to Reserve Champion of designated classes.

# HEALTH, SOCIAL AND POLITICAL SCIENCES Department 34

## **Check-In:**

Tuesday, 1 - 8 p.m., Exhibition Hall

## **Judging:**

Tuesday, 1 - 8 p.m., Individual Conference, Exhibition Hall

**Department Chairperson:** \*\*Chairperson & Superintendents  
Needed. Please call the Fair office (608) 469-2428.

## **Eligible 4-H Project Areas:**

History & Heritage, Citizenship, International, Intergenerational  
Programs, Health, Service Learning, Personal Finance, Fun & Fitness

*\*\*Due to the unknowns associated with COVID-19, ALL information  
listed in the Dane County Fair Premium Book is subject to change  
at the Fair Board's discretion.\*\**

## **Regulations:**

1. A project may be a mobile, a model, photo, something moving, actual articles, posters, reports or a combination of any display methods.
2. Entry tag must be securely attached to the exhibit or display.
3. The Fair will attempt to provide security for all projects. However, exhibitors are cautioned that they exhibit projects at their own risk.
4. It is the exhibitor's responsibility to note on their entry form the amount of floor space needed for large exhibits as well as case display space needed for valuable exhibits.
5. **All projects entered should be the result of the exhibitor's work during the current 4-H year.**
6. Please refer to the Individual Conference judging rules listed in the front of the premium book, under Rules & Regulations, item 11a.
7. Judge's decision is final.

## **Premiums:**

<u>Blue</u>	<u>Red</u>	<u>White</u>	<u>Pink</u>
\$1.75	\$1.50	\$1.25	\$1.00

## **CLASS A. History and Heritage**

### **Family**

- 1) Family tree properly recorded (may include pictures)
- 2) Written account of an interview of a family member (may include pictures)
- 3) Biography of an ancestor (may include pictures).
- 4) Geographic map(s) and narrative tracing your family ancestor(s) migration from where they originated to present (use an adequate explanation and be creative)
- 5) Exhibit or report about your family's settlement in an area (may include pictures)
- 6) Historical research on family farm or family home (may include pictures)
- 7) Heritage box with old family possessions (identify the possessions and the generations). Exhibitor must set-up (arrange) items in box, basket or similar enclosure before it can be judged
- 8) A written report and collection of genealogical correspondence used in searching for your family roots
- 9) Yesteryear-to-today pictures and explanation of somebody or something related to family history
- 10) Any other exhibit of historical significance

### **Community**

- 11) A picture history (past and present) or written report about historical development of the community in which you live
- 12) Written account of an interview with an older resident(s) of the community (may include pictures)

- 13) An exhibit about early settlers or Native Americans in your area
- 14) An exhibit of early farming or industry in your community which shows methods used for production in the past
- 15) An exhibit of an old art or craft (attach explanation of process and materials used)
- 16) Written report of a current or potential community landmark project
- 17) Any other exhibit of historical significance

## **CLASS B. International**

### **Unit 1**

- 1) Display about the basic elements needed for survival on planet earth
- 2) Display on conserving and maintaining the basic elements needed to ensure future survival
- 3) Display on how the earth is a closed ecosystem with limited resources
- 4) Display showing how geography affects the way people live
- 5) Display showing the importance of water to living things
- 6) Display showing how weather effects our lives
- 7) Display showing different ways we use energy
- 8) Display showing cultural diversity in your community

### **Unit 2**

- 9) Display showing lifestyles of children around the world
- 10) Display showing different ways people greet one another
- 11) Display identifying the origins of foods from around the world
- 12) Display on international clothing
- 13) Display on games children play around the world
- 14) Display on flags of different countries with explanations of flags' symbols

### **Unit 3**

- 15) Display illustrating the concept of global interdependence
- 16) Display designed to develop an understanding of the different aspects of an environmental problem
- 17) Display on the hunger problem
- 18) Display on international health problems
- 19) Display on the international drug situation

## **CLASS C. Intergenerational**

- 1) Display on sensory changes that occur as people age
- 2) Display on ways to help an older person who has physical limitations
- 3) Display on what happens to our bodies as we age
- 4) Display on a new communications skills you have learned
- 5) Display on a new "friendship" you have formed through this project
- 6) Display on something "new" you learned in this project

## **CLASS D: Health**

### **Unit 1: Exploring Your Body**

- 1) Display on body motion
- 2) Family display
- 3) Exhibit on manners (good vs bad)
- 4) Display on food choices
- 5) Exhibit on body works
- 6) Exhibit on bicycle safety

### **Unit 2: Discovering Myself**

- 7) A fitness display
- 8) Display showing how smoking affects the lungs
- 9) Poster that illustrates individual uniqueness
- 10) Display or report on reducing stress
- 11) Study space analysis
- 12) Exhibit on home safety hazards
- 13) A netty pot

### Unit 3: Fun With Friends

- 14) Display on calculating target heart rate
- 15) Exhibit on handling sports injuries
- 16) Display on injury and accident prevention
- 17) Exhibit on the effects of alcohol
- 18) A friendship want ad

### Unit 4: Teen Talk

- 19) Exhibit on the affects media has on self-image
- 20) A physical activity plan
- 21) Exhibit on preventing sexual assault
- 22) Display on teen pregnancy
- 23) Exhibit on AIDS/STDs
- 24) Personal letter written to a legislator

### Unit 5: Piecing it Together

- 25) Importance of personal and family health history
- 26) Tanning survey and results
- 27) Violence prevention public service announcement
- 28) Exhibit on non-violent ways to resolve conflict
- 29) A personal resume

### CLASS E. Folk Arts

*For any of these exhibits, the display could be a written report, pictures, poster, mobile, etc.*

- 1) Display on a field trip taken
- 2) Display on a folk art scavenger hunt
- 3) Display showing examples of a variety of folk arts
- 4) Display on the history of a folk art
- 5) Display on a visit with a folk artist
- 6) Display on folk art in your community
- 7) Display of a folk art from your family
- 8) Family folk arts exhibit you created
- 9) Folk art photo story
- 10) Display on a folk art interview conducted
- 11) Display on a folk art exhibit you created
- 12) Display on a folk art celebration you planned
- 13) Folk arts booklet compiled

### CLASS F. Personal Finance

***\*\*For security purposes, do not use personal/family financial information. Exhibitors must use created/fictitious names and numbers for all lots in this class.\*\****

- 1) My "Needs and Wants" portrait
- 2) Make smart spending goals poster or display
- 3) How to manage a checking account display or booklet
- 4) How to comparison shop for a product
- 5) Any other item not listed above

### CLASS G. Service Learning

- 1) Poster, collage or model of problems or needs in my community
- 2) Service learning mission newsletter
- 3) A service learning project journal, photo diary or scrapbook
- 4) Any other item not listed above

### Special Awards and Sponsorships:

**Miller & Sons Supermarket** - All ribbons. Trophy to Champion and Rosette to Reserve Champion of designated classes.

## 2022 Carnival Special for Youth Exhibitors:

Youth Exhibitors, who purchase admission wristbands, will be able to receive a discount at the carnival. For each admission wristband purchased, a coupon will be given for a \$15 all-you-can-ride wristband during one of the following dates and times:

Friday, July 22	Saturday, July 23
Noon to 5 p.m.	Noon to 5 p.m.

Ride specials are limited to one wristband, one time. You must present both the coupon and admission wristband to receive the discount.

## Rockstars in the Ring

**Sunday, July 24 - 1 p.m.**

**Pavilion 2, Showring B**

Dane County Fair is excited to announce the 1st annual Rockstars in the Ring, a new livestock show for youth with an intellectual disability. Up to 10 participants will have the opportunity to show a pig, rabbit, or sheep and will be paired up with a Dane County Fair youth exhibitor mentor to enhance their experience.

For more details, visit [danecountyfair.com](http://danecountyfair.com).

## 4-H Graduation & 2022 Dane County Fair Awards Ceremony

**Sunday, July 24 - 2:30 p.m.**

**Exhibition Hall D**

Join us for the Fair Awards Ceremony after the 4-H Graduation. We encourage Chairs and Superintendents from each department to be in attendance to present department awards to the Champion exhibitors.

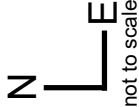
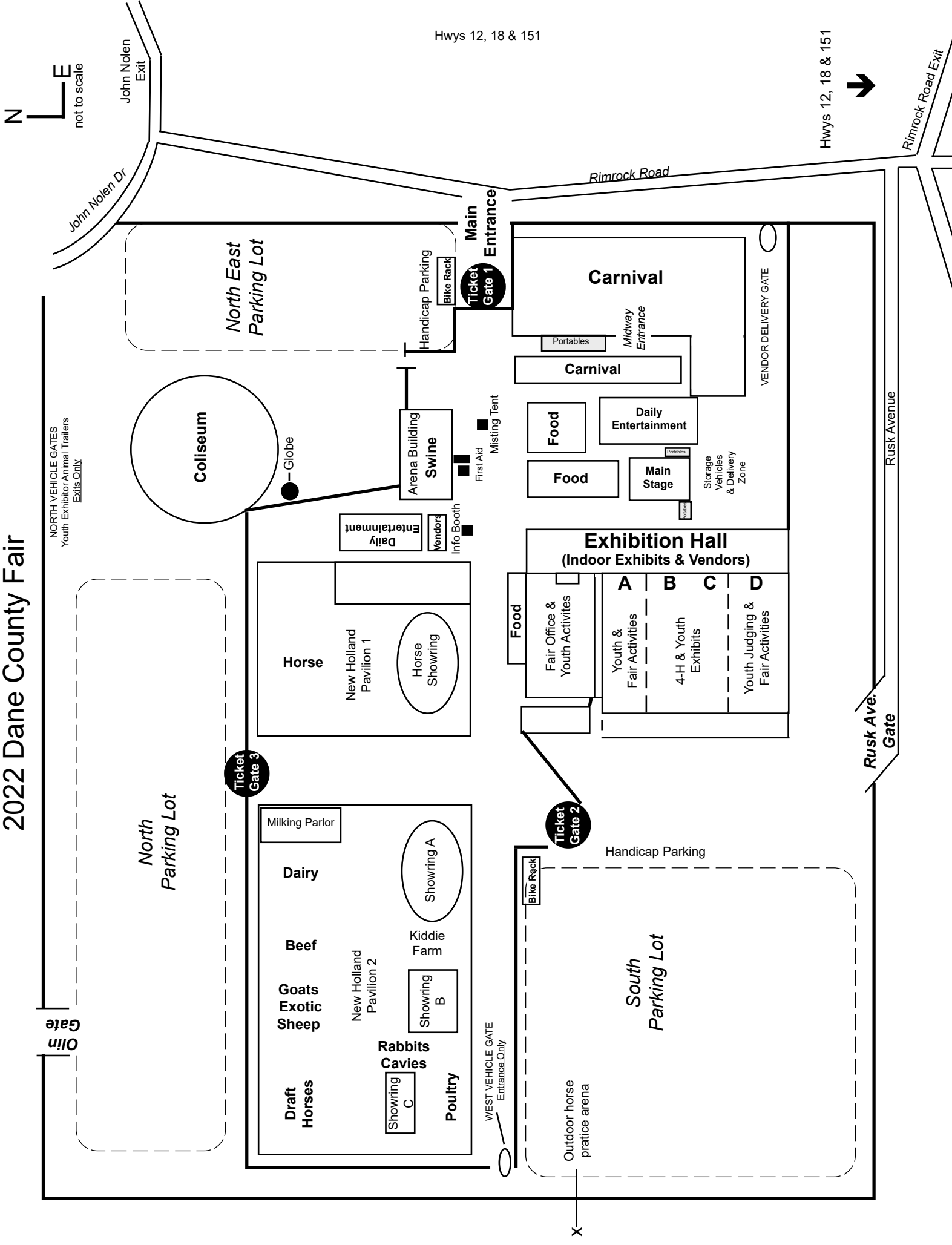


Danish Judging  
Maximum Placements for State Aid  
Judges must not exceed these limits

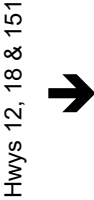
# of Entries	First Place	Two Places	Three Places	Four places
1	1	1	1	1
2	2	2	2	2
3	2	3	3	3
4	2	4	4	4
5	2	4	5	5
6	2	4	6	6
7	2	4	6	7
8	2	4	6	8
9	2	4	6	9
10	2	5	7	10
11	2	5	8	11
12	3	6	9	12
13	3	6	9	13
14	3	7	10	14
15	3	7	11	15
16	4	8	12	16
17	4	8	12	17
18	4	9	13	18
19	4	9	14	19
20	5	10	15	20
21	5	10	15	21
22	5	11	16	22
23	5	11	17	23
24	6	12	18	24
25	6	12	18	25
26	6	13	19	26
27	6	13	20	27
28	7	14	21	28
29	7	14	21	29
30	7	15	22	30
31	7	15	23	31
32	8	16	24	32
33	8	16	24	33
34	8	17	25	34
35	8	17	26	35
36	9	18	27	36
37	9	18	27	37
38	9	19	28	38
39	9	19	29	39
40	10	20	30	40
41	10	20	30	41
42	10	21	31	42
43	10	21	32	43
44	11	22	33	44
45	11	22	33	45
46	11	23	34	46
47	11	23	35	47
48	12	24	36	48
49	12	24	36	49
50	12	25	37	50

Please note and follow closely, any County fairs exceeding the above ribbon limits will not receive State premium funds.

2022 Dane County Fair



Hwys 12, 18 & 151



Rimrock Road Exit

Rusk Avenue

Rusk Ave. Gate

Rimrock Road

John Nolen Dr

John Nolen Exit

North East Parking Lot

Coliseum

Globe

Handicap Parking

Bike Rack

Ticket Gate 1 Main Entrance

Carnival

Portables

Midway Entrance

Carnival

Food

Daily Entertainment

Food

Main Stage

Storage Vehicles & Delivery Zone

VENDOR DELIVERY GATE

Daily Entertainment Vendors Info Booth

First Aid

Misting Tent

Horse

New Holland Pavilion 1

Horse Showing

Ticket Gate 3

Milking Parlor

Dairy

Beef

Goats Exotic Sheep

Draft Horses

Rabbits Cavies

Poultry

Showring A

Kiddie Farm

Showring B

Showring C

Bike Rack

Ticket Gate 2

Handicap Parking

South Parking Lot

Outdoor horse practice arena

WEST VEHICLE GATE Entrance Only

Olin Gate

North Parking Lot

NORTH VEHICLE GATES Youth Exhibitor Animal Trailers Exits Only

