



Meeting of Board of Directors

Wednesday, April 26, 2006
8:00 a.m. – 9:30 a.m.
Kent County Board Room, 3rd Floor
Grand Rapids, Michigan 49503

A G E N D A

- | | |
|--|---|
| <p>Convention
Arena
Authority</p> <p>Steven Heacock,
Chairman</p> <p>Birgit Klohs
Clif Charles
Gary McInerney
George Heartwell
Joseph Tomaselli
Lew Chamberlin</p> | <p>I. Call to Order</p> <p>II. Approval of March 22, 2006 Minutes</p> <p>III. Big Daddy's Doo Wop Sh-Bop Wrap-Up
Representatives from Participating Charities; Regent Broadcasting</p> <p>IV. Committee Reports</p> <p style="padding-left: 20px;">a. Operations Committee</p> <p style="padding-left: 40px;">i. Hockey and Football Leases – Parking Language Change Action</p> <p style="padding-left: 40px;">ii. CVB Update Information</p> <p style="padding-left: 20px;">b. Finance Committee</p> <p style="padding-left: 40px;">i. Approval of SMG March 2006 Financial Statements - DeVos Place® and Van Andel Arena® Action</p> <p style="padding-left: 40px;">ii. Approval of CAA March 2006 Financial Statements and Disbursements Action</p> <p style="padding-left: 40px;">iii. Renewal of Directors & Officers Insurance Action</p> <p>V. Van Andel Arena® Food & Beverage Services Agreement Action</p> <p>VI. SMG Report and Facilities Calendars Information</p> <p>VII. Public Comment</p> <p>VIII. Next Meeting Date – Wednesday, May 24, 2006</p> <p>IX. Adjournment</p> |
|--|---|



Van Andel Arena®
130 Fulton West
Grand Rapids, MI 49503-2601
616.742.6600
Fax 616.742.6197



DeVos Place®
303 Monroe Ave. NW
Grand Rapids, MI 49503-2233
616.742.6500
Fax 616.742.6590



**MINUTES OF THE GRAND RAPIDS-KENT COUNTY
CONVENTION/ARENA AUTHORITY
BOARD OF DIRECTORS MEETING
Wednesday, March 22, 2006**

I. Call to Order

Chairman Steve Heacock called the meeting to order at 8:00 a.m. Chairman Heacock presided and Secretary/Treasurer Birgit Klohs recorded. Chairman Heacock added State Legislative Affairs to the Operations Committee Report.

Attendance

Members Present: Steve Heacock, Chairman
Birgit Klohs
Clif Charles
George Heartwell
Gary McInerney
Joseph Tomaselli

Members Absent: Lew Chamberlin

Staff/Others:	David Czurak	<i>Grand Rapids Business Journal</i>
	Jim Day	Kent County
	Kurt Kimball	City of Grand Rapids
	Chris Knappe	<i>The Grand Rapids Press</i>
	Chris Machuta	SMG
	Rich MacKeigan	SMG
	Robert Mihos	Kent County
	Steve Miller	SMG
	Robert Sack	Grand Rapids Griffins
	Susan Waddell	CAA
	Jana Wallace	City of Grand Rapids
	Richard Wendt	Dickinson Wright
	Robert White	Kent County
	Steve Wilson	CVB

II. Minutes of Prior Meeting

Motion: Mr. McInerney, supported by Mr. Tomaselli, moved to approve the Minutes of the February 22, 2006, meeting of the Authority. Motion carried unanimously.

III. Presentation by Grand Rapids Griffins

Bob Sack, Senior Vice President of Sales and Marketing for the Grand Rapids Griffins, presented an overview of the team's past 10 years:

10 Years of Excellence

- 5 league division titles
- 8 of 10 years in playoffs
- 79 players sent to NHL
- Most wins and division titles of any "triple A" hockey team during past 7 years
- Over 3.5 million fans

- 106 sold-out crowds
- Annually, among top 10 in attendance out of nearly 100 teams
- Helped generate \$250,000 for area charities

10 Years of Big-Time Events

- Turner Cup finals
- 2 NHL showcases
- 2 All-Star events
- 3 Detroit Red Wings Red & White games

Hockey – Core Product

- AHL status
- Caliber and quality of play – 2nd best hockey league in the world behind NHL
- Detroit Red Wings affiliation – this season alone, 10 Griffins have gone on to play for Red Wings

Challenges

- Attendance has leveled; goals to stabilize and rebuild season ticket base
- Group sales have grown – from 42,000 in 2001-2002 to 60,000 in 2005-2006
- Provide opportunities to local amateur hockey teams
- Fundraising opportunities to help teams and organizations

Looking Forward

- Sell hockey as entertainment
- Develop community programs such as Griffins Youth Foundation, Stick with School
- Offer interactive opportunities and more food & beverage options

Chairman Heacock offered CAA assistance to enhance the hockey experience for patrons. Bob Sack stated that food and beverage options are important, along with installing the latest technology. In answer to a question from Chairman Heacock regarding the decline in attendance, Mr. Sack responded that, although attendance has dropped since the 1990's, the Griffins rank 9th in attendance out of 28 teams. Rebuilding the season ticket base and growing group sales are crucial to increase attendance. Chairman Heacock extended his congratulations to the Griffins on their 10th anniversary season and wished them success for many seasons to come.

IV. Committee Reports

a. Operations Committee.

i. Operations Committee Report

Mr. Tomaselli reported that Committee welcomed new member, John Van Fossen, Director of External Affairs for the Van Andel Institute. John is responsible for the Institute's public policy, government affairs, and community development initiatives. The Committee received a report about the charitable donations made each year by the facilities. In 2005, 154 tickets valued at \$5,353 were donated from the Van Andel Arena® and DeVos Performance Hall. Hard goods valued at \$5,840 were also donated and included fleece pullovers, polo shirts, golf hats, and binoculars. In 2005, 24 different nonprofits benefited from these donations totaling \$12,000. As part of the diversity initiative, staff is marketing more events to the Hispanic community. Customer service remains a priority and the marketing team continues to cross-market all events to conventions via a personal letter. Progressive AE will be conducting an assessment of DeVos Place® regarding placement of the artwork.

ii. CVB Update

Mr. Wilson stated that the CVB is working with the Hispanic Community to book the League of United Latin American Citizens convention for June 2009 or 2010. This summer, Frederik Meijer Gardens will install 26 bronze sculptures by artist Tom Otterness along a 2-mile walking path in downtown Grand Rapids. The exhibit will run from June 1- September 10, 2006. The new *Visitors Guide* features Millennium Park with a charming photograph of children playing in the spray park. Mr. Wilson presented the original photograph to Chairman Heacock to acknowledge his leadership in making Millennium Park a reality.

iii. State Legislative Affairs

Chairman Heacock stated that the CAA will likely have an interest in various state legislative affairs, including its enabling legislation, and in such regard will have contact with state legislators and officials. John Van Fossen has volunteered his services as agent for the CAA.

Motion: Mr. McInerney, supported by Mr. Tomaselli, moved to authorize the CAA to register as a lobbyist as required by State law and designate John Van Fossen as its lobbyist agent, recognizing that Mr. Van Fossen is a member of the CAA Operations Committee and will volunteer his services. Motion carried unanimously.

Mr. Heartwell provided an update on the CAA's offer to assist the City with the public museum. Due to many complicating factors, the City has backed away from the CAA's participation.

b. Finance Committee

i. SMG February 2006 Financial Statements for DeVos Place® and Van Andel Arena®

Motion: Ms. Klohs, supported by Mr. Tomaselli, moved to approve the SMG Financial Statements for DeVos Place® and the Van Andel Arena® for the period ended February 28, 2006. After review and discussion, the motion was unanimously adopted.

ii. CAA February 2006 Disbursements and Financial Statements

Motion: Ms. Klohs, supported by Mr. Heartwell, moved to approve the CAA Disbursements and Financial Statements for the period ended February 28, 2006. After review and discussion, the motion was unanimously adopted.

iii. Recommendation on Proposals to Provide Financial Audit Services

Motion: Ms. Klohs, supported by Mr. Tomaselli, moved to designate BDO Seidman LLP as auditor for fiscal years ending June 30, 2004 through 200. The motion was unanimously adopted.

V. SMG Report and Facilities Calendar

Mr. MacKeigan presented an update on the upcoming concerts and shows that will be held at DeVos Place® and the Van Andel Arena®. Mr. MacKeigan commended the officers of the Grand Rapids Police Department for the excellent pedestrian safety services they provide to patrons of the facilities.

VIII. Public Comment

None.

IX. Next Meeting Date

The next CAA Board meeting will be held Wednesday, April 26, 2006.

X. Adjournment

There being no other business, the meeting adjourned at 9:15 a.m.

Birgit M. Klohs, Recording Secretary

**GRAND RAPIDS-KENT COUNTY
CONVENTION/ARENA AUTHORITY**

RESOLUTION APPROVING TERM SHEET WITH SMG FOOD AND BEVERAGES, LLC RELATED TO FOOD, BEVERAGE AND CATERING SERVICES AT THE VAN ANDEL ARENA AND APPROVING AN AGREEMENT IN CONFORMITY THEREWITH AND THE EXECUTION THEREOF

Boardmember _____, supported by Boardmember _____,

moved the adoption of the following resolution:

WHEREAS, the Grand Rapids-Kent County Convention/Arena Authority (the "CAA") contracts for the provision of food, beverage and catering services at the Van Andel Arena; and

WHEREAS, the existing agreement with Centerplate for the provision of such services ends June 30, 2006; and

WHEREAS, the CAA with the assistance of The Bigelow Companies, Inc. ("Bigelow") sought requests for proposals for such services from Centerplate and SMG Food and Beverage, LLC ("SMG") and received proposals from both; and

WHEREAS, the Concessions Committee of the CAA with the assistance of Bigelow reviewed and analyzed the proposals and is recommending the CAA enter into a food and beverage services agreement with SMG in accordance with the provisions of a term sheet presented at this meeting (the "Term Sheet").

NOW, THEREFORE, BE IT RESOLVED THAT:

1. Entering into a food and beverage services agreement (the "Agreement") with SMG in accordance with the provisions of the Term Sheet is approved.
2. The Concessions Committee is authorized and directed to prepare with SMG the Agreement in accordance with the Term Sheet with such minor modifications or additional

provisions as are not materially adverse to the CAA as shall be approved as to content by the Concessions Committee and as to form by legal counsel.

3. The CAA Chairman is authorized to execute such approved Agreement for and on behalf of the CAA.

4. All resolutions and parts of resolutions insofar as they conflict with the provisions of this resolution be and the same are hereby rescinded.

YEAS: Boardmembers _____

NAYS: Boardmembers _____

ABSTAIN: Boardmembers _____

ABSENT: Boardmembers _____

RESOLUTION DECLARED ADOPTED.

Dated: April 26, 2006

Susan M. Waddell
Administrative Manager

CERTIFICATION

I, the undersigned duly qualified and acting Administrative Manager of the Grand Rapids-Kent County Convention/Arena Authority (the "CAA"), do hereby certify that the foregoing is a true and complete copy of a resolution adopted by the Board of Directors of the CAA at a meeting held on April 26, 2006, and that public notice of said meeting was given pursuant to Act 267 of the Public Acts of Michigan of 1976, as amended.

Dated: April 26, 2006

Susan M. Waddell
Administrative Manager

4/25/06 RAW

**TERM SHEET BETWEEN THE GRAND RAPIDS-KENT COUNTY
CONVENTION/ARENA AUTHORITY ("CAA") AND SMG FOOD AND
BEVERAGE, LLC ("SMG") RELATED TO FOOD, BEVERAGE AND
CATERING SERVICES AT THE VAN ANDEL ARENA**

Term: 3-year term commencing July 1, 2006, with a 2-year extension at the option of the CAA. The agreement is subject to termination upon termination of the Management Agreement dated as of July 1, 2006, between the CAA and SMG.

Fees:

Concessions 53% of gross concession sales (as defined in the Request for Proposals dated March 28, 2006 ("RFP")).

Catering and Suite Service 19.50% of gross catering and suite sales (as defined in RFP).

Sports Bar to be negotiated at time of implementation, final percentage to be dependent on concept and quality of service for the location but in no event shall it be less than 19.5% of gross sales.

Annual Maintenance Fund: SMG shall not be required to establish or fund, CAA will establish and fund. (The 1% that SMG proposed they set aside for this has been added to the fees noted above.) While SMG is responsible for all daily sanitation, pest control and preventive maintenance of the food service equipment, the CAA will be responsible for all other repairs, maintenance and replacement of the existing food service equipment and any future equipment or improvements purchased by the CAA.

Capital Investment: The CAA agrees to make available a mutually agreeable amount over the life of the agreement related to food and beverage operations for a capital improvement budget mutually agreed to by the CAA and SMG (to include items such as portable kiosk enhancements, concession stand upgrades, new menu signage, a point-of-service credit card system, small wares and service ware upgrades, uniforms and a sports bar buildout). SMG shall not be required to fund such capital investment.

Amphitheater Study:	SMG will provide the CAA with \$50,000 to fund an amphitheater feasibility study as determined and requested by the CAA.
Management Fee Reduction:	Management Agreement shall be amended to reflect a \$50,000 annual reduction in the fixed management fee SMG receives pursuant to such Agreement during each year such Agreement and the food and beverages services agreement are in effect.
Selection of Director of Food and Beverage:	The Director of Food and Beverage (the "DFB") shall be subject to interview and approval by the CAA prior to the food and beverage services agreement becoming effective. The CAA shall retain the right to have the DFB or any other SMG staff removed from the account. Any future DFB or other management personnel working at the Van Andel Arena shall be subject to the same interview and approval process. The DFB shall report to the CAA or its designee, who may be the Van Andel Arena Manager.
Training:	The CAA shall retain review and approval rights over SMG's service employees' training, including, without limitation, frequency, content and evaluation of the effectiveness of the training.
Pre-operating Expenses:	SMG shall be responsible at its cost for the cost of all pre-operating costs it incurs.
Working Capital:	SMG shall provide all working capital, petty cash, operating banks, inventory and supplies to efficiently operate food, beverage and catering services at the Van Andel Arena, including the current contractual obligation to purchase the current operator's inventory.
Product and Pricing:	The products and price of all existing food and beverage items shall be "frozen" for 1 year unless otherwise approved by the CAA. Pricing of all new products and any increase for existing products after 1 year shall be subject to the prior approval of the CAA. The CAA shall have final approval of all products, portions, pricing and source of supply.
Liquor License:	The food and beverage services agreement shall be subject to the transfer of the Van Andel Arena liquor license to SMG, which SMG shall be responsible to obtain. The

failure to maintain the liquor license at the Van Andel Arena shall constitute a default under the agreement subjecting it to termination.

Regional Manager:

SMG agrees during the term of the food and beverage services agreement to permanently locate one of its Regional Managers at the Van Andel Arena to provide additional management oversight and capital project design and implementation.

Except as otherwise provided in this term sheet, the RFP and the proposal of SMG dated April 11, 2006 are incorporated by reference in this term sheet and are to be included as appropriate in the food and beverage services agreement between SMG and the CAA.

The undersigned parties agree to be bound by the provisions of this term sheet, it being understood that such provisions along with other normal and customary provisions, shall be incorporated in a food and beverage services agreement to be executed by the parties hereto.

Dated: April 26, 2006

SMG FOOD AND BEVERAGE, L.L.C

By: 

Its: Vice President

**GRAND RAPIDS-KENT COUNTY
CONVENTION/ARENA AUTHORITY**

By: _____
Steven Heacock, Chairman



Memorandum

To: CAA Operations Committee

From: Rich MacKeigan, SMG General Manager

Date: April 13, 2006

Re: Hockey and Football Leases – Parking Language Change

The City of Grand Rapids has a number of development projects that will impact parking lots that serve the arena. Additionally, there is language within the sports team leases that require a certain number of parking spots be available and managed by the city in the vicinity of the Arena. I have had an initial review of the parking environment we presently are in as well as the plans for additional parking soon to come and feel that the Arena will continue to be well served.

I have spoken with DP Fox and have requested their input on the attached. Initial dialogue indicates that a simple addendum to our current lease with the teams will suffice. I am requesting that the Operations Committee approve SMG to engage in formal conversations with DP Fox to confirm our initial thoughts and to then engage Dick Wendt to make the necessary changes to the leases. This item should also be brought to the CAA Board for their concurrence/approval should the Operations Committee approve.

Van Andel Arena area public parking facilities

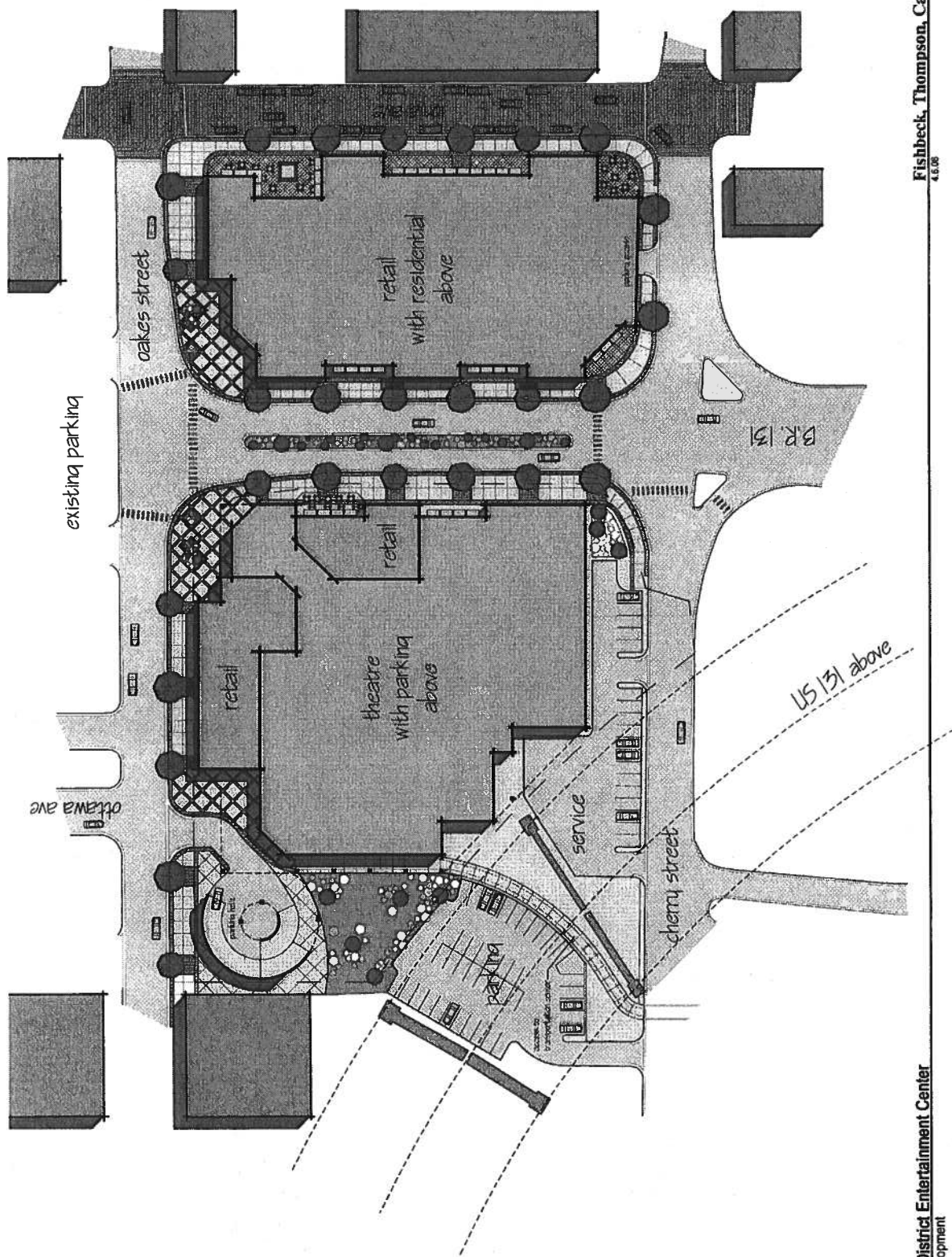
Arena Parking Spaces: Landlord agrees that at least one thousand two hundred (1,200) parking spaces (the "Parking Spaces") in the parking areas currently identified as Areas 1, 2, 4, 5, and 6A (the "Arena Lots") shall be made available to Tenant for Home Games. Landlord grants Tenant and Tenant's agents, employees, invitees, owners the right to use for Home Games fifty (50) designated Parking Spaces selected by Tenant, all at no charge to Tenant or the persons using such Parking Spaces.

- excerpt from DP Fox lease with DDA

Parking Facility			
	1996	2006	2008 projected
In agreement			
Area 1	80	101	101
Area 2	149	149	149
Area 4	263	410	631 ^C
Area 5	302	^A	-
Area 6a	365	190	190
Sub-total	1159	850	1,071
Not in agreement			
Louis Campau	531	531	531
Ottawa Fulton ^B	0	800	800
Monroe Center	226	544	544
Area 5	^A	155	? ^D
Heartside Ramp ^E	0	0	325
Sub-total	757	2,030	2,200
Total	1,916	2,880	3,271

Notes:

- ^A The original "Area 5" was incorporated into Area 6 in 1999 when the US-131 off-ramp was relocated. The current "Area 5" was not public property in 1996.
- ^B Ottawa Fulton Ramp completed in 1997.
- ^C Preliminary proposal calls for 631 space ramp incorporated into a mixed use development project on current area 4.
- ^D Proposed redevelopment of Area 5 likely will include additional public parking as a part of the development. The nature of the proposed development and the quantity of parking are unknown at this time.
- ^E New Heartside Ramp is planned for construction in 2006.



~~DEVOS PLACE~~

DE VOS PLACE

FINANCIAL STATEMENT
FOR THE PERIOD ENDED MARCH 31, 2006

Distribution:

Grand Rapids – Kent County Convention / Arena Authority
Robert White
Thom Connors
Gary McAneney
Howard Feldman
Richard MacKeigan
Chris Machuta



An SMG Managed Facility


DE VOS PLACE
ROLLING FORECAST
FISCAL YEAR ENDING JUNE 30, 2006

	YTD Actual	Roll	TOTAL FYE	BUDGET FYE	VARIANCE
NO. EVENTS	493	97	590	467	123
ATTENDANCE	527,816	118,100	645,916	672,025	(26,109)
DIRECT EVENT REVENUE	1,942,691	380,685	2,323,376	2,082,127	241,249
ANCILLARY REVENUE	1,590,477	183,855	1,774,332	1,440,286	334,046
TOTAL EVENT REVENUE	3,533,168	564,540	4,097,708	3,522,413	575,295
TOTAL OTHER REVENUE	123,384	44,850	168,234	158,000	10,234
TOTAL OPERATING REVENUE	3,656,552	609,390	4,265,942	3,680,413	585,529
INDIRECT EXPENSES					
EXECUTIVE	89,672	40,592	130,264	133,805	3,541
FINANCE	155,727	53,612	209,339	201,426	(7,913)
MARKETING	51,098	16,862	67,960	66,743	(1,217)
OPERATIONS	856,877	295,269	1,152,146	1,073,910	(78,236)
EVENT SERVICES	601,979	232,653	834,632	846,786	12,154
BOX OFFICE	60,916	20,102	81,018	85,107	4,089
SALES	116,265	75,867	192,132	195,040	2,908
OVERHEAD	1,857,168	527,865	2,385,033	2,231,833	(153,200)
TOTAL OPERATING EXP.	3,789,702	1,262,822	5,052,524	4,834,650	(217,874)
NET REVENUE ABOVE EXPENSES	(133,150)	(653,432)	(786,582)	(1,154,237)	367,655
INCENTIVE FEE					-
NET OPERATING REVENUE OVER OPERATING EXPENSES	(133,150)	(653,432)	(786,582)	(1,154,237)	367,655

Comments:

March concludes both the 3rd quarter of the fiscal year, and the symbolic end of the Public Show season. The facility overall continues to perform ahead of budgeted expectations. Revenue has consistently come in higher than budget due to a combination of more events, and increased spending on most ancillary income areas. Some of this overage has been offset by higher than anticipated indirect expenses, mostly due to utilities, insurance, and maintenance agreements.


General Manager


Finance Director

**DE VOS PLACE
FINANCIAL STATEMENT HIGHLIGHTS
FOR MONTH ENDED MARCH 31, 2006**

The following schedule summarizes operating results for the current month ending March 31, ; and the YTD ending June 30, 2006, compared to budget and to the prior year:

MONTH	March Actual	March Budget	March FY 2005
Number of Events	73	53	58
Attendance	115,804	128,200	106,556
Direct Event Income	\$337,779	\$336,739	\$324,952
Ancillary Income	249,629	181,368	193,820
Other Income	15,470	13,167	7,403
Indirect Expenses	(557,418)	(462,446)	(434,160)
Net Income	<u>\$45,460</u>	<u>\$68,828</u>	<u>\$92,016</u>

YTD	YTD 2006 Actual	YTD 2006 Budget	YTD 2005 Prior Year
Number of Events	493	377	343
Attendance	527,816	573,775	483,804
Direct Event Income	\$1,942,691	\$1,771,742	\$1,537,580
Ancillary Income	1,590,477	1,255,903	1,021,108
Other Income	123,384	118,503	80,227
Indirect Expenses	(3,789,702)	(3,732,014)	(3,293,744)
Net Income	<u>(\$133,150)</u>	<u>(\$585,866)</u>	<u>(\$654,830)</u>

EVENT INCOME

Event income came in at expected levels for the month. Revenue shortfall on a handful of events was offset by an increase in overall events hosted during the month.

ANCILLARY INCOME

Ancillary income came in higher than budget for the month. A couple of the meetings that were hosted during the month were very strong catering events.

INDIRECT EXPENSES

Indirect expenses came in higher than anticipated during the month. Most of the overage was due to labor during a busy month, and higher than estimated maintenance agreements on ballroom related equipment that came out of warranty during March.

DE VOS PLACE
FACILITY STATEMENT OF INCOME
PERIOD ENDING 03/31/06

	CURRENT			YTD		
	ACTUAL	BUDGET	LAST YEAR	ACTUAL	BUDGET	LAST YEAR
EVENT INCOME						

DIRECT EVENT INCOME						
RENTAL INCOME	349,238	319,100	323,908	2,068,404	1,689,239	1,510,243
SERVICES INCOME	<11,458>	17,639	1,044	<125,714>	82,503	27,337
	-----	-----	-----	-----	-----	-----
TOTAL DIRECT EVENT INCOME	337,779	336,739	324,952	1,942,691	1,771,742	1,537,580
ANCILLARY INCOME						

FOOD & BEVERAGE	95,913	63,635	61,281	583,529	488,478	329,027
NOVELTY	1,648	2,000	868	6,976	18,900	4,923
ELECTRICAL	72,692	62,247	62,988	371,119	290,687	256,311
OTHER ANCILLARY	79,376	53,486	68,684	628,854	457,838	430,848
	-----	-----	-----	-----	-----	-----
TOTAL ANCILLARY INCOME	249,629	181,368	193,820	1,590,477	1,255,903	1,021,108
	-----	-----	-----	-----	-----	-----
TOTAL EVENT INCOME	587,408	518,107	518,773	3,533,168	3,027,645	2,558,687
OTHER OPERATING INCOME	15,470	13,167	7,403	123,384	118,503	80,227
	-----	-----	-----	-----	-----	-----
ADJUSTED GROSS INCOME	602,878	531,274	526,175	3,656,552	3,146,148	2,638,914
INDIRECT EXPENSES						
EXECUTIVE	7,430	11,151	7,506	89,672	100,359	86,127
FINANCE	21,906	16,786	16,942	155,727	151,074	152,955
MARKETING	4,493	5,562	698	51,098	50,058	39,212
OPERATIONS	130,629	88,284	63,521	856,877	806,056	610,416
EVENT MANAGEMENT	95,226	70,317	75,197	601,979	635,853	550,514
BOX OFFICE	9,408	7,093	10,015	60,916	63,837	60,321
SALES	18,456	16,254	10,380	116,265	146,286	101,662
OVERHEAD	269,869	246,999	249,900	1,857,168	1,778,491	1,692,536
	-----	-----	-----	-----	-----	-----
INDIRECT EXPENSES	557,418	462,446	434,160	3,789,702	3,732,014	3,293,744
	-----	-----	-----	-----	-----	-----
NET OPERATING INCOME	45,460	68,828	92,016	<133,150>	<585,866>	<654,830>
OTHER EXPENSES						

NET INCOME (LOSS)	45,460	68,828	92,016	<133,150>	<585,866>	<654,830>
=====	=====	=====	=====	=====	=====	=====

DE VOS PLACE
STATEMENT OF SERVICES INCOME
PERIOD ENDING 03/31/06

	-----CURRENT-----			-----YEAR TO DATE-----		
	ACTUAL	BUDGET	LAST YEAR	ACTUAL	BUDGET	LAST YEAR
Advertising Billed	0	0	1,594	32,772	0	7,647
Changeover Setup Billed	1,898	0	1,945	13,068	0	9,002
Stagehands Billed	128,378	73,650	55,314	875,373	560,850	608,599
Security Billed	33,380	28,135	30,697	196,959	134,670	126,442
Ushers & Tix Takers Billed	20,026	18,950	13,052	115,764	92,450	94,150
Box Office Billed	2,800	2,900	2,300	13,300	12,700	12,500
Ticketing Service Billed	27,841	28,425	23,506	119,073	108,915	110,765
Utilities Billed	374	0	0	3,374	0	0
City Police Fire Billed	4,933	2,800	3,290	28,918	7,700	23,507
Traffic Control Billed	0	6,400	6,100	0	18,475	20,736
EMT Medical Billed	5,638	4,472	4,088	26,643	19,310	22,663
Cleaning Billed	1,752	0	2,028	5,235	0	3,562
Insurance Billed	1,011	0	1,580	3,642	0	4,940
Group Sales Commissions Billed	0	0	0	86	0	0
Telephone Billed	8,705	4,450	6,300	45,975	25,575	46,205
Damages Billed	550	0	75	550	0	350
Other Production Billed	13,007	0	1,159	53,824	0	45,224
TOTAL SERVICE INCOME	250,292	170,182	153,029	1,534,556	980,645	1,136,292
Advertising Expense	0	0	1,594	34,582	0	7,773
Stagehand Wages	115,690	71,441	51,284	817,951	544,027	557,514
Security Wages	0	28,135	0	0	134,670	0
Contracted Security Expense	43,085	0	27,585	208,734	0	117,422
Ushers & T/T Wages	14,018	13,265	9,137	82,560	64,716	65,905
Ticket Sellers Wages	4,298	5,850	4,038	16,965	14,350	14,212
Ticket Service Charge Expense	5,127	11,970	1,374	30,475	48,954	26,014
Ticket Supplies	0	0	0	0	0	5,481
City Police Fire Expense	4,933	2,800	3,290	35,277	2,800	23,445
Traffic Control Expense	0	7,900	7,630	0	25,025	28,422
EMT Medical Expense	3,725	4,422	<32>	23,787	19,160	18,576
Cleaning Wages	0	6,760	0	1,000	44,440	0
Contracted Cleaning Expense	52,875	0	42,245	263,151	0	174,466
Insurance Expense	760	0	1,294	3,321	0	3,865
Group Sales Commissions	0	0	0	34	0	0
Allocated Telephone Expense	1,835	0	1,575	11,153	0	11,544
Production Expense	15,406	0	970	131,280	0	54,318
TOTAL SERVICE EXPENSE	261,751	152,543	151,985	1,660,269	898,142	1,108,956
NET SERVICE INCOME	<11,458>	17,639	1,044	<125,714>	82,503	27,337

DE VOS PLACE
STATEMENT OF FINANCIAL POSITION
PERIOD ENDING 03/31/06

ASSETS

CURRENT ASSETS

CASH	2,528,356
ACCOUNTS RECEIVABLE	590,609
PREPAID EXPENSES	49,711

TOTAL CURRENT ASSETS	3,168,677
----------------------	-----------

FIXED ASSETS

TOTAL ASSETS	3,168,677
--------------	-----------

LIABILITIES & EQUITY

CURRENT LIABILITIES

ACCOUNTS PAYABLE	252,480
ACCRUED EXPENSES	144,250
DEFERRED INCOME	92,453
ADVANCED TIX SALES & DEPOSITS	901,284

TOTAL CURRENT LIABILITIES	1,390,467
---------------------------	-----------

EQUITY

FUNDS REMITTED	<700,000>
FUNDING RECEIVED	1,314,455
RETAINED EARNINGS	1,296,905
NET INCOME (LOSS)	<133,150>

TOTAL EQUITY	1,778,210
--------------	-----------

TOTAL LIABILITIES & EQUITY	3,168,677
----------------------------	-----------

SMG - DeVos Place
Grand Rapids - Kent County Convention/Arena Authority
Summary of Accounts Receivable
Month Ended March 31, 2006

Current - Under 30 Days	
Food & Beverage	95,770
Ticketing	65,622
Decorating	48,039
Audio/Visual	15,215
Operating	180,769
 Over 30 Days	 118,987
 Over 60 Days	 51,487
 Over 90 Days	
Donnell Productions	5,736
Paragon Leather	1,696
Saigon Entertainment	5,002
Grinder Promotions	2,286
 Total Accounts Receivable	 590,609

SMG DeVos Place
Grand Rapids - Kent County Convention/Arena Authority
Year to Date Event Summary Report
For Month Ended March 31, 2006

Event Type	Events/Days		Attendance		Total Event Income	
	Actual	Budget	Actual	Budget	Actual	Budget
Convention/Trade Shows	124	98	117,695	116,100	1,411,287	1,114,606
Consumer/Gated Shows	49	38	187,722	216,800	899,515	769,664
Devos Performance Hall	114	108	142,922	167,500	522,490	488,196
Ballroom Exclusive	59	51	30,707	35,475	319,845	367,894
Other	147	82	48,770	37,900	379,977	287,285
GRAND TOTALS	493	377	527,816	573,775	3,533,114	3,027,645

As Percentage of Overall

Convention/Trade Shows	25.15%	25.99%	22.30%	20.23%	39.94%	36.81%
Consumer/Gated Shows	9.94%	10.08%	35.57%	37.78%	25.46%	25.42%
Devos Performance Hall	23.12%	28.65%	27.08%	29.19%	14.79%	16.12%
Ballroom Exclusive	11.97%	13.53%	5.82%	6.18%	9.05%	12.15%
Other	29.82%	21.75%	9.24%	6.61%	10.75%	9.49%

DE VOS PLACE
INDIRECT EXPENSE SUMMARY
PERIOD ENDING 03/31/06

	CURRENT			YTD		
	ACTUAL	BUDGET	LAST YEAR	ACTUAL	BUDGET	LAST YEAR
Salaries Administration	88,482	63,590	55,371	574,930	572,310	509,910
Part-Time	26,182	13,167	16,373	113,838	118,503	92,681
Wages-Trade	168,545	97,400	85,976	1,105,377	876,600	815,299
Sales Commissions Group Sales	0	0	0	1,308	0	0
Auto Allowance	2,171	0	1,971	18,287	0	17,437
Auto Expense	150	2,121	150	1,350	19,089	1,350
Taxes & Benefits	64,989	42,356	41,799	447,363	381,204	365,958
Less: Allocation/Reimbursement	<156,766>	<79,787>	<81,624>	<1,078,335>	<718,083>	<791,419>
TOTAL LABOR COSTS	193,754	138,847	120,016	1,184,119	1,249,623	1,011,217
Contracted Security	23,662	19,000	23,810	188,093	171,000	180,738
Contracted Cleaning	2,629	0	4,619	19,996	0	10,326
Other Contracted Services	224	200	582	2,012	1,800	1,742
Travel & Entertainment	2,088	1,626	1,679	9,845	14,634	8,119
Corporate Travel	0	0	0	0	0	<221>
Meetings & Conventions	1,000	1,958	519	14,347	26,122	14,047
Dues & Subscriptions	413	300	0	2,954	2,700	2,407
Employee Training	0	833	625	1,300	7,497	7,646
Computer Expense	8,847	6,250	15,316	40,601	56,250	65,166
Professional Fees	<2,898>	3,000	2,160	29,179	27,000	27,013
Marketing & Advertising	767	3,383	689	26,864	30,447	25,349
Box Office Expenses	350	0	<105>	244	0	452
Small Equipment	0	0	0	389	0	2,163
Trash Removal	3,775	2,500	35	21,207	22,500	15,632
Equipment Rental	949	1,000	960	11,590	9,000	9,108
Landscaping	0	0	0	3,671	0	0
Exterminating	814	6,300	0	26,282	56,700	10,269
Cleaning	0	0	0	9,600	6,000	0
Construction Costs	0	0	0	0	0	2,967
Repairs & Maintenance	41,211	19,167	4,721	257,640	172,503	139,761
Supplies	21,156	18,250	24,836	149,335	164,250	136,651
Bank Service Charges	1,702	1,000	1,834	12,960	9,000	9,439
Insurance	31,227	19,915	24,749	205,161	179,235	167,894
Licenses & Fees	0	0	0	253	0	99
Printing & Stationary	145	917	0	517	8,253	1,646
Office Supplies	365	750	999	11,762	6,750	9,350
Postage	0	417	31	2,470	3,753	1,266
Parking Expense	1,746	1,500	1,452	15,216	13,500	12,502
Telephone Long Distance	7,187	6,000	7,786	54,603	54,000	54,350
Utilities	198,165	188,800	178,486	1,314,455	1,254,700	1,197,407
Base Fee	20,433	20,533	19,935	184,648	184,797	179,995
Less: Allocated/Reimbursement	<2,290>	0	<1,575>	<11,608>	0	<11,999>
TOTAL MATERIAL AND SERVICES	363,664	323,599	314,144	2,605,583	2,482,391	2,281,285
TOTAL INDIRECT EXPENSES	557,418	462,446	434,160	3,789,702	3,732,014	3,292,502

**SMG - Van Andel Arena & DeVos Place
Grand Rapids - Kent County Convention/Arena Authority
Management Fee Summary
Fiscal Year Ending June 30, 2006**

MANAGEMENT FEE SUMMARY

	Arena Estimate	DeVos Place Estimate	Total Estimate	FY 2005 Estimate
Net Revenue above Expenses	1,209,622	(786,582)	423,040	527,507
Benchmark	1,689,156	(1,154,237)	534,919	259,115
Excess	(479,534)	367,655	(111,879)	268,392

Incentive Fee Calculation (Only if above greater than zero)

	Arena Estimate	DeVos Place Estimate	Total Estimate	FY 2005 Estimate
Base Fee	245,200	245,200	490,400	478,439
Incentive Fee				
Revenue	4,667,722	4,265,942	8,933,664	8,684,919
Benchmark Revenue	4,576,971	3,680,413	8,257,384	7,712,250
Revenue Excess	90,751	585,529	676,280	972,669
Incentive Fee **	-	-	-	194,533
Total SMG Management Fee	245,200	245,200	490,400	672,972

** Incentive fee is 20% of the first \$1 million in excess, 25% of remaining capped at base fee amount.



VAN ANDEL ARENA

**FINANCIAL STATEMENT
FOR THE PERIOD ENDED MARCH 31, 2006**

Distribution:

Grand Rapids – Kent County Convention / Arena Authority
Robert White
Thom Connors
Gary McAneney
Howard Feldman
Richard MacKeigan
Chris Machuta




An SMG Managed Facility


**VAN ANDEL ARENA
ROLLING FORECAST
FISCAL YEAR ENDING JUNE 30, 2006**

	YTD	ROLL	TOTAL FYE	BUDGET FYE	VARIANCE
NO. EVENTS	97	28	125	123	2
ATTENDANCE	451,212	172,027	623,239	709,400	(86,161)
DIRECT EVENT INCOME	702,943	345,763	1,048,706	1,187,222	(138,516)
ANCILLARY INCOME	1,022,211	346,197	1,368,408	1,487,665	(119,257)
TOTAL EVENT INCOME	1,725,154	691,960	2,417,114	2,674,887	(257,773)
TOTAL OTHER INCOME	1,575,121	675,487	2,250,608	2,166,000	84,608
TOTAL INCOME	3,300,275	1,367,447	4,667,722	4,840,887	(173,165)
INDIRECT EXPENSES					
EXECUTIVE	94,828	23,707	118,535	116,853	(1,682)
FINANCE	147,732	36,933	184,665	196,780	12,115
MARKETING	201,390	50,348	251,738	236,837	(14,901)
OPERATIONS	1,016,892	254,223	1,271,115	1,230,834	(40,281)
BOX OFFICE	77,375	19,344	96,719	108,507	11,788
LUXURY SEATING	92,255	23,064	115,319	115,222	(97)
SKYWALK ADMIN	30,760	7,690	38,450	39,856	1,406
OVERHEAD	1,105,247	276,312	1,381,559	1,333,075	(48,484)
TOTAL INDIRECT EXP.	2,766,479	691,621	3,458,100	3,377,964	(80,136)
NET REVENUE ABOVE EXPENSES	533,796	675,826	1,209,622	1,462,923	(253,301)
LESS INCENTIVE FEE					
NET REVENUE ABOVE EXPENSES AFTER CAPITAL	533,796	675,826	1,209,622	1,462,923	(253,301)

Comments:

March concludes the 3rd quarter of the fiscal year for the Arena. The Arena continues to perform below budgeted expectations. It is expected that the Arena will perform well over the final quarter of the year, however, not be able to offset the shortfall already realized.


General Manager


Director of Finance

**VAN ANDEL ARENA
FINANCIAL STATEMENT HIGHLIGHTS
FOR MONTH ENDED MARCH 31, 2006**

The following schedule summarizes operating results for the current month ending March 31, 2006 and the YTD ending June 30, 2006 compared to budget and to the prior year:

MONTH	March Actual	March Budget	March FY 2005
Number of Events	17	18	15
Attendance	82,281	113,500	91,752
Direct Event Income	\$89,949	\$149,490	\$220,608
Ancillary Income	153,168	213,016	238,055
Other Income	169,156	180,500	195,673
Indirect Expenses	(386,257)	(280,872)	(323,857)
Net Income	\$26,016	\$262,134	\$330,479

YTD	YTD 2006 Actual	YTD 2006 Budget	YTD 2005 Prior Year
Number of Events	97	96	92
Attendance	451,212	550,400	487,498
Direct Event Income	\$702,943	\$901,279	\$904,904
Ancillary Income	1,022,211	1,219,368	1,067,574
Other Income	1,575,121	1,624,500	1,607,101
Indirect Expenses	(2,766,479)	(2,535,348)	(2,585,783)
Net Income	\$533,796	\$1,209,799	\$993,797

EVENT INCOME

Event income came in under budget for the month due to not hosting two concerts as the original budget called for. Monster Trucks performed well compared favorably to the budget.

ANCILLARY INCOME

Ancillary income fell below budgeted levels for the month due to no concerts. Events hosted during the month performed very well per cap wise and consistent with expectations.

INDIRECT EXPENSES

Indirect expenses came in over budget for the month. This was due to higher than expected labor expenses as a result of more changeovers than expected, as well as, higher utility costs for the month.

VAN ANDEL ARENA
FACILITY STATEMENT OF INCOME
PERIOD ENDING 03/31/06

	CURRENT			YTD		
	ACTUAL	BUDGET	LAST YEAR	ACTUAL	BUDGET	LAST YEAR
EVENT INCOME						

DIRECT EVENT INCOME						
RENTAL INCOME	186,222	281,500	387,319	1,245,541	1,494,750	1,432,349
SERVICES INCOME	<96,273>	<132,010>	<166,711>	<542,598>	<593,471>	<527,445>
	-----	-----	-----	-----	-----	-----
TOTAL DIRECT EVENT INCOME	89,949	149,490	220,608	702,943	901,279	904,904
ANCILLARY INCOME						

FOOD & BEVERAGE	131,105	175,306	199,340	868,420	987,510	886,073
NOVELTY	16,533	27,808	36,655	122,464	195,008	151,946
ELECTRICAL	0	0	0	0	0	600
OTHER ANCILLARY	5,530	9,902	2,060	31,327	36,850	28,955
	-----	-----	-----	-----	-----	-----
TOTAL ANCILLARY INCOME	153,168	213,016	238,055	1,022,211	1,219,368	1,067,574
	-----	-----	-----	-----	-----	-----
TOTAL EVENT INCOME	243,117	362,506	458,663	1,725,154	2,120,647	1,972,478
OTHER OPERATING INCOME	169,156	180,500	195,673	1,575,121	1,624,500	1,607,101
	-----	-----	-----	-----	-----	-----
ADJUSTED GROSS INCOME	412,273	543,006	654,336	3,300,275	3,745,147	3,579,579
INDIRECT EXPENSES						
EXECUTIVE	13,156	9,612	9,581	94,828	88,008	91,626
FINANCE	20,925	16,273	16,618	147,732	147,957	139,668
MARKETING	24,822	19,612	18,845	201,390	178,008	166,050
LUXURY SEATING	14,008	9,602	12,622	92,255	86,418	91,626
OPERATIONS	156,032	102,318	111,316	1,016,892	923,862	964,503
BOX OFFICE	10,403	9,043	13,545	77,375	81,387	79,945
SKYWALK ADMINISTRATION	2,569	3,322	4,014	30,760	29,898	33,168
OVERHEAD	144,342	111,090	137,316	1,105,247	999,810	1,019,197
	-----	-----	-----	-----	-----	-----
INDIRECT EXPENSES	386,257	280,872	323,857	2,766,479	2,535,348	2,585,783
	-----	-----	-----	-----	-----	-----
NET OPERATING INCOME	26,016	262,134	330,479	533,796	1,209,799	993,797
OTHER EXPENSES						
	-----	-----	-----	-----	-----	-----
NET INCOME (LOSS)	26,016	262,134	330,479	533,796	1,209,799	993,797
	=====	=====	=====	=====	=====	=====

VAN ANDEL ARENA
STATEMENT OF SERVICES INCOME
PERIOD ENDING 03/31/06

	-----CURRENT-----			-----YEAR TO DATE-----		
	ACTUAL	BUDGET	LAST YEAR	ACTUAL	BUDGET	LAST YEAR
Advertising Billed	69,732	0	11,981	229,713	20,000	299,836
Sponsorship Income	0	0	5,000	15,000	0	25,000
Labor Billed	875	1,305	2,295	13,753	11,025	14,768
Changeover Setup Billed	7,518	9,450	12,058	81,877	77,500	96,244
Stagehands Billed	31,522	44,300	57,152	329,782	302,600	341,667
Security Billed	5,492	14,450	23,672	112,093	109,500	128,046
Ushers & Tix Takers Billed	4,627	12,750	12,899	66,191	83,150	80,841
Box Office Billed	0	800	1,462	6,042	8,550	10,761
Ticketing Service Billed	10,819	25,500	9,269	51,719	159,350	101,234
Utilities Billed	3,400	0	1,300	8,625	0	8,588
City Police Fire Billed	2,256	2,580	1,318	11,286	10,092	8,992
EMT Medical Billed	2,881	2,950	3,037	15,597	15,575	20,427
Production Materials Billed	0	0	0	3,778	0	0
Cleaning Billed	3,863	9,200	10,592	58,622	74,050	68,587
Insurance Billed	0	0	0	1,123	0	0
Group Sales Commissions Billed	430	0	52	5,046	0	4,393
Telephone Billed	870	2,925	2,085	18,825	19,560	20,690
Other Production Billed	84,925	8,000	57,376	278,932	69,000	172,421
TOTAL SERVICE INCOME	229,209	134,210	211,547	1,308,004	959,952	1,402,494
Advertising Expense	65,669	0	45,728	239,171	20,000	335,246
Sponsorship Expenses	0	0	3,600	1,157	0	13,600
Labor Wages	744	1,109	1,951	11,690	11,207	12,362
Contracted Changeover Setup Expense	37,161	42,827	41,044	208,313	207,031	224,625
Stagehand Wages	30,545	47,706	53,427	329,200	331,232	330,485
Contracted Security Expense	28,160	32,900	43,288	233,478	193,250	220,520
Contracted Ushers & T/T Expense	32,882	44,340	42,740	224,595	226,170	212,876
Ticket Sellers Wages	0	0	1,243	5,135	0	9,147
Ticket Service Charge Expense	3,106	26,750	12,489	38,711	183,500	94,214
City Police Fire Expense	1,906	2,580	2,185	13,415	12,686	11,109
EMT Medical Expense	4,985	6,210	5,577	26,106	28,964	24,077
Contracted Cleaning Expense	37,247	51,163	51,478	199,839	245,216	223,655
Group Sales Commissions	310	0	0	2,319	0	0
Allocated Telephone Expense	261	635	626	5,003	6,067	6,087
Production Expense	82,508	10,000	72,884	312,470	88,100	211,935
TOTAL SERVICE EXPENSE	325,482	266,220	378,258	1,850,602	1,553,423	1,929,939
NET SERVICE INCOME	<96,273>	<132,010>	<166,711>	<542,598>	<593,471>	<527,445>
	=====	=====	=====	=====	=====	=====

VAN ANDEL ARENA
STATEMENT OF FINANCIAL POSITION
PERIOD ENDING 03/31/06

ASSETS

CURRENT ASSETS

CASH	4,773,152
ACCOUNTS RECEIVABLE	1,115,987
PREPAID EXPENSES	94,484

TOTAL CURRENT ASSETS	5,983,623
----------------------	-----------

FIXED ASSETS

TOTAL ASSETS	5,983,623
--------------	-----------

LIABILITIES & EQUITY

CURRENT LIABILITIES

ACCOUNTS PAYABLE	547,595
ACCRUED EXPENSES	327,309
DEFERRED INCOME	736,519
ADVANCED TIX SALES & DEPOSITS	3,719,160

TOTAL CURRENT LIABILITIES	5,330,584
---------------------------	-----------

EQUITY

FUNDS REMITTED	<1,500,000>
FUNDING RECEIVED	636,779
RETAINED EARNINGS	982,464
NET INCOME (LOSS)	533,796

TOTAL EQUITY	653,039
--------------	---------

TOTAL LIABILITIES & EQUITY	5,983,623
----------------------------	-----------

SMG - Van Andel Arena
Grand Rapids - Kent County Convention/Arena Authority
Summary of Accounts Receivable
Month Ending March 31, 2006

Current - Under 30 Days	
Food & Beverage	281,922
Ticketing	395,828
Merchandise	-
Permanent Advertising	-
Operating	284,490
 Over 30 Days	 101,548
 Over 60 Days	 22,547
 Over 90 Days	
Time Out for Women	29,652
 Total Accounts Receivable	 1,115,987

SMG - Van Andel Arena
Grand Rapids - Kent County Convention/Arena Authority
Summary of Accounts Receivable
Month Ending March 31, 2006

Event Type	Events/Days		Attendance		Total Event Income	
	Actual	Budget	Actual	Budget	Actual	Budget
Family Show	30	29	90,690	125,500	292,498	501,233
Sporting Event	8	9	33,899	47,400	266,316	154,230
Concert	14	17	101,432	136,000	684,090	1,099,827
Team Home Games	42	40	201,448	232,500	358,920	355,833
Other	3	1	23,743	9,000	123,316	9,524
GRAND TOTALS	97	96	451,212	550,400	1,725,140	2,120,647

As Percentage of Overall

Family Show	30.93%	30.21%	20.10%	22.80%	16.96%	23.64%
Sporting Event	8.25%	9.38%	7.51%	8.61%	15.44%	7.27%
Concert	14.43%	17.71%	22.48%	24.71%	39.65%	51.86%
Team Home Games	43.30%	41.67%	44.65%	42.24%	20.81%	16.78%
Other	3.09%	1.04%	5.26%	1.64%	7.15%	0.45%

VAN ANDEL ARENA
INDIRECT EXPENSE SUMMARY
PERIOD ENDING 03/31/06

	CURRENT			YTD		
	ACTUAL	BUDGET	LAST YEAR	ACTUAL	BUDGET	LAST YEAR
Salaries Administration	78,670	57,384	54,730	527,399	516,456	503,857
Part-Time	14,998	3,333	8,987	61,106	29,997	53,610
Wages-Trade	85,283	77,921	82,098	623,176	701,289	600,780
Wages-Trade Part-Time	0	0	0	0	0	5,219
Sales Commissions Group Sales	0	0	0	3,543	0	0
Auto Allowance	610	0	577	5,244	0	5,194
Auto Expense	300	985	300	2,700	8,865	2,700
Taxes & Benefits	46,497	33,992	43,590	343,488	305,928	323,469
Less: Allocation/Reimbursement	<56,986>	<64,795>	<76,600>	<500,324>	<583,155>	<506,332>
TOTAL LABOR COSTS	169,373	108,820	113,681	1,066,332	979,380	988,497
Contracted Security	21,963	19,000	19,197	176,073	171,000	171,197
Contracted Cleaning	1,898	2,500	2,098	23,479	22,500	20,885
Other Contracted Services	314	300	314	4,212	2,700	3,481
Travel & Entertainment	1,719	858	2,823	7,880	7,722	7,277
Corporate Travel	<509>	625	0	0	5,625	0
Meetings & Conventions	0	350	0	2,557	10,650	5,139
Dues & Subscriptions	552	208	0	8,474	1,872	7,346
Employee Training	0	750	625	337	6,750	825
Computer Expense	5,287	5,417	10,103	54,187	48,753	62,286
Professional Fees	1,922	2,583	1,875	18,225	23,247	21,531
Marketing & Advertising	7,506	7,834	7,405	77,665	70,506	54,875
Box Office Expenses	119	0	140	<1,721>	0	<238>
Small Equipment	0	0	381	348	0	4,563
Trash Removal	2,514	1,500	2,381	14,839	13,500	16,138
Equipment Rental	582	1,250	1,102	11,619	11,250	11,107
Landscaping	0	0	0	2,234	0	0
Exterminating	248	300	248	2,747	2,700	2,228
Cleaning	0	900	0	2,650	8,100	4,050
Repairs & Maintenance	24,554	9,333	11,468	135,374	83,997	116,902
Supplies	12,214	12,841	17,467	141,320	115,569	121,993
Bank Service Charges	574	750	822	5,001	6,750	6,036
Insurance	16,038	15,473	18,294	123,191	139,257	115,905
Licenses & Fees	0	0	0	72	0	0
Other Taxes	<52>	0	0	<226>	0	0
Printing & Stationary	0	1,750	5,342	387	15,750	6,029
Office Supplies	333	1,000	1,393	13,578	9,000	12,225
Postage	593	1,000	1,291	7,237	9,000	8,497
Parking Expense	2,076	2,000	0	19,246	18,000	19,137
Telephone Long Distance	6,208	5,000	4,826	63,951	45,000	56,293
Utilities	94,824	61,317	84,656	637,461	551,853	598,070
Base Fee	20,433	20,533	19,935	183,152	184,797	178,834
Common Area Expense	<4,762>	<2,945>	<3,385>	<30,400>	<26,505>	<29,237>
Less: Allocated/Reimbursement	<261>	<375>	<626>	<5,003>	<3,375>	<6,087>
TOTAL MATERIAL AND SERVICES	216,884	172,052	210,176	1,700,147	1,555,968	1,597,286
TOTAL INDIRECT EXPENSES	386,257	280,872	323,857	2,766,479	2,535,348	2,585,783

**SMG - Van Andel Arena & DeVos Place
Grand Rapids - Kent County Convention/Arena Authority
Management Fee Summary
Fiscal Year Ending June 30, 2006**

MANAGEMENT FEE SUMMARY

	Arena Estimate	DeVos Place Estimate	Total Estimate	FY 2005 Estimate
Net Revenue above Expenses	1,209,622	(786,582)	423,040	527,507
Benchmark	1,689,156	(1,154,237)	534,919	259,115
Excess	(479,534)	367,655	(111,879)	268,392

Incentive Fee Calculation (Only if above greater than zero)

	Arena Estimate	DeVos Place Estimate	Total Estimate	FY 2005 Estimate
Base Fee	245,200	245,200	490,400	478,439
Incentive Fee				
Revenue	4,667,722	4,265,942	8,933,664	8,684,919
Benchmark Revenue	4,576,971	3,680,413	8,257,384	7,712,250
Revenue Excess	90,751	585,529	676,280	972,669
Incentive Fee **	-	-	-	194,533
Total SMG Management Fee	245,200	245,200	490,400	672,972

** Incentive fee is 20% of the first \$1 million in excess, 25% of remaining capped at base fee amount.

2:37 PM
04/13/06
Accrual Basis

Grand Rapids-Kent County Convention/Arena Authority
Balance Sheet
As of March 31, 2006

	Mar 31, 06
ASSETS	
Current Assets	
Checking/Savings	
1050 · Operations - Cash	360,497.73
Total Checking/Savings	360,497.73
Other Current Assets	
1070 · Kent County - Operating	18,598,770.63
Total Other Current Assets	18,598,770.63
Total Current Assets	18,959,268.36
Fixed Assets	
Vehicles	23,470.00
Total Fixed Assets	23,470.00
TOTAL ASSETS	18,982,738.36
LIABILITIES & EQUITY	
Liabilities	
Current Liabilities	
Accounts Payable	
2000 · Accounts Payable	332,684.36
Total Accounts Payable	332,684.36
Total Current Liabilities	332,684.36
Total Liabilities	332,684.36
Equity	
3000 · Opening Bal Equity	37,652,992.39
3900 · Retained Earnings	-18,297,908.43
Net Income	-705,029.96
Total Equity	18,650,054.00
TOTAL LIABILITIES & EQUITY	18,982,738.36

12:59 PM

04/13/06

Grand Rapids-Kent County Convention/Arena Authority Reconciliation Detail

1050 - Operations - Cash, Period Ending 03/31/2006

Type	Date	Num	Name	Memo	Clr	Amount	Balance
Beginning Balance							465,874.77
Cleared Transactions							
Checks and Payments - 31 Items							
Bill Pmt -Check	2/28/2006	6314	ICMA Retirement Corporation -...		X	-50.00	-50.00
Bill Pmt -Check	2/28/2006	6313	ICMA Retirement Corporation -...		X	-280.96	-310.96
Bill Pmt -Check	2/28/2006	6312	Grand Rapids City Treasurer		X	-7,007.00	-7,317.96
Bill Pmt -Check	2/28/2006	6311	DTE Energy		X	-4,101.40	-11,419.36
Bill Pmt -Check	2/28/2006	6310	Dickinson Wright PLLC		X	-2,016.20	-13,435.56
Bill Pmt -Check	2/28/2006	6307	Alta Lift Truck Services, Inc.		X	-8,494.00	-21,929.56
Bill Pmt -Check	2/28/2006	6315	PricewaterhouseCoopers LLP		X	-2,000.00	-23,929.56
Bill Pmt -Check	2/28/2006	6316	Priority Health		X	-312.72	-24,242.28
Bill Pmt -Check	2/28/2006	6317	Virco Inc		X	-37,650.15	-61,892.43
Bill Pmt -Check	2/28/2006	6308	Andy J. Egan Company, Inc.		X	-43,600.00	-105,492.43
Bill Pmt -Check	2/28/2006	6309	Consumers Energy		X	-65,569.78	-171,062.21
Check	3/3/2006	10125	Susan M. Waddell		X	-791.48	-171,853.69
Check	3/3/2006	10125	Susan M. Waddell		X	-1,437.88	-173,291.57
Bill Pmt -Check	3/14/2006	6318	Consumers Energy		X	-35,608.39	-208,899.96
Bill Pmt -Check	3/14/2006	6319	Contract Drapery Specialist, Inc.		X	-8,838.15	-217,738.11
Bill Pmt -Check	3/14/2006	6320	Grand Rapids City Treasurer		X	-10,098.03	-227,836.14
Bill Pmt -Check	3/14/2006	6321	Grand Rapids City Treasurer-P...		X	-75.50	-227,911.64
Bill Pmt -Check	3/14/2006	6322	ICMA Retirement Corporation -...		X	-280.96	-228,172.60
Bill Pmt -Check	3/14/2006	6329	Rapid Hot Coffee Service		X	-27.68	-228,200.28
Bill Pmt -Check	3/14/2006	6328	Progressive AE		X	-1,632.45	-229,832.73
Bill Pmt -Check	3/14/2006	6327	Premovation Audio & Video Sy...		X	-30,124.05	-259,956.78
Bill Pmt -Check	3/14/2006	6323	ICMA Retirement Corporation -...		X	-50.00	-260,006.78
Bill Pmt -Check	3/14/2006	6324	International Facilities Group		X	-7,497.35	-267,504.13
Bill Pmt -Check	3/14/2006	6325	Kent Count Dept of Public Works		X	-208,450.66	-473,954.79
Bill Pmt -Check	3/14/2006	6326	Midstate Security		X	-4,882.00	-478,836.79
Check	3/17/2006	10126	Susan M. Waddell		X	-1,437.88	-480,274.67
Check	3/17/2006	10126	Susan M. Waddell		X	-922.83	-481,197.50
Bill Pmt -Check	3/28/2006	6330	Consumers Energy		X	-67,098.75	-548,296.25
Bill Pmt -Check	3/28/2006	6337	The Bouma Corporation		X	-63,995.00	-612,291.25
Check	3/31/2006	10127	Susan M. Waddell		X	-1,437.88	-613,729.13
Check	3/31/2006	10127	Susan M. Waddell		X	-787.89	-614,517.02
Total Checks and Payments						-614,517.02	-614,517.02
Deposits and Credits - 164 Items							
Deposit	2/28/2006		DeVos Place parking revenue		X	556.00	556.00
Deposit	2/28/2006		DeVos Place parking revenue		X	61.00	617.00
Deposit	2/28/2006		DeVos Place parking revenue		X	274.00	891.00
Deposit	2/28/2006		DeVos Place parking revenue		X	20.00	911.00
Deposit	3/1/2006		DeVos Place parking revenue		X	123.00	1,034.00
Deposit	3/1/2006		DeVos Place parking revenue		X	612.00	1,646.00
Deposit	3/1/2006		DeVos Place parking revenue		X	487.00	2,113.00
Deposit	3/1/2006		DeVos Place parking revenue		X	1,766.50	3,879.50
Deposit	3/2/2006		DeVos Place parking revenue		X	2,511.50	6,391.00
Deposit	3/2/2006		DeVos Place parking revenue		X	54.00	6,445.00
Deposit	3/2/2006		DeVos Place parking revenue		X	424.50	6,869.50
Deposit	3/2/2006		DeVos Place parking revenue		X	715.50	7,585.00
Deposit	3/2/2006		DeVos Place parking revenue		X	1,294.50	8,879.50
Deposit	3/2/2006		DeVos Place parking revenue		X	601.50	9,481.00
Deposit	3/2/2006		DeVos Place parking revenue		X	58.00	9,539.00
Deposit	3/3/2006		DeVos Place parking revenue		X	3,042.00	12,581.00
Deposit	3/3/2006		DeVos Place parking revenue		X	1,911.00	14,492.00
Deposit	3/3/2006		DeVos Place parking revenue		X	159.00	14,651.00
Deposit	3/3/2006		DeVos Place parking revenue		X	1,136.50	15,787.50
Deposit	3/3/2006		DeVos Place parking revenue		X	22.00	15,809.50
Deposit	3/3/2006		DeVos Place parking revenue		X	915.50	16,725.00
Deposit	3/3/2006		DeVos Place parking revenue		X	282.00	17,007.00
Deposit	3/4/2006		DeVos Place parking revenue		X	1,241.50	18,248.50
Deposit	3/4/2006		DeVos Place parking revenue		X	1,632.50	19,881.00
Deposit	3/4/2006		DeVos Place parking revenue		X	981.50	20,862.50
Deposit	3/4/2006		DeVos Place parking revenue		X	188.50	21,051.00
Deposit	3/4/2006		DeVos Place parking revenue		X	1,215.50	22,266.50
Deposit	3/4/2006		DeVos Place parking revenue		X	2,877.00	25,143.50
Deposit	3/5/2006		DeVos Place parking revenue		X	448.50	25,592.00
Deposit	3/5/2006		DeVos Place parking revenue		X	2,099.50	27,691.50
Deposit	3/5/2006		DeVos Place parking revenue		X	2,579.00	30,270.50
Deposit	3/6/2006		DeVos Place parking revenue		X	20.00	30,290.50
Deposit	3/6/2006		DeVos Place parking revenue		X	50.00	30,340.50
Deposit	3/6/2006		DeVos Place parking revenue		X	298.00	30,638.50
Deposit	3/6/2006		DeVos Place excess cash flow-F...		X	250,000.00	280,638.50
Deposit	3/6/2006		Van Andel Arena excess cash flo...		X	250,000.00	530,638.50
Deposit	3/6/2006		DeVos Place parking revenue		X	156.00	530,794.50
Deposit	3/7/2006		DeVos Place parking revenue		X	65.00	530,859.50
Deposit	3/7/2006		DeVos Place parking revenue		X	206.00	531,065.50
Deposit	3/7/2006		DeVos Place parking revenue		X	143.00	531,208.50

12:59 PM

04/13/06

Grand Rapids-Kent County Convention/Arena Authority Reconciliation Detail

1050 - Operations - Cash, Period Ending 03/31/2006

Type	Date	Num	Name	Memo	Clr	Amount	Balance
Deposit	3/7/2006			DeVos Place parking revenue	X	16.50	531,225.00
Deposit	3/7/2006			DeVos Place parking revenue	X	621.50	531,846.50
Deposit	3/7/2006			DeVos Place parking revenue	X	108.00	531,954.50
Deposit	3/8/2006			DeVos Place parking revenue	X	227.00	532,181.50
Deposit	3/8/2006			DeVos Place parking revenue	X	1,001.50	533,183.00
Deposit	3/8/2006			DeVos Place parking revenue	X	455.00	533,638.00
Deposit	3/8/2006			Van Andel Arena land lease-Febr...	X	11,522.00	545,160.00
Deposit	3/8/2006			DeVos Place parking revenue	X	328.50	545,488.50
Deposit	3/9/2006			DeVos Place parking revenue	X	749.00	546,237.50
Deposit	3/9/2006			DeVos Place parking revenue	X	10.00	546,247.50
Deposit	3/9/2006			DeVos Place parking revenue	X	884.00	547,131.50
Deposit	3/9/2006			DeVos Place parking revenue	X	1,752.00	548,883.50
Deposit	3/9/2006			DeVos Place parking revenue	X	632.50	549,516.00
Deposit	3/9/2006			DeVos Place parking revenue	X	253.50	549,769.50
Deposit	3/9/2006			DeVos Place parking revenue	X	34.50	549,804.00
Deposit	3/9/2006			DeVos Place parking revenue	X	264.00	550,068.00
Deposit	3/10/2006			DeVos Place parking revenue	X	578.00	550,646.00
Deposit	3/10/2006			DeVos Place parking revenue	X	464.50	551,110.50
Deposit	3/10/2006			DeVos Place parking revenue	X	2,069.50	553,180.00
Deposit	3/10/2006			DeVos Place parking revenue	X	7.00	553,187.00
Deposit	3/10/2006			DeVos Place parking revenue	X	144.00	553,331.00
Deposit	3/10/2006			DeVos Place parking revenue	X	247.00	553,578.00
Deposit	3/10/2006			DeVos Place parking revenue	X	2,157.00	555,735.00
Deposit	3/10/2006			DeVos Place parking revenue	X	693.00	556,428.00
Deposit	3/11/2006			DeVos Place parking revenue	X	565.50	556,993.50
Deposit	3/11/2006			DeVos Place parking revenue	X	3,139.50	560,133.00
Deposit	3/11/2006			DeVos Place parking revenue	X	779.00	560,912.00
Deposit	3/11/2006			DeVos Place parking revenue	X	1,352.00	562,264.00
Deposit	3/11/2006			DeVos Place parking revenue	X	65.00	562,329.00
Deposit	3/11/2006			DeVos Place parking revenue	X	110.50	562,439.50
Deposit	3/11/2006			DeVos Place parking revenue	X	253.00	562,692.50
Deposit	3/11/2006			DeVos Place parking revenue	X	320.50	563,013.00
Deposit	3/12/2006			DeVos Place parking revenue	X	897.00	563,910.00
Deposit	3/12/2006			DeVos Place parking revenue	X	2,108.50	566,018.50
Deposit	3/12/2006			DeVos Place parking revenue	X	604.50	566,623.00
Deposit	3/13/2006			DeVos Place parking revenue	X	335.00	566,958.00
Deposit	3/13/2006			DeVos Place parking revenue	X	183.50	567,141.50
Deposit	3/13/2006			DeVos Place parking revenue	X	587.00	567,728.50
Deposit	3/13/2006			DeVos Place parking revenue	X	220.00	567,948.50
Deposit	3/14/2006			DeVos Place parking revenue	X	59.00	568,007.50
Deposit	3/14/2006			DeVos Place parking revenue	X	34.00	568,041.50
Deposit	3/14/2006			DeVos Place parking revenue	X	40.00	568,081.50
Deposit	3/14/2006			DeVos Place parking revenue	X	229.00	568,310.50
Deposit	3/14/2006			DeVos Place parking revenue	X	104.00	568,414.50
Deposit	3/14/2006			DeVos Place parking revenue	X	49.00	568,463.50
Deposit	3/15/2006			DeVos Place parking revenue	X	762.00	569,225.50
Deposit	3/15/2006			DeVos Place parking revenue	X	551.00	569,776.50
Deposit	3/15/2006			DeVos Place parking revenue	X	107.50	569,884.00
Deposit	3/16/2006			DeVos Place parking revenue	X	563.00	570,447.00
Deposit	3/16/2006			DeVos Place parking revenue	X	565.00	571,012.00
Deposit	3/16/2006			DeVos Place parking revenue	X	97.50	571,109.50
Deposit	3/16/2006			DeVos Place parking revenue	X	284.00	571,393.50
Deposit	3/16/2006			DeVos Place parking revenue	X	81.50	571,475.00
Deposit	3/16/2006			DeVos Place parking revenue	X	3,243.00	574,718.00
Deposit	3/16/2006			DeVos Place parking revenue	X	877.00	575,595.00
Deposit	3/17/2006			DeVos Place parking revenue	X	2,702.00	578,297.00
Deposit	3/17/2006			DeVos Place parking revenue	X	9.00	578,306.00
Deposit	3/17/2006			DeVos Place parking revenue	X	791.00	579,097.00
Deposit	3/17/2006			DeVos Place parking revenue	X	1,861.00	580,958.00
Deposit	3/17/2006			DeVos Place parking revenue	X	370.50	581,328.50
Deposit	3/17/2006			DeVos Place parking revenue	X	563.00	581,891.50
Deposit	3/17/2006			DeVos Place parking revenue	X	257.00	582,148.50
Deposit	3/18/2006			DeVos Place parking revenue	X	1,131.00	583,279.50
Deposit	3/18/2006			DeVos Place parking revenue	X	1,046.50	584,326.00
Deposit	3/18/2006			DeVos Place parking revenue	X	248.00	584,574.00
Deposit	3/18/2006			DeVos Place parking revenue	X	784.50	585,358.50
Deposit	3/18/2006			DeVos Place parking revenue	X	2,330.00	587,688.50
Deposit	3/18/2006			DeVos Place parking revenue	X	936.00	588,624.50
Deposit	3/18/2006			DeVos Place parking revenue	X	1,267.50	589,892.00
Deposit	3/19/2006			DeVos Place parking revenue	X	579.00	590,471.00
Deposit	3/19/2006			DeVos Place parking revenue	X	607.50	591,078.50
Deposit	3/19/2006			DeVos Place parking revenue	X	1,449.50	592,528.00
Deposit	3/19/2006			DeVos Place parking revenue	X	2,562.00	595,090.00
Deposit	3/20/2006			DeVos Place parking revenue	X	83.00	595,173.00
Deposit	3/20/2006			DeVos Place parking revenue	X	75.00	595,248.00
Deposit	3/21/2006			DeVos Place parking revenue	X	147.00	595,395.00
Deposit	3/21/2006			DeVos Place parking revenue	X	13.00	595,408.00
Deposit	3/21/2006			DeVos Place parking revenue	X	346.00	595,754.00

12:59 PM

04/13/06

Grand Rapids-Kent County Convention/Arena Authority Reconciliation Detail

1050 - Operations - Cash, Period Ending 03/31/2006

Type	Date	Num	Name	Memo	Clr	Amount	Balance
Deposit	3/21/2006			DeVos Place parking revenue	X	11.00	595,765.00
Deposit	3/21/2006			DeVos Place parking revenue	X	169.00	595,934.00
Deposit	3/21/2006			DeVos Place parking revenue	X	58.00	595,990.00
Deposit	3/22/2006			DeVos Place parking revenue	X	158.00	596,148.00
Deposit	3/22/2006			DeVos Place parking revenue	X	160.50	596,308.50
Deposit	3/22/2006			DeVos Place parking revenue	X	1,373.50	597,682.00
Deposit	3/22/2006			DeVos Place parking revenue	X	314.50	597,996.50
Deposit	3/22/2006			DeVos Place parking revenue	X	594.00	598,590.50
Deposit	3/23/2006			DeVos Place parking revenue	X	50.50	598,641.00
Deposit	3/23/2006			DeVos Place parking revenue	X	85.00	598,726.00
Deposit	3/23/2006			DeVos Place parking revenue	X	708.50	599,434.50
Deposit	3/23/2006			DeVos Place parking revenue	X	287.50	599,722.00
Deposit	3/23/2006			DeVos Place parking revenue	X	642.50	600,364.50
Deposit	3/23/2006			DeVos Place parking revenue	X	78.00	600,442.50
Deposit	3/23/2006			DeVos Place parking revenue	X	515.50	600,958.00
Deposit	3/24/2006			DeVos Place parking revenue	X	128.00	601,084.00
Deposit	3/24/2006			DeVos Place parking revenue	X	34.00	601,118.00
Deposit	3/24/2006			DeVos Place parking revenue	X	748.00	601,866.00
Deposit	3/24/2006			DeVos Place parking revenue	X	416.00	602,282.00
Deposit	3/24/2006			DeVos Place parking revenue	X	142.00	602,424.00
Deposit	3/25/2006			DeVos Place parking revenue	X	1,283.00	603,707.00
Deposit	3/25/2006			DeVos Place parking revenue	X	598.00	604,305.00
Deposit	3/25/2006			DeVos Place parking revenue	X	1,010.50	605,315.50
Deposit	3/25/2006			DeVos Place parking revenue	X	507.00	605,822.50
Deposit	3/26/2006			DeVos Place parking revenue	X	338.00	606,160.50
Deposit	3/26/2006			DeVos Place parking revenue	X	578.50	606,739.00
Deposit	3/26/2006			DeVos Place parking revenue	X	201.50	606,940.50
Deposit	3/27/2006			DeVos Place parking revenue	X	104.00	607,044.50
Deposit	3/27/2006			DeVos Place parking revenue	X	238.00	607,280.50
Deposit	3/27/2006			DeVos Place parking revenue	X	124.00	607,404.50
Deposit	3/28/2006			DeVos Place parking revenue	X	71.50	607,476.00
Deposit	3/28/2006			DeVos Place parking revenue	X	60.50	607,536.50
Deposit	3/28/2006			DeVos Place parking revenue	X	16.50	607,553.00
Deposit	3/28/2006			DeVos Place parking revenue	X	62.00	607,615.00
Deposit	3/28/2006			DeVos Place parking revenue	X	14.00	607,629.00
Deposit	3/28/2006			DeVos Place parking revenue	X	237.50	607,866.50
Deposit	3/29/2006			DeVos Place parking revenue	X	40.50	607,907.00
Deposit	3/29/2006			DeVos Place parking revenue	X	61.00	607,968.00
Deposit	3/29/2006			DeVos Place parking revenue	X	192.00	608,160.00
Deposit	3/29/2006			DeVos Place parking revenue	X	532.50	608,692.50
Deposit	3/29/2006			DeVos Place parking revenue	X	450.00	609,142.50
Deposit	3/30/2006			DeVos Place parking revenue	X	312.00	609,454.50
Deposit	3/30/2006			DeVos Place parking revenue	X	60.00	609,514.50
Deposit	3/30/2006			DeVos Place parking revenue	X	90.50	609,605.00
Deposit	3/30/2006			DeVos Place parking revenue	X	728.00	610,331.00
Deposit	3/31/2006			Interest	X	1,414.23	611,745.23
Total Deposits and Credits						611,745.23	611,745.23
Total Cleared Transactions						-2,771.79	-2,771.79
Cleared Balance						-2,771.79	463,102.98
Uncleared Transactions							
Checks and Payments - 7 Items							
Bill Pmt -Check	4/28/2005	6112	Priority Health			-398.73	-398.73
Bill Pmt -Check	3/28/2006	6332	Grand Rapids City Treasurer			-28,961.76	-29,360.49
Bill Pmt -Check	3/28/2006	6333	ICMA Retirement Corporation -...			-260.96	-29,621.45
Bill Pmt -Check	3/28/2006	6336	Schindler Elevator Corporation			-65,174.00	-94,795.45
Bill Pmt -Check	3/28/2006	6334	ICMA Retirement Corporation -...			-50.00	-94,845.45
Bill Pmt -Check	3/28/2006	6335	Priority Health			-312.72	-95,158.17
Bill Pmt -Check	3/28/2006	6331	Dickinson Wright PLLC			-9,360.58	-104,518.75
Total Checks and Payments						-104,518.75	-104,518.75
Deposits and Credits - 5 Items							
Deposit	3/31/2006			DeVos Place parking revenue		1,116.50	1,116.50
Deposit	3/31/2006			DeVos Place parking revenue		202.00	1,318.50
Deposit	3/31/2006			DeVos Place parking revenue		273.00	1,591.50
Deposit	3/31/2006			DeVos Place parking revenue		195.00	1,786.50
Deposit	3/31/2006			DeVos Place parking revenue		127.00	1,913.50
Total Deposits and Credits						1,913.50	1,913.50
Total Uncleared Transactions						-102,605.25	-102,605.25
Register Balance as of 03/31/2006						-105,377.04	360,497.73

12:59 PM

04/13/06

Grand Rapids-Kent County Convention/Arena Authority

Reconciliation Detail

1050 - Operations - Cash, Period Ending 03/31/2006

Type	Date	Num	Name	Memo	Clr	Amount	Balance
New Transactions							
Checks and Payments - 12 Items							
Bill Pmt -Check	4/14/2006	6348	Progressive AE			-16,890.00	-16,890.00
Bill Pmt -Check	4/14/2006	6349	Rapid Hot Coffee Service			-28.98	-16,918.98
Bill Pmt -Check	4/14/2006	6347	Premovation Audio & Video Sy...			-33,689.73	-50,608.71
Bill Pmt -Check	4/14/2006	6346	Ottawa Regional Cancer Foun...			-200.00	-50,808.71
Bill Pmt -Check	4/14/2006	6345	Midstate Security			-19,894.00	-70,702.71
Bill Pmt -Check	4/14/2006	6344	Kent Count Dept of Public Works			-167,029.38	-237,732.09
Bill Pmt -Check	4/14/2006	6343	ICMA Retirement Corporation -...			-50.00	-237,782.09
Bill Pmt -Check	4/14/2006	6342	ICMA Retirement Corporation -...			-280.98	-238,043.05
Bill Pmt -Check	4/14/2006	6341	Grand Rapids City Treasurer			-10,441.65	-248,484.70
Bill Pmt -Check	4/14/2006	6340	DTE Energy			-4,168.57	-252,653.27
Bill Pmt -Check	4/14/2006	6338	Andy J. Egan Company, Inc.			-76,605.50	-329,258.77
Bill Pmt -Check	4/14/2006	6339	Consumers Energy			-37,315.32	-366,574.09
Total Checks and Payments						-366,574.09	-366,574.09
Deposits and Credits - 31 Items							
Deposit	4/1/2006		DeVos Place parking revenue			267.50	267.50
Deposit	4/1/2006		DeVos Place parking revenue			143.00	410.50
Deposit	4/1/2006		DeVos Place parking revenue			78.00	488.50
Deposit	4/1/2006		DeVos Place parking revenue			406.50	895.00
Deposit	4/1/2006		DeVos Place parking revenue			318.50	1,213.50
Deposit	4/2/2006		DeVos Place parking revenue			39.00	1,252.50
Deposit	4/3/2006		Van Andel Arena land lease-Mar...			11,522.00	12,774.50
Deposit	4/3/2006		DeVos Place parking revenue			107.00	12,881.50
Deposit	4/3/2006		DeVos Place parking revenue			174.00	13,055.50
Deposit	4/3/2006		DeVos Place parking revenue			449.00	13,504.50
Deposit	4/4/2006		DeVos Place parking revenue			30.00	13,534.50
Deposit	4/4/2006		DeVos Place parking revenue			26.00	13,560.50
Deposit	4/5/2006		DeVos Place parking revenue			412.50	13,973.00
Deposit	4/5/2006		DeVos Place parking revenue			21.00	13,994.00
Deposit	4/5/2006		DeVos Place parking revenue			52.00	14,046.00
Deposit	4/5/2006		DeVos Place parking revenue			156.50	14,202.50
Deposit	4/6/2006		DeVos Place parking revenue			28.00	14,228.50
Deposit	4/6/2006		DeVos Place parking revenue			122.50	14,351.00
Deposit	4/6/2006		DeVos Place parking revenue			32.50	14,383.50
Deposit	4/6/2006		DeVos Place parking revenue			71.00	14,454.50
Deposit	4/6/2006		DeVos Place parking revenue			67.00	14,521.50
Deposit	4/7/2006		DeVos Place parking revenue			17.00	14,538.50
Deposit	4/7/2006		DeVos Place parking revenue			36.00	14,574.50
Deposit	4/9/2006		DeVos Place parking revenue			117.00	14,691.50
Deposit	4/9/2006		DeVos Place parking revenue			227.50	14,919.00
Deposit	4/9/2006		DeVos Place parking revenue			513.50	15,432.50
Deposit	4/10/2006		DeVos Place parking revenue			82.50	15,515.00
Deposit	4/10/2006		DeVos Place parking revenue			468.50	15,983.50
Deposit	4/10/2006		DeVos Place parking revenue			47.00	16,030.50
Deposit	4/10/2006		DeVos Place parking revenue			87.00	16,117.50
Deposit	4/10/2006		DeVos Place parking revenue			79.00	16,196.50
Total Deposits and Credits						16,196.50	16,196.50
Total New Transactions						-350,377.59	-350,377.59
Ending Balance						-455,754.63	10,120.14

12:00 PM

04/13/06

Grand Rapids-Kent County Convention/Arena Authority Reconciliation Detail

1070 · Kent County - Operating, Period Ending 03/01/2006

Type	Date	Num	Name	Memo	Cir	Amount	Balance
Beginning Balance							18,537,484.26
Cleared Transactions							
Deposits and Credits - 1 Item							
Deposit	2/28/2006			Interest	X	61,286.37	61,286.37
Total Deposits and Credits						61,286.37	61,286.37
Total Cleared Transactions						61,286.37	61,286.37
Cleared Balance						61,286.37	18,598,770.63
Register Balance as of 03/01/2006						61,286.37	18,598,770.63
Ending Balance						61,286.37	18,598,770.63

1RPT: RUN: 03/20/06 13:35

COUNTY OF KENT

PAGE: 9

SERIES 2 FUND LEDGER

02/01/06 THROUGH 02/28/06
FUND : CAA-OPERATING NUMBER: 0701 221 13913

DATE	TYPE	SOURCE	ADDITIONS	DEDUCTIONS	BALANCE	TIME POSTED	POSTED BY
02/01/06	3	APPINT	61,286.37		18,537,484.26		
					18,598,770.63	02/15/06 10:35:03	knt102

RECAP BY TYPE CODE

-----ADDITIONS-----		-----DEDUCTIONS-----		NET AMOUNT
TYPE	NO	AMOUNT	NO	AMOUNT
3	1	61,286.37	0	61,286.37
TOTAL		61,286.37		61,286.37
AVERAGE DAILY BALANCE				18,598,770.63



RECEIVED

3/23/06

3/23/06

2:40 PM

04/13/06

Accrual Basis

Grand Rapids-Kent County Convention/Arena Authority

Profit & Loss

July 2005 through March 2006

	Jul '05 - Mar '06
Income	
4500 · Interest on Investments	481,640.40
4530 · Facility Operations	2,200,000.00
4540 · Land Lease	103,698.00
4545 · Parking Revenues	574,944.65
4550 · Miscellaneous Revenue	76,691.21
Total Income	3,436,974.26
Expense	
6000 · Professional Services	
6001 · Accounting/Auditing Services	38,082.32
6040 · Legal Services	16,724.18
Total 6000 · Professional Services	54,806.50
6060 · Other Contractual Services	7,497.35
6065 · Pedestrian Safety	53,721.73
6068 · Parking Management	203,297.40
6100 · Other Supplies & Expenses	
6010 · Bank Fees	-10.00
6020 · Computer Services	249.95
6030 · Insurance-Property/Liability	8,630.00
6110 · Meeting Expense	1,509.10
6120 · Supplies	1,635.47
Total 6100 · Other Supplies & Expenses	12,014.52
6160 · Facility Repair and Maintenance	27,306.25
6200 · Capital Replacement Projects	1,600,347.49
6300 · Utilities Expense	
6301 · Electricity	872,307.87
6310 · Natural Gas	21,713.43
6320 · Steam	947,870.41
6340 · Water & Sewer	87,466.57
Total 6300 · Utilities Expense	1,929,358.28
6410 · Interest & Paying Agent Fees	750.00
6600 · SMG Incentive Fees	194,533.00
8000 · Personal Services	
8001 · Employee Wages	44,131.00
8030 · Employee Benefits	14,240.70
Total 8000 · Personal Services	58,371.70
Total Expense	4,142,004.22
Net Income	-705,029.96

Grand Rapids-Kent County Convention/Arena Authority
Profit & Loss by Fund
July 2005 through March 2006

	Convention Center (Construction)	Admin & Capital Replacement (Operations)	TOTAL
Income			
4500 · Interest on Investments	205,036.90	276,603.50	481,640.40
4530 · Facility Operations	0.00	2,200,000.00	2,200,000.00
4540 · Land Lease	0.00	103,698.00	103,698.00
4545 · Parking Revenues	0.00	563,101.15	574,944.65
4550 · Miscellaneous Revenue	23,400.00	53,291.21	76,691.21
Total Income	228,436.90	3,196,693.86	3,436,974.26
Expense			
6000 · Professional Services			
6001 · Accounting/Auditing Services	0.00	38,082.32	38,082.32
6040 · Legal Services	0.00	16,724.18	16,724.18
Total 6000 · Professional Services	0.00	54,806.50	54,806.50
6060 · Other Contractual Services	0.00	7,497.35	7,497.35
6065 · Pedestrian Safety	0.00	53,721.73	53,721.73
6068 · Parking Management	0.00	203,297.40	203,297.40
6100 · Other Supplies & Expenses			
6010 · Bank Fees	0.00	-10.00	-10.00
6020 · Computer Services	0.00	249.95	249.95
6030 · Insurance-Property/Liability	0.00	8,630.00	8,630.00
6110 · Meeting Expense	0.00	1,509.10	1,509.10
6120 · Supplies	0.00	1,635.47	1,635.47
Total 6100 · Other Supplies & Expenses	0.00	12,014.52	12,014.52
6160 · Facility Repair and Maintenance	0.00	27,306.25	27,306.25
6200 · Capital Replacement Projects	0.00	1,600,347.49	1,600,347.49
6300 · Utilities Expense			
6301 · Electricity	0.00	872,307.87	872,307.87
6310 · Natural Gas	0.00	21,713.43	21,713.43
6320 · Steam	0.00	947,870.41	947,870.41
6340 · Water & Sewer	0.00	87,466.57	87,466.57
Total 6300 · Utilities Expense	0.00	1,929,358.28	1,929,358.28
6410 · Interest & Paying Agent Fees	0.00	750.00	750.00
6600 · SMG Incentive Fees	0.00	194,533.00	194,533.00
8000 · Personal Services			
8001 · Employee Wages	0.00	44,131.00	44,131.00
8030 · Employee Benefits	0.00	14,240.70	14,240.70
Total 8000 · Personal Services	0.00	58,371.70	58,371.70
Total Expense	0.00	4,142,004.22	4,142,004.22
Net Income	228,436.90	-945,310.36	-705,029.96

Grand Rapids-Kent County Convention/Arena Authority
Profit & Loss Budget vs. Actual
July 2005 through March 2006

	TOTAL			
	Jul '05 - Mar 06	Budget	\$ Over Budget	% of Budget
Income				
4500 · Interest on Investments	481,640.40	435,222.00	46,418.40	110.67%
4530 · Facility Operations	2,200,000.00	1,889,577.00	310,423.00	116.43%
4540 · Land Lease	103,698.00	103,644.00	54.00	100.05%
4545 · Parking Revenues	574,944.65	385,128.00	189,816.65	149.29%
4550 · Miscellaneous Revenue	76,691.21	11,250.00	65,441.21	681.7%
Total Income	3,436,974.26	2,824,821.00	612,153.26	121.67%
Expense				
6000 · Professional Services				
6001 · Accounting/Auditing Services	38,082.32	28,647.00	9,435.32	132.94%
6040 · Legal Services	16,724.18	22,500.00	-5,775.82	74.33%
Total 6000 · Professional Services	54,806.50	51,147.00	3,659.50	107.16%
6060 · Other Contractual Services	7,497.35			
6065 · Pedestrian Safety	53,721.73	57,456.00	-3,734.27	93.5%
6068 · Parking Management	203,297.40	256,428.00	-53,130.60	79.28%
6100 · Other Supplies & Expenses				
6010 · Bank Fees	-10.00			
6020 · Computer Services	249.95			
6030 · Insurance-Property/Liability	8,630.00	15,597.00	-6,967.00	55.33%
6110 · Meeting Expense	1,509.10	603.00	906.10	250.27%
6120 · Supplies	1,635.47	747.00	888.47	218.94%
Total 6100 · Other Supplies & Expenses	12,014.52	16,947.00	-4,932.48	70.9%
6160 · Facility Repair and Maintenance	27,306.25			
6200 · Capital Replacement Projects	1,600,347.49	3,426,597.00	-1,826,249.51	46.7%
6300 · Utilities Expense				
6301 · Electricity	872,307.87	820,125.00	52,182.87	106.36%
6310 · Natural Gas	21,713.43	24,003.00	-2,289.57	90.46%
6320 · Steam	947,870.41	706,392.00	241,478.41	134.19%
6340 · Water & Sewer	87,466.57	107,550.00	-20,083.43	81.33%
Total 6300 · Utilities Expense	1,929,358.28	1,658,070.00	271,288.28	116.36%
6410 · Interest & Paying Agent Fees	750.00			
6500 · DID Assessment	0.00	35,280.00	-35,280.00	0.0%
6600 · SMG Incentive Fees	194,533.00			
8000 · Personal Services				
8001 · Employee Wages	44,131.00	42,408.00	1,723.00	104.06%
8030 · Employee Benefits	14,240.70	13,176.00	1,064.70	108.08%
Total 8000 · Personal Services	58,371.70	55,584.00	2,787.70	105.02%
Total Expense	4,142,004.22	5,557,509.00	-1,415,504.78	74.53%
	-705,029.96	-2,732,688.00	2,027,658.04	25.8%

2:54 PM

04/13/06

Accrual Basis

Grand Rapids-Kent County Convention/Arena Authority
Profit & Loss Prev Year Comparison
 July 2005 through March 2006

	Jul '05 - Mar 06	Jul '04 - Mar 05	\$ Change	% Change
Income				
4030 · Federal Support	0.00	3,528,884.00	-3,528,884.00	-100.0%
4040 · Private Support	0.00	2,204,000.00	-2,204,000.00	-100.0%
4500 · Interest on Investments	481,640.40	333,078.58	148,561.82	44.6%
4530 · Facility Operations	2,200,000.00	2,300,000.00	-100,000.00	-4.4%
4540 · Land Lease	103,698.00	77,625.00	28,073.00	33.6%
4545 · Parking Revenues	574,944.65	473,076.00	101,868.65	21.5%
4550 · Miscellaneous Revenue	76,691.21	13,848.00	62,843.21	453.8%
Total Income	3,436,974.26	8,930,511.58	-5,493,537.32	-61.5%
Expense				
5000 · Architectural and Engineering	0.00	4,142,723.63	-4,142,723.63	-100.0%
5010 · Construction Material Testing	0.00	64,760.62	-64,760.62	-100.0%
5020 · Construction in Progress-GMP	0.00	19,096,233.00	-19,096,233.00	-100.0%
6000 · Professional Services				
6001 · Accounting/Auditing Services	38,082.32	41,086.86	-3,004.54	-7.3%
6040 · Legal Services	16,724.18	11,428.31	5,295.87	46.3%
Total 6000 · Professional Services	54,806.50	52,515.17	2,291.33	4.4%
6050 · Project Mgt/Owner's Rep	0.00	173,802.50	-173,802.50	-100.0%
6060 · Other Contractual Services	7,497.35	1,875,096.30	-1,867,598.95	-99.6%
6065 · Pedestrian Safety	53,721.73	14,218.71	39,503.02	277.8%
6068 · Parking Management	203,297.40	196,599.00	6,698.40	3.4%
6070 · Facility Management Fees	0.00	139,190.00	-139,190.00	-100.0%
6100 · Other Supplies & Expenses				
6010 · Bank Fees	-10.00	21.90	-31.90	-145.7%
6020 · Computer Services	249.95	349.00	-99.05	-28.4%
6030 · Insurance-Property/Liability	8,630.00	9,561.74	-931.74	-9.7%
6110 · Meeting Expense	1,509.10	572.76	936.34	163.5%
6120 · Supplies	1,635.47	5,704.57	-4,069.10	-71.3%
6130 · Postage/Express	0.00	170.00	-170.00	-100.0%
6100 · Other Supplies & Expenses - Other	0.00	113.37	-113.37	-100.0%
Total 6100 · Other Supplies & Expenses	12,014.52	16,493.34	-4,478.82	-27.2%
6160 · Facility Repair and Maintenance	27,306.25	0.00	27,306.25	100.0%
6200 · Capital Replacement Projects	1,600,347.49	148,539.25	1,451,808.24	977.4%
6300 · Utilities Expense				
6301 · Electricity	872,307.87	858,332.33	13,975.54	1.6%
6310 · Natural Gas	21,713.43	17,989.80	3,723.63	20.7%
6320 · Steam	947,870.41	814,265.92	133,604.49	16.4%
6330 · Telephone	0.00	814.94	-814.94	-100.0%
6340 · Water & Sewer	87,466.57	89,615.52	-2,148.95	-2.4%
Total 6300 · Utilities Expense	1,929,358.28	1,781,018.51	148,339.77	8.3%
6410 · Interest & Paying Agent Fees	750.00	750.00	0.00	0.0%
6600 · SMG Incentive Fees	194,533.00	0.00	194,533.00	100.0%
8000 · Personal Services				
8001 · Employee Wages	44,131.00	38,228.00	5,903.00	15.4%
8030 · Employee Benefits	14,240.70	12,672.15	1,568.55	12.4%
8000 · Personal Services - Other	0.00	2,091.00	-2,091.00	-100.0%
Total 8000 · Personal Services	58,371.70	52,991.15	5,380.55	10.2%
Total Expense	4,142,004.22	27,754,931.18	-23,612,926.96	-85.1%
Net Income	-705,029.96	-18,824,419.60	18,119,389.64	96.3%

Item IV.b.iii.



April 10, 2006

Mr. Bob White
Finance Director
County of Kent

RE: Convention/Arena Authority
Directors & Officers Liability Insurance Renewal
Effective Date: April 25, 2006

FISCAL SERVICES
County Administration Building
300 Monroe Avenue, N.W.
Grand Rapids, Michigan 49503-2221
Phone (616) 632-7670
Fax (616) 632-7675

The Convention/Arena Authority's Directors and Officers liability insurance is set to expire on April 25, 2006. Attached is the renewal proposal.

Policy History

Year	Limit	Deductible	Premium
2000	\$10,000,000	\$5,000	\$13,500
2001	\$10,000,000	\$5,000	\$14,850
2002	\$10,000,000	\$15,000	\$22,000
2003	\$10,000,000	\$15,000	\$23,750
2004	\$ 5,000,000	\$15,000	\$13,200
2005	\$ 5,000,000	\$15,000	\$10,268
Renewal	\$ 5,000,000	\$15,000	\$ 8,100

Coverage

Claims made policy, For Wrongful Acts, Employment Practices, Personal Injury and Publishers Liability, Certified Acts of Terrorism included, Defense costs included in the limit of liability, Coverage extended to spouses of the insured.

Proposals

Incumbent - Travelers Insurance, quoted \$8,100.

Alternative - Although both Chubb and Cincinnati Insurance Companies were contacted for quotes, they both declined and cited their pricing would not be competitive.

Recommendation

The Travelers proposal for \$8,100 is recommended.

Death Incident

The James Avink Jr. death incident (12-17-05) at DeVos Place has been reported to Travelers Insurance. Since the D&O insurance is on a claims made form, reporting this incident during the policy period complies with the reporting requirements.

Let me know if you have any questions.

Phil Van Dyke
Risk Coordinator

cc Sue Waddell
Convention/Arena Authority

Steve Duarte
Deputy Director of Fiscal Services

Robert J. White
Director

**Grandville
Insurance Agency, Inc.**

INSURANCE AGENCY, INC.

**P.O. Box 993 / 3655 44th Street S.W.
Grandville, MI 49431-0993
Phone 616.531.1900 / Fax 616.531.8360**

AN INSURANCE SUMMARY PREPARED FOR:

***GRAND RAPIDS- KENT COUNTY
CONVENTION/ ARENA AUTHORITY***

***300 MONROE AVENUE NW
GRAND RAPIDS, MI 49503-2221***

PRESENTED BY:

***JUDITH MILJAN, CPCU, CIC, LIC, CPD
SENIOR ACCOUNT EXECUTIVE***

APRIL 25, 2006 – APRIL 25, 2007

DISCLAIMER - The abbreviated outlines of coverages used throughout this proposal are not intended to express any legal opinion as to the nature of coverage. They are only visuals to a basic understanding of coverages. Please read your policy for specific details of coverages, conditions, limitations & exclusions.

NON-PROFIT MANAGEMENT AND ORGANIZATION LIABILITY

Insurer: Travelers Casualty and Surety Company of America
(A.M. Best Rated A+ XV)

Policy Period: 04/25/06 to 04/25/07

Limit of Liability: \$5,000,000 Maximum Aggregate Limit of Liability for all Claims first
made in the Policy Period

Retention: No Retention shall apply to Non-Indemnified Losses
\$15,000 all Indemnified Losses

Premium: \$8,100

Discovery Period: 365 Days

Endorsements: Michigan Amendatory
Nuclear Broad Form Exclusion
Primary Continuity Endorsement- Severability
ADA Exclusion
Add Punitive Damages with Most Favorable Venue Wording
Deletion of Amended Operation of Retention Wording
Terrorism Disclosure Notice

Market Summary




Carrier	Best Rating 2005	Lines	Response
Chubb	A++ XV	D&O	Pricing Not Competitive
Cincinnati	A++ XV	D&O	Pricing Not Competitive
St Paul Travelers	A+ XV	D&O	Quoted- See Proposal

*** Surplus lines carriers are not subject to licensing within the State of Michigan and, therefore, in the event of carrier insolvency, you will not be able to seek relief from the State Guaranty Fund.**

DATE	EVENT	EC	MOD	ROOM	TIME	FUNCTION
Wed, Apr 19	Available					
Thur, Apr 20	Available					
Fri, Apr 21	Griffins vs Toronto	SC		Arena	10A-12:30P 6:00 PM 7P-9:30P	Teams practice Doors Playoff hockey game
Sat, Apr 22	Griffins vs Toronto	SC		Arena	10A-12:30P 6:00 PM 7P-9:30P	Teams practice Doors Playoff hockey game
Sun, Apr 23	Rampage vs Arizona	AH		Arena	10:00 AM 11:00 AM 1:00 PM 2P-4:30P 4:30P-5P	Team practice Visiting team practice Doors Football game Post-game autographs
	Huntington Bank	MW		Banquet C/D	11:00 AM 1P-2P	Set-up Hospitality room
Mon, Apr 24	Available					
Tue, Apr 25	Available					
Wed, Apr 26	Available					
Thur, Apr 27	Available					
Fri, Apr 28	Kirk Franklin/Mary Mary	SC		Arena	8:00 PM	Performance
Sat, Apr 29	Grand Valley State University	AH		Arena		Commencement ceremonies
	Rampage vs Nashville	SC		Arena	7:00 PM 8P-10:30P 10:30P-11P	Doors Football game Post-game autographs
	Huntington Bank	MW		Banquet C/D	11:00 AM 7P-8P	Set-up Hospitality room
Sun, Apr 30	Griffins vs Toronto			Arena	6:00 PM	Possible playoff game
Mon, May 1	Griffins vs Toronto			Arena	7:00 PM	Possible playoff game
Tue, May 2	Davenport University	AH		Arena	6:00 PM	Commencement Ceremony
Wed, May 3	Available					
Thur, May 4	Available					
Fri, May 5	Griffins			Arena		Possible playoff game
Sat, May 6	Griffins			Arena		Possible playoff game
Sun, May 7	Tim McGraw/Faith Hill	AH		Arena	7:30 PM	Performance
Mon, May 8	Griffins			Arena		Possible playoff game
Tue, May 9	Available					
Wed, May 10	Available					
Thur, May 11	Griffins			Arena		Possible playoff game
Fri, May 12	Gaither's	SC		Arena	7:00 PM	Performance
Sat, May 13	Rampage vs Chicago	AH		Arena	10:00 AM 11:00 AM 3:00 PM 4P-6:30P 6:30P-7P	Team practice Visiting team practice Doors Football game Post-game autographs
Sun, May 14	Griffins			Arena		Possible playoff game
Mon, May 15	Available					
Tue, May 16	Available					
Wed, May 17	Griffins			Arena		Possible playoff game
Thur, May 18	Griffins			Arena		Possible playoff game
Fri, May 19	Pearl Jam	AH		Arena		Performance
Sat, May 20	Griffins			Arena		Possible playoff game
	Rampage			Arena		Possible playoff game
Sun, May 21	Griffins			Arena		Possible playoff game
	Rampage			Arena		Possible playoff game

Calendar Van Andel Arena

1-May-2006 Monday	GH-1 - Sports
2-May-2006 Tuesday	GC - Education
3-May-2006 Wednesday	GH-1 - Sports
4-May-2006 Thursday	GH-1 - Rap GH-2 - Sports
5-May-2006 Friday	GH-1 - Rap GH-2 - Sports
6-May-2006 Saturday	GH-1 - Rap GH-2 - Sports
7-May-2006 Sunday	GC - Unknown
8-May-2006 Monday	GH-1 - Sports
9-May-2006 Tuesday	GH-1 - Sports
10-May-2006 Wednesday	GH-1 - Sports
11-May-2006 Thursday	GH-1 - Sports
12-May-2006 Friday	GC - Christian
13-May-2006 Saturday	GC - Sports
14-May-2006 Sunday	GH-1 - Sports GH-2 - Rap
15-May-2006 Monday	GH-1 - Sports
16-May-2006 Tuesday	GH-1 - Sports
17-May-2006 Wednesday	GH-1 - Sports
18-May-2006 Thursday	GH-1 - Rap GH-2 - Sports
19-May-2006 Friday	GC - Adult Contemporary
20-May-2006 Saturday	GH-1 - Sports GH-2 - Sports
21-May-2006 Sunday	GH-1 - Sports GH-2 - Sports
22-May-2006 Monday	GH-1 - Sports
23-May-2006 Tuesday	GH-1 - Sports
24-May-2006 Wednesday	GH-1 - Sports
25-May-2006 Thursday	GH-1 - Rap GH-2 - Sports
26-May-2006 Friday	

	GH-1 - Sports
	GH-2 - Rap
27-May-2006 Saturday	
	GH-1 - Sports
	GH-2 - Sports
28-May-2006 Sunday	
	GH-1 - Sports
	GH-2 - Sports
29-May-2006 Monday	
	GH-1 - Sports
30-May-2006 Tuesday	
	GH-1 - Sports
31-May-2006 Wednesday	
	GH-1 - Sports
1-Jun-2006 Thursday	
	GH-1 - Sports
2-Jun-2006 Friday	
	GC - Country
3-Jun-2006 Saturday	
	GC - Country
4-Jun-2006 Sunday	
	GH-1 - Sports
	GH-2 - Sports
5-Jun-2006 Monday	
	GH-1 - Sports
6-Jun-2006 Tuesday	
	GH-1 - Sports
7-Jun-2006 Wednesday	
	GH-1 - Sports
8-Jun-2006 Thursday	
	GH-1 - Sports
9-Jun-2006 Friday	
	GH-1 - Sports
10-Jun-2006 Saturday	
	GH-1 - Sports
11-Jun-2006 Sunday	
	GH-1 - Sports
12-Jun-2006 Monday	OPEN
13-Jun-2006 Tuesday	OPEN
14-Jun-2006 Wednesday	OPEN
	
15-Jun-2006 Thursday	OPEN
16-Jun-2006 Friday	OPEN
17-Jun-2006 Saturday	OPEN
18-Jun-2006 Sunday	OPEN
	
19-Jun-2006 Monday	OPEN
20-Jun-2006 Tuesday	
	GH-1 - Family
21-Jun-2006 Wednesday	
	GH-1 - Family
22-Jun-2006 Thursday	
	GH-1 - Family
23-Jun-2006 Friday	
	GC - Convention
24-Jun-2006 Saturday	
	GC - Convention
25-Jun-2006 Sunday	
	GC - Convention
26-Jun-2006 Monday	OPEN

27-Jun-2006 Tuesday	GC - Adult Contemporary
28-Jun-2006 Wednesday	OPEN
29-Jun-2006 Thursday	GH-1 - Unknown
30-Jun-2006 Friday	OPEN
1-Jul-2006 Saturday	GH-1 - Adult Contemporary
2-Jul-2006 Sunday	GH-1 - Adult Contemporary
3-Jul-2006 Monday	GH-1 - Adult Contemporary
4-Jul-2006 Tuesday	GH-1 - Adult Contemporary
5-Jul-2006 Wednesday	OPEN
6-Jul-2006 Thursday	OPEN
7-Jul-2006 Friday	GH-1 - Adult Contemporary
8-Jul-2006 Saturday	GH-1 - Adult Contemporary
9-Jul-2006 Sunday	OPEN
10-Jul-2006 Monday	OPEN
11-Jul-2006 Tuesday	OPEN
12-Jul-2006 Wednesday	OPEN
13-Jul-2006 Thursday	OPEN
14-Jul-2006 Friday	OPEN
15-Jul-2006 Saturday	OPEN
16-Jul-2006 Sunday	OPEN
17-Jul-2006 Monday	OPEN
18-Jul-2006 Tuesday	GH-1 - Country
19-Jul-2006 Wednesday	GH-1 - Country
20-Jul-2006 Thursday	GH-1 - Country
21-Jul-2006 Friday	GC - Sports
22-Jul-2006 Saturday	OPEN
23-Jul-2006 Sunday	OPEN
24-Jul-2006 Monday	OPEN
25-Jul-2006 Tuesday	GH-1 - Family
26-Jul-2006 Wednesday	GH-1 - Family
27-Jul-2006 Thursday	OPEN
28-Jul-2006 Friday	OPEN
29-Jul-2006 Saturday	OPEN
30-Jul-2006 Sunday	OPEN
31-Jul-2006 Monday	OPEN
1-Aug-2006 Tuesday	OPEN
2-Aug-2006 Wednesday	GH-1 - Rock
3-Aug-2006 Thursday	OPEN
4-Aug-2006 Friday	OPEN
5-Aug-2006 Saturday	OPEN
6-Aug-2006 Sunday	OPEN
7-Aug-2006 Monday	OPEN
8-Aug-2006 Tuesday	OPEN
9-Aug-2006 Wednesday	GH-1 - Family

10-Aug-2006 Thursday	
	GH-1 - Family
11-Aug-2006 Friday	
	GH-1 - Family
12-Aug-2006 Saturday	
	GH-1 - Family
13-Aug-2006 Sunday	
	GH-1 - Family
14-Aug-2006 Monday	
	GH-1 - Family
15-Aug-2006 Tuesday	
	GH-1 - Pop
16-Aug-2006 Wednesday	
	GH-1 - Pop
17-Aug-2006 Thursday	
	GH-1 - Family
18-Aug-2006 Friday	OPEN
19-Aug-2006 Saturday	OPEN
20-Aug-2006 Sunday	OPEN
21-Aug-2006 Monday	OPEN
22-Aug-2006 Tuesday	OPEN
23-Aug-2006 Wednesday	OPEN
24-Aug-2006 Thursday	
	GH-1 - Family
25-Aug-2006 Friday	
	GH-1 - Family
26-Aug-2006 Saturday	
	GH-1 - Family
27-Aug-2006 Sunday	
	GH-1 - Family
28-Aug-2006 Monday	OPEN
29-Aug-2006 Tuesday	OPEN
30-Aug-2006 Wednesday	OPEN
31-Aug-2006 Thursday	OPEN
1-Sep-2006 Friday	OPEN
2-Sep-2006 Saturday	OPEN
3-Sep-2006 Sunday	OPEN
4-Sep-2006 Monday	OPEN
	
5-Sep-2006 Tuesday	OPEN
6-Sep-2006 Wednesday	OPEN
7-Sep-2006 Thursday	OPEN
8-Sep-2006 Friday	OPEN
9-Sep-2006 Saturday	
	GH-1 - Country
10-Sep-2006 Sunday	
	GH-1 - Music Contest
11-Sep-2006 Monday	OPEN
12-Sep-2006 Tuesday	OPEN
13-Sep-2006 Wednesday	OPEN
14-Sep-2006 Thursday	
	GC - Convention
15-Sep-2006 Friday	
	GC - Conference
16-Sep-2006 Saturday	
	GC - Conference
17-Sep-2006 Sunday	OPEN
18-Sep-2006 Monday	OPEN
19-Sep-2006 Tuesday	OPEN
20-Sep-2006 Wednesday	OPEN

21-Sep-2006 Thursday	GH-1 - Rock
22-Sep-2006 Friday	GC - Family
23-Sep-2006 Saturday	GC - Family
24-Sep-2006 Sunday	GC - Family
25-Sep-2006 Monday	GH-1 - Family
26-Sep-2006 Tuesday	GH-1 - Family
27-Sep-2006 Wednesday	GH-1 - Family
28-Sep-2006 Thursday	GH-1 - Family
29-Sep-2006 Friday	GH-1 - Family
30-Sep-2006 Saturday	GH-1 - Family
1-Oct-2006 Sunday	GH-1 - Family
2-Oct-2006 Monday	OPEN
3-Oct-2006 Tuesday	OPEN
4-Oct-2006 Wednesday	OPEN
5-Oct-2006 Thursday	OPEN
6-Oct-2006 Friday	GH-2 - Country
7-Oct-2006 Saturday	BO - Sports GH-1 - Country
8-Oct-2006 Sunday	OPEN
9-Oct-2006 Monday	OPEN
10-Oct-2006 Tuesday	OPEN
11-Oct-2006 Wednesday	OPEN
12-Oct-2006 Thursday	OPEN
13-Oct-2006 Friday	OPEN
14-Oct-2006 Saturday	GH-1 - Sports
15-Oct-2006 Sunday	OPEN
16-Oct-2006 Monday	OPEN
17-Oct-2006 Tuesday	OPEN
18-Oct-2006 Wednesday	GH-1 - Sports
19-Oct-2006 Thursday	GC - Seminar
20-Oct-2006 Friday	GC - Seminar GH-1 - Sports
21-Oct-2006 Saturday	GH-1 - Sports GH-2 - Country GH-3 - Country
22-Oct-2006 Sunday	OPEN
23-Oct-2006 Monday	GH-1 - Alternative
24-Oct-2006 Tuesday	GH-1 - Sports
25-Oct-2006 Wednesday	

26-Oct-2006 Thursday	GH-1 - Alternative
27-Oct-2006 Friday	GH-1 - Sports
28-Oct-2006 Saturday	GH-2 - Convention GH-3 - Country
29-Oct-2006 Sunday	GH-2 - Convention GH-3 - Country
30-Oct-2006 Monday	OPEN
31-Oct-2006 Tuesday	GH-1 - Rock
1-Nov-2006 Wednesday	GH-1 - Sports
2-Nov-2006 Thursday	GH-1 - Rock
3-Nov-2006 Friday	GH-1 - Sports GH-2 - Rock
4-Nov-2006 Saturday	GH-1 - Sports
5-Nov-2006 Sunday	OPEN
6-Nov-2006 Monday	OPEN
7-Nov-2006 Tuesday	OPEN
8-Nov-2006 Wednesday	OPEN
9-Nov-2006 Thursday	OPEN
10-Nov-2006 Friday	GH-1 - Sports GH-2 - Country
11-Nov-2006 Saturday	GH-1 - Sports GH-2 - Country
12-Nov-2006 Sunday	OPEN
13-Nov-2006 Monday	OPEN
14-Nov-2006 Tuesday	GH-1 - Sports GH-2 - Rock
15-Nov-2006 Wednesday	GH-1 - Rock
16-Nov-2006 Thursday	GH-1 - Country GH-2 - Rock
17-Nov-2006 Friday	GH-1 - Sports GH-2 - Country GH-3 - Rock
18-Nov-2006 Saturday	GH-1 - Sports GH-2 - Country GH-3 - Rock
19-Nov-2006 Sunday	OPEN
20-Nov-2006 Monday	OPEN
21-Nov-2006 Tuesday	OPEN
22-Nov-2006 Wednesday	OPEN
23-Nov-2006 Thursday	OPEN
24-Nov-2006 Friday	GH-1 - Sports

	GH-2 - Sports
25-Nov-2006 Saturday	
	GH-1 - HOLIDAY
	GH-2 - Sports
26-Nov-2006 Sunday	
	GH-1 - Rock
27-Nov-2006 Monday	
	GH-1 - Rock
	GH-2 - Adult Contemporary
28-Nov-2006 Tuesday	
	GH-1 - Rock
	GH-2 - Adult Contemporary
29-Nov-2006 Wednesday	
	GH-1 - Rock
	GH-2 - Adult Contemporary
30-Nov-2006 Thursday	
	GH-1 - Rock
1-Dec-2006 Friday	
	GH-1 - Sports
	GH-2 - Rock
2-Dec-2006 Saturday	
	GH-1 - Sports
	GH-2 - Family
	GH-3 - Rock
	GH-4 - Adult Contemporary
3-Dec-2006 Sunday	
	GH-1 - Family
	GH-2 - Rock
	GH-3 - Adult Contemporary
4-Dec-2006 Monday	
	GH-1 - Family
	GH-2 - Rock
	GH-3 - Adult Contemporary
5-Dec-2006 Tuesday	
	GH-1 - Adult Contemporary
6-Dec-2006 Wednesday	
	GH-1 - Adult Contemporary
7-Dec-2006 Thursday	
	GH-1 - Country
	GH-2 - Rock
8-Dec-2006 Friday	
	GH-1 - Sports
	GH-2 - Country
	GH-3 - Rock
9-Dec-2006 Saturday	
	GC - Education
10-Dec-2006 Sunday	
	GH-2 - Rock
11-Dec-2006 Monday	
	GH-2 - Rock
12-Dec-2006 Tuesday	OPEN
13-Dec-2006 Wednesday	OPEN
14-Dec-2006 Thursday	OPEN
15-Dec-2006 Friday	
	GH-1 - Sports
16-Dec-2006 Saturday	
	GH-2 - Rock
17-Dec-2006 Sunday	
	GH-2 - Rock
18-Dec-2006 Monday	OPEN

19-Dec-2006 Tuesday	
	GH-1 - Family
20-Dec-2006 Wednesday	
	GH-1 - Family
21-Dec-2006 Thursday	
	GH-1 - Sports
	GH-2 - Family
22-Dec-2006 Friday	
	GH-1 - Sports
	GH-2 - Rock
	GH-3 - Family
23-Dec-2006 Saturday	
	GH-1 - Sports
	GH-2 - Rock
	GH-3 - Family
24-Dec-2006 Sunday	OPEN
25-Dec-2006 Monday	OPEN
26-Dec-2006 Tuesday	
	GH-1 - Sports
27-Dec-2006 Wednesday	
	GH-1 - Sports
28-Dec-2006 Thursday	
	GH-1 - Sports
29-Dec-2006 Friday	
	GH-1 - Sports
30-Dec-2006 Saturday	
	GH-1 - Sports
31-Dec-2006 Sunday	
	GH-1 - Sports
1-Jan-2007 Monday	OPEN
2-Jan-2007 Tuesday	OPEN
3-Jan-2007 Wednesday	
	GH-1 - Motorsports
4-Jan-2007 Thursday	
	GH-1 - Motorsports
5-Jan-2007 Friday	
	GH-1 - Motorsports
6-Jan-2007 Saturday	
	GH-1 - Motorsports
7-Jan-2007 Sunday	
	GH-1 - Motorsports
8-Jan-2007 Monday	
	GH-1 - Motorsports
9-Jan-2007 Tuesday	OPEN
10-Jan-2007 Wednesday	OPEN
11-Jan-2007 Thursday	
	GH-1 - Country
12-Jan-2007 Friday	
	GH-1 - Sports
13-Jan-2007 Saturday	
	GH-1 - Sports
14-Jan-2007 Sunday	OPEN
15-Jan-2007 Monday	OPEN
16-Jan-2007 Tuesday	OPEN
17-Jan-2007 Wednesday	OPEN
18-Jan-2007 Thursday	
	GH-1 - Country

19-Jan-2007 Friday	
	GH-1 - Sports
20-Jan-2007 Saturday	
	GH-1 - Sports
21-Jan-2007 Sunday	OPEN
22-Jan-2007 Monday	OPEN
23-Jan-2007 Tuesday	OPEN
24-Jan-2007 Wednesday	
	GH-1 - Sports
25-Jan-2007 Thursday	
	GH-1 - Family
26-Jan-2007 Friday	
	GH-1 - Family
27-Jan-2007 Saturday	
	GH-1 - Family
28-Jan-2007 Sunday	
	GH-1 - Family
29-Jan-2007 Monday	
	GH-1 - Family
30-Jan-2007 Tuesday	OPEN
31-Jan-2007 Wednesday	OPEN
1-Feb-2007 Thursday	OPEN
2-Feb-2007 Friday	
	GH-1 - Sports
	GH-2 - Alternative
3-Feb-2007 Saturday	
	GH-1 - Sports
	GH-2 - Alternative
4-Feb-2007 Sunday	
	GH-1 - Alternative
5-Feb-2007 Monday	OPEN
6-Feb-2007 Tuesday	OPEN
7-Feb-2007 Wednesday	
	GH-1 - Sports
8-Feb-2007 Thursday	
	GH-1 - Family
9-Feb-2007 Friday	
	GH-1 - Family
	GH-2 - Alternative
10-Feb-2007 Saturday	
	GH-1 - Family
	GH-2 - Alternative
11-Feb-2007 Sunday	
	GH-1 - Family
	GH-2 - Alternative
12-Feb-2007 Monday	
	GH-1 - Family
13-Feb-2007 Tuesday	OPEN
14-Feb-2007 Wednesday	OPEN
15-Feb-2007 Thursday	
	GH-1 - Country
16-Feb-2007 Friday	
	GH-1 - Sports
	GH-2 - Alternative
17-Feb-2007 Saturday	
	GH-1 - Family
	GH-2 - Sports
	GH-3 - Alternative
18-Feb-2007 Sunday	

	GH-1 - Family
	GH-2 - Alternative
19-Feb-2007 Monday	OPEN
20-Feb-2007 Tuesday	OPEN
21-Feb-2007 Wednesday	
	GH-1 - Sports
22-Feb-2007 Thursday	
	GH-1 - Country
23-Feb-2007 Friday	
	GH-1 - Sports
	GH-2 - Alternative
24-Feb-2007 Saturday	
	GH-1 - Sports
	GH-2 - Alternative
25-Feb-2007 Sunday	
	GH-1 - Sports
	GH-2 - Alternative
26-Feb-2007 Monday	
	GH-1 - Family
27-Feb-2007 Tuesday	
	GH-1 - Family
28-Feb-2007 Wednesday	
	GH-1 - Family
1-Mar-2007 Thursday	
	GH-1 - Family
2-Mar-2007 Friday	
	GH-1 - Family
	GH-2 - Alternative
3-Mar-2007 Saturday	
	GH-1 - Family
	GH-2 - Alternative
4-Mar-2007 Sunday	
	GH-1 - Family
	GH-2 - Alternative
5-Mar-2007 Monday	OPEN
6-Mar-2007 Tuesday	OPEN
7-Mar-2007 Wednesday	OPEN
8-Mar-2007 Thursday	
	GH-1 - Family
	GH-2 - Sports
9-Mar-2007 Friday	
	GH-1 - Family
	GH-2 - Alternative
10-Mar-2007 Saturday	
	GH-1 - Family
	GH-2 - Family
	GH-3 - Alternative
11-Mar-2007 Sunday	
	GH-1 - Family
	GH-2 - Alternative
12-Mar-2007 Monday	OPEN
13-Mar-2007 Tuesday	OPEN
14-Mar-2007 Wednesday	
	GH-1 - Sports
15-Mar-2007 Thursday	OPEN
16-Mar-2007 Friday	
	GH-1 - Sports
	GH-2 - Alternative

17-Mar-2007 Saturday



GH-1 - Sports

GH-2 - Alternative

18-Mar-2007 Sunday

GH-1 - Family

GH-2 - Alternative

19-Mar-2007 Monday

OPEN

20-Mar-2007 Tuesday

OPEN

21-Mar-2007 Wednesday

GC - Sport

22-Mar-2007 Thursday

GC - Sport

23-Mar-2007 Friday

GC - Sport

24-Mar-2007 Saturday

GC - Sport

25-Mar-2007 Sunday

GC - Sport

26-Mar-2007 Monday

OPEN

27-Mar-2007 Tuesday

OPEN

28-Mar-2007 Wednesday

OPEN

29-Mar-2007 Thursday

GH-1 - Sports

GH-2 - Family

30-Mar-2007 Friday

GH-1 - Sports

GH-2 - Alternative

GH-3 - Adult Contemporary

31-Mar-2007 Saturday

GH-1 - Sports

GH-2 - Alternative

GH-3 - Adult Contemporary

1-Apr-2007 Sunday



GH-1 - Alternative

2-Apr-2007 Monday

OPEN

3-Apr-2007 Tuesday

OPEN

4-Apr-2007 Wednesday

GH-1 - Adult Contemporary

5-Apr-2007 Thursday

OPEN

6-Apr-2007 Friday

GH-1 - Sports

7-Apr-2007 Saturday

GH-1 - Sports

8-Apr-2007 Sunday

OPEN



9-Apr-2007 Monday

OPEN

10-Apr-2007 Tuesday

OPEN

11-Apr-2007 Wednesday

OPEN

12-Apr-2007 Thursday

OPEN

13-Apr-2007 Friday

GH-1 - Sports

14-Apr-2007 Saturday

GH-1 - Sports

15-Apr-2007 Sunday

OPEN

16-Apr-2007 Monday

OPEN

17-Apr-2007 Tuesday

OPEN

18-Apr-2007 Wednesday

OPEN

19-Apr-2007 Thursday

OPEN

20-Apr-2007 Friday

OPEN

21-Apr-2007 Saturday

OPEN

22-Apr-2007 Sunday	OPEN
23-Apr-2007 Monday	OPEN
24-Apr-2007 Tuesday	OPEN
25-Apr-2007 Wednesday	OPEN
26-Apr-2007 Thursday	OPEN
27-Apr-2007 Friday	OPEN
28-Apr-2007 Saturday	
GC - Education	
29-Apr-2007 Sunday	OPEN
30-Apr-2007 Monday	OPEN
1-May-2007 Tuesday	OPEN
2-May-2007 Wednesday	OPEN
3-May-2007 Thursday	OPEN
4-May-2007 Friday	OPEN
5-May-2007 Saturday	OPEN
6-May-2007 Sunday	OPEN
7-May-2007 Monday	OPEN
8-May-2007 Tuesday	OPEN
9-May-2007 Wednesday	OPEN
10-May-2007 Thursday	OPEN
11-May-2007 Friday	OPEN
12-May-2007 Saturday	OPEN
13-May-2007 Sunday	OPEN
14-May-2007 Monday	OPEN
15-May-2007 Tuesday	OPEN
16-May-2007 Wednesday	OPEN
17-May-2007 Thursday	OPEN
18-May-2007 Friday	OPEN
19-May-2007 Saturday	OPEN
20-May-2007 Sunday	OPEN
21-May-2007 Monday	OPEN
22-May-2007 Tuesday	OPEN
23-May-2007 Wednesday	OPEN
24-May-2007 Thursday	OPEN
25-May-2007 Friday	OPEN
26-May-2007 Saturday	OPEN
27-May-2007 Sunday	OPEN
28-May-2007 Monday	OPEN
29-May-2007 Tuesday	OPEN
30-May-2007 Wednesday	OPEN
31-May-2007 Thursday	OPEN

Color legend

Black Out (BO)

Granted Contract (confirmed) (GC)

Requested Contract (RC)

Granted Hold (GH)

Granted Hold 1 (first hold) (GH-1)

Granted Hold 2 (second hold) (GH-2)

Granted Hold 3 (third hold) (GH-3)

Granted Hold 4 (fourth hold) (GH-4)

Granted Hold 5 (fifth hold) (GH-5)

Granted Hold 6 (sixth hold) (GH-6)

Granted Hold 7 (seventh hold) (GH-7)

Granted Hold 8 (eighth hold) (GH-8)

Granted Hold 9 (ninth hold) (GH-9)

Granted Hold 10 (tenth hold) (GH-10)

Requested Hold (RH)
Dropped Black Out (DBO)
Denied Contract (Cancelled) (DC)
Denied Hold (Cancelled) (DH)
----- (--)
Cancelled Private Event (DPV)

DEVOSPLACE

WEEKLY - 2006

DATE	EVENT	ROOM	TIME	FUNCTION	EC	OPERATIONS/CONSTRUCTION
TUES. APRIL 18	SYSO FOOD SHOW	EH B-C G A-B G C-D G E-F	8:00AM-12:00PM 12:00PM-7:00PM 8:00AM-7:00PM	ADDITIONAL MOVE-IN SHOW HOURS VENDOR ROOM POSSIBLE MEETINGS MARKETING ASSOCIATES ROOM	MJ	Estimated Attendance: 4000
	ADVANTAGE BENEFITS	MON A-D	6:00AM 7:00AM 8:00AM 8:00AM-8:30AM 8:30AM-11:00AM 11:30AM	PRODUCTION LOAD-IN CLIENT ARRIVES ATTENDEES ARRIVE BREAKFAST PROGRAM/SPEAKER GUEST DEPART LOAD-OUT	AF	Estimated Attendance: 250
	BDO SEIDMAN	RO A-B O G-H RO A-B O G-H	7:30AM-8:30AM 8:30AM-10:15AM 9:00AM-11:45AM 12:00PM-1:30PM 11:45AM-5:00PM	BREAKFAST SESSION SESSIONS LUNCH SESSION	AF	Estimated Attendance: 90
	GRAND RAPIDS CHAMBER OF COMMERCE	BOARDROOM	8:00AM-11:00AM	MEETING	TJ	Estimated Attendance: 40
WED. APRIL 19	GR SYMPHONY- CLASSICAL IX WAR AND PEACE	DV/LYON DOCK DV	8:00AM-1:00PM 3:30PM-6:00PM 7:30PM-10:00PM	MOVE IN REHEARSAL (C9) REHEARSAL (C9)	AK	
	SYSO FOOD SHOW	EH B-C G E-F G C-D EH B-C	7:00AM 9:00AM-3:00PM 8:00AM-3:00PM 10:00AM 1:00PM 3:00PM-7:00PM 4:00PM	EXHIBITORS ALLOWED HALL SHOW HOURS MKTG ASSOCIATES ROOM SESSION SESSION MOVE-OUT FOOD BANK ARRIVES TO PICK UP EXCESS FOOD	MJ	Estimated Attendance: 250
	BDO SEIDMAN	O E-F O G-H O E-F	7:30AM-8:30AM 7:30AM-10:15AM 10:15AM-10:30AM 10:30AM-12:00PM 12:00PM-1:00PM 1:00PM-2:30PM 2:30PM-2:45PM 2:45PM-1:15PM 4:15PM-6:00PM	BREAKFAST SESSION BREAK SESSIONS LUNCH SESSION BREAK SESSION BDO FUN NIGHT	AF	Estimated Attendance: 90
	GR MEDICAL EDUCATION & RESEARCH CENTER	R. O. PRE-FUNCTION BOARDROOM R. O. PRE-FUNCTION	6:30AM 7:30AM-8:00AM 8:00AM 8:30AM-9:00AM	CLIENT ARRIVES EARLY REGISTRATION PRE-CONFERENCE SPEAKER REGISTRATION	RC	Estimated Attendance: 400

G A-F = Grand Gallery Meeting Rooms A-F
O A-H = Overlook Meeting Rooms A-H
GG = Grand Gallery Area
RO A-F = River Overlook A-F
MON A-D= Monroe Meeting Rooms

EH A-C = Exhibit Halls A-C
DV = DeVos Performance Hall
BALL A-D = Ballroom A-D

DEVOSPLACE

WEEKLY - 2006

		RIVER OVERLOOK (A-F) BALLROOM C-D RIVER OVERLOOK (A-F) RIVER OVERLOOK (E & F)	9:00AM-11:45AM 12:00PM-1:00PM 1:15PM-3:00PM 3:00PM-4:00PM	SESSIONS - BREAK LUNCH - KEYNOTE SPEAKER SESSIONS - BREAK AFTERNOON PRESENTATION - AWARDS		
	RENTAL ESTATE INVESTORS OF MICHIGAN	G A	5:00PM 5:45PM 6:00PM-6:30PM 6:30PM-6:40PM 6:40PM-8:00PM 8:00PM	CLIENT ARRIVAL ATTENDEE ARRIVAL NETWORKING ANNOUNCEMENTS DISCUSSION GROUPS GUESTS DEPART	RC	Estimates Attendance: 50
	KELLOGG	O A-B	8:00AM-11:30AM 11:30AM-12:00PM 12:00PM-4:30PM	MEETING LUNCH MEETING	TJ	Estimated Attendance: 240
THURS. APRIL 20	GR SYMPHONY- CLASSICAL IX WAR AND PEACE	DV	TBD 3:30PM-6:00PM 7:30PM-10:00PM	MIC HANG REHEARSAL (GILMORE) REHEARSAL (C9)	AK	
	BDO SEIDMAN	MON A-D	6:30AM-5:30PM 7:30AM-8:30AM 12:00PM-1:00PM	SESSIONS BREAKFAST LUNCH	AF	Estimated Attendance: 90
	2006 EMS EXPO	MICHIGAN STREET EH C	6:30AM-7:00AM 1:00PM-5:00PM	HELICOPTER LANDING LOAD IN	AF	
	REFORMED BIBLE COLLEGE DINNER	BALL A-B	8:00AM 1:00PM 1:00PM 6:00PM-7:00PM 6:30PM-7:00PM 7:00PM 7:05PM 9:00PM-9:30PM	IA SETUP CLIENT ARRIVE/FLORAL DEL. PIANO TUNING VIP RECEPTION PUNCHBOWL PROGRAM STARTS DINNER DONATION COLLECTION	MJ	Estimated Attendance: 1000
	SPECTRUM HEALTH	BALL C	8:30PM-10:30AM 10:30AM-11:00AM 11:00AM-12:00PM 12:00PM-1:00PM 1:00PM-4:00PM 4:00PM-5:00PM	VENDOR SET UP REGISTRATION SESSION/EXHIBITS LUNCH SESSION/EXHIBITS MOVE OUT	TJ	Estimated Attendance: 240
	KELLOGG	O A-B	8:00AM-11:30AM 11:30AM-12:00AM 12:00PM-4:00PM	MEETING LUNCH MEETING	TJ	Estimated Attendance: 240
	LARRY THE CABLE GUY	SCENE SHOP	TBD	FURNITURE DELIVERY- COLORTYME	AK	
FRI. APRIL 21	GR SYMPHONY- CLASSICAL IX- WAR AND PEACE	DV RECITAL HALL DV	6:30PM 6:45PM 7:00PM-7:30PM 7:30PM	OUTSIDE DOORS OPEN LOBBY OPEN FOR UPBEAT UPBEAT SEATING OPEN	AK	

G A-F = Grand Gallery Meeting Rooms A-F
O A-H = Overlook Meeting Rooms A-H
GG = Grand Gallery Area
RO A-F = River Overlook A-F
MON A-D = Monroe Meeting Rooms

EH A-C = Exhibit Halls A-C
DV = DeVos Performance Hall
BALL A-D = Ballroom A-D

DEVOSPLACE

WEEKLY - 2006

		ORCHESTRA SEATING	8:00PM-10:00PM 10:10PM-10:40PM	PERFORMANCE TALK-BACK		Box Office (as of 4/17): 1406
	2006 EMS EXPO	G E-F EH C GRAND GALLERY BALL C-D G A-D, O A-E G E-F EH C	8:00AM-12:30PM 11:00AM-7:30PM 12:00PM-5:00PM 1:00PM-2:15PM 2:15PM-6:00PM 2:15PM-8:00PM 5:30PM-7:30PM	SESSIONS EXHIBITS OPEN BLOOD DRIVE KEYNOTE SPEAKER SESSIONS SESSIONS DINNER	AF	Estimated Attendance: 1500
	DR. STEVEN SHERBEL MEETING	MON A-D	8:00PM	CLIENT PRE-MOVE IN	MJ	
SAT. APRIL 22	GR SYMPHONY- CLASSICAL IX- WAR AND PEACE	DV	6:30PM 6:45PM 7:00PM-7:30PM 7:30PM	OUTSIDE DOORS OPEN LOBBY OPEN FOR UPBEAT UPBEAT SEATING OPEN PERFORMANCE TALK-BACK MOVE OUT	AK	Box Office (as of 4/17): 1068
	2006 EMS EXPO	G B-D, O A-H G A, E-F, RO F RO A-E EH C	8:00AM-11:45AM 8:00AM-1:00PM 9:15AM-11:30AM 10:00AM-1:00PM 1:00PM-5:00PM	SESSIONS SESSIONS EXHIBITS OPEN LOAD OUT	AF	Estimated Attendance: 1500
	TEAM REGIONAL MEETING	EH A	7:00AM-12:00PM 9:00AM-3:00PM 2:30PM 3:00PM-4:00PM 3:30PM-8:30PM 2:30PM-11:30PM 5:00PM-7:00PM 8:00PM-11:30PM 11:30PM-2:00AM	PRODUCTION LOAD-IN CLIENT LOAD-IN-6 PPL DOORS TO EH A SESSION TOOL (MERCH) AREA OPEN NURSING MOTHERS SESSION SESSION PRODUCTION LOAD-OUT	RC	Estimated Attendance: 2500
		MON A-D BOARDROOM	7:30AM 8:30AM-6:00PM 12:30PM-1:15PM	CLIENT ARRIVAL MEETINGS LUNCH	MJ	Estimated Attendance: 25
SUN. APRIL 23	LARRY THE CABLE GUY	DV/LYON DOCK DV	10:00AM/11:00AM 12:00PM-3:00PM 3:00PM 3:30PM 4:00PM 4:30PM 5:00PM-7:00PM 7:00PM 7:30PM 8:00PM-10:00PM 10:00PM-12:00AM	BUSSES ARRIVE/PARK DOCK MOVE IN SOUND CHECK OUTSIDE DOORS DOOR LOBBY OPEN SEATING OPEN SHOW #1 LOBBY OPEN SEATING OPEN SHOW #2 MOVE OUT	AK	Box Office (as of 4/17): 2148 Box Office (as of 4/17): 2057

G A-F = Grand Gallery Meeting Rooms A-F
O A-H = Overlook Meeting Rooms A-H
GG = Grand Gallery Area
RO A-F = River Overlook A-F
MON A-D = Monroe Meeting Rooms

EH A-C = Exhibit Halls A-C
DV = DeVos Performance Hall
BALL A-D = Ballroom A-D

DEVOSPLACE WEEKLY - 2006

	DR. STEVEN SHERBEL MEETING	MON A-D BOARDROOM	8:00AM 8:30AM-5:30PM 12:30PM-1:15PM	CLIENT ARRIVAL MEETINGS LUNCH	MJ	Estimated Attendance: 25
	MICHIGAN HEALTH AND HOSPITAL ASSOCIATION	BALL C-D G E-F G A-D	9:00AM-5:00PM	BLUEWATER/IA & SOME CLIENT SET UP	TJ	
	2006 EMS EXPO	MICHIGAN STREET	7:00AM-8:00AM	HELICOPTER TAKE OFF	AF	
MON. APRIL 24	MICHIGAN HEALTH AND HOSPITAL ASSOCIATION	BALL C-D, G E-F BALL PRE-FUNCT BALL C-D, G E-F G A-D BALL C-D, G E-F BALL PRE-FUNCT BALL C-D, G E-F BALL PRE-FUNCT	7:30AM-8:15AM 8:15AM-10:30AM 10:30AM-11:00AM 11:00AM-12:00PM 12:00PM-1:00PM 1:00PM-3:15PM 3:15PM-3:45PM 3:45PM-5:00PM 5:00PM-6:00PM	REGISTRATION/BREAKFAST SESSION BREAK/POSTER VIEWING OPENING PLENARY LUNCH/POSTER VIEWING SESSIONS BREAK/POSTER VIEWING SESSIONS NETWORKING RECEPTION POSTER VIEWING	TJ	Estimated Attendance: 240
	SMITH, HAUGHEY, RICE & ROEGGE	BOARDROOM	8:30AM 9:00AM-1:30PM 1:30PM-3:30PM 3:30PM-3:45PM 3:45PM-4:30PM	CLIENT ARRIVAL MEETING BREAK MEETING GUESTS DEPART	AF	Estimated Attendance: 25
TUES. APRIL 25	2006 MSBO ANNUAL CONVENTION	EH B-C EH Pre-funct	8:00AM-8:00PM	SET UP REGISTRATION	RC	
	MICHIGAN HEALTH AND HOSPITAL ASSOCIATION	BALL PRE-FUNCT BALL C-D, G E-F BALL PRE-FUNCT BALL C-D, G E-F ALL AREAS DV	7:30AM-8:00AM 8:00AM-10:00AM 10:00AM-10:30AM 10:30AM-12:00PM 12:00PM-2:00PM TBD	BREAKFAST/POSTER VIEW SESSIONS BREAK/POSTER VIEWING SESSIONS MOVE OUT LIGHTING PRE-HANG	TJ	Estimated Attendance: 240
	BTG GALA				AK	
WED. APRIL 26	2006 MSBO ANNUAL CONVENTION	EH B-C EH Pre-funct BALL B-D	8:00AM-8:00PM	EXHIBIT REGISTRATION LUNCH	RC	Estimated Attendance: 1500
	MICHIGAN SHRM GROUP	SKYWALK OFFICE DV/LYON DOCK	3:00PM-5:00PM	MEETING		
	BTG GALA	DV STAGE LOBBIES DV RECITAL HALL DV	8:00AM-1:00PM 9:00AM 5:30PM 6:00PM-7:30PM 7:00PM-8:15PM 8:10PM 8:30PM-9:30PM 9:45PM-10:30PM 10:00PM-12:00AM	MOVE IN CLIENT ARRIVAL OUTSIDE DOORS OPEN/REG. BACKSTAGE TOUR/RECP DINNER SEATING OPEN PERFORMANCE MEET AND GREET MOVE OUT	AK	Box Office (as of 4/17): 184

G A-F = Grand Gallery Meeting Rooms A-F
O A-H = Overlook Meeting Rooms A-H
GG = Grand Gallery Area
RO A-F = River Overlook A-F
MON A-D= Monroe Meeting Rooms

EH A-C = Exhibit Halls A-C
DV = DeVos Performance Hall
BALL A-D = Ballroom A-D

DEVOPLAGE

WEEKLY - 2006

THURS. APRIL 27	2006 MSBO ANNUAL CONVENTION	EH B-C EH Pre-funct DV	8:00AM-8:00PM	EXHIBIT REGISTRATION	RC	Estimated Attendance: 1500
	GR BALLET- BELA FLECK		8:00AM-1:00PM 2:00PM 3:00PM-6:00PM 7:30PM-10:00PM	MOVE IN SOUND CHECK REHEARSAL REHEARSAL	AK	
	GVSU EDUCATION CONVOCATION	BALL A-D	4:30PM 5:30PM 6:30PM 7:00PM-9:00PM 8:30PM-10:30PM	STUDENTS ARRIVE PARENTS ARRIVE DOORS OPEN COMMENCEMENT RECEPTION	AF	Estimated Attendance: 3000
		BOARDROOM				
FRI. APRIL 28	2006 MSBO ANNUAL CONVENTION	EH B-C EH Pre-funct O A-H DV	8:00AM-12:00PM	TEAR DOWN REGISTRATION MEETINGS	RC	Estimated Attendance: 1500
	GR BALLET- BELA FLECK		8:00AM-12:00PM 1:00PM-4:30PM 7:30PM-9:30PM	MOVE IN CONT. REHEARSAL PERFORMANCE	AK	
	THE WILD BLACK-N-BLUE BALL	BALL C BALL PRE-FUNC BALL A-B BALL C	8:00AM 12:00PM 6:30PM-8:15PM 8:30PM-9:30PM 9:30PM-11:00PM 10:30PM 10:30PM-1:00AM	LA SETUP VOLUNTEER LUNCH COCKTAILS/SILENT AUCTION DINNER PROGRAM CHECKOUT DANCING	MJ	Box Office (as of 4/17): 1492 Estimated Attendance: 700
	WHITNEY EDUCATION GROUP	MON A-D	7:00AM-7:00PM	MEETING		
SAT. APRIL 29	GR OPERA- LA TRAVIATA	DV/LYON DOCK RECITAL HALL BALL A-D	8:00AM-8:00PM 1:00PM-4:00PM	MOVE IN SYMPHONY REHEARSAL BANQUET	AK	
	BLODGETT / BUTTERWORTH FOUNDATION GALA				AF	
	EDIFT SEMINAR	O A-C	6:00AM-11:59PM	MEETING	AF	
	SPECTRUM HEALTH RECEPTION	RO A-B		RECEPTION	AF	
	WHITNEY EDUCATION GROUP	MON A-D	7:00AM-7:00PM	MEETING	RC	
SUN. APRIL 30	GR OPERA- LA TRAVIATA	DV	8:00AM-5:00PM 7:30PM-11:30PM	MOVE IN CONT. REHEARSAL	AK	
	EDIFT SEMINAR	O A-C	8:00AM-6:00PM	MEETING	AF	
	WHITNEY EDUCATION GROUP	MON A-D	7:00AM-7:00PM	MEETING	RC	
MON. MAY 1	GR OPERA- LA TRAVIATA	DV	8:00AM-6:00PM 7:30PM-11:30PM 11:30PM-12:15AM	LIGHT FOCUS/CUES REHEARSAL REHEARSAL NOTES	AK	
	MI HOMELAND SECURITY TRAINING	BALL A-D EH A-B	11:00AM-10:00PM 8:00AM-11:59PM	SETUP SETUP	AF	
	WARNER, NORCROSS & JUDD 75 TH	G A-D	8:00AM-3:00PM	BANQUET	MJ	

G A-F = Grand Gallery Meeting Rooms A-F
O A-H = Overlook Meeting Rooms A-H
GG = Grand Gallery Area
RO A-F = River Overlook A-F
MON A-D= Monroe Meeting Rooms

EH A-C = Exhibit Halls A-C
DV = DeVos Performance Hall
BALL A-D = Ballroom A-D

DEVOSPLACE

WEEKLY - 2006

	ANNIVERSARY						
TUES. MAY 2	GR OPERA- LA TRAVIATA	DV	8:00AM-6:00PM 7:30PM-10:30PM 10:30PM-11:30PM	LIGHT FOCUS/CUES REHEARSAL REHEARSAL NOTES	AK		
	MI HOMELAND SECURITY TRAINING	EH AB EH C BALLA-D	9:00AM-9:00PM 8:00AM-11:59PM 12:00PM-5:30PM 8:00AM-11:59PM	EXHIBIT GENERAL SESSION GENERAL SESSION REGISTRATION	AF		
	INFORUM WEST MICHIGAN	G A-F O G-H		MEETING RECEPTION	AF		
WED. MAY 3	GR OPERA- LA TRAVIATA	DV	8:00AM-6:00PM 7:30PM-10:30PM 10:30PM-11:30PM	LIGHT FOCUS/CUES OPEN REHEARSAL REHEARSAL NOTES	AK		
	MI HOMELAND SECURITY TRAINING	G A-F EH B EH C BALL A-D EH C EH A	8:00AM-5:00PM 8:00AM-11:59PM 8:00AM-11:59PM 8:00AM-11:59PM 8:00AM-11:59PM 8:00AM-11:59PM	BREAKOUT ROOM REGISTRATION BREAKOUT ROOM BREAKOUT ROOM GENERAL SESSION EXHIBIT BREAKOUT ROOM	AF		
THURS. MAY 4	GR OPERA- LA TRAVIATA	DV	8:00AM-12:00PM 8:00AM-12:00PM 8:00AM-3:00PM 12:00PM-3:00PM	DARK GENERAL SESSION GENERAL SESSION EXHIBIT REGISTRATION TEARDOWN	AK AF		
FRI. MAY 5	GR OPERA- LA TRAVIATA	DV	6:30PM-7:00PM 7:30PM-10:30PM	PRE OPERA TALK PERFORMANCE	AK	Box Office (as of 4/17): 999	
	2006 SWEET ADELINES REGION 3 COMPETITION	RO E-F BALL A-B Pre-Funct	8:00AM-5:00PM 8:00AM-8:00PM 8:00AM-8:00PM	OFFICE PERFORMANCE REGISTRATION	RC		
SAT. MAY 6	GR OPERA- LA TRAVIATA	DV	6:30PM-7:00PM 7:30PM-10:30PM 10:30PM-3:30AM	PRE OPERA TALK PERFORMANCE MOVE OUT	AK	Box Office (as of 4/17): 960	
	2006 SWEET ADELINES REGION 3 COMPETITION	RO E-F BALL A-B Pre-Funct	8:00AM-5:00PM 8:00AM-5:00PM 8:00AM-5:00PM	OFFICE PERFORMANCE REGISTRATION	RC		
	2006 SWEET ADELINES REGION 3 COMPETITION	O G-H		MEALS	RC		
	QUXTAR- SPRING RECOGNITION BANQUET	BALL C-D	8:00AM-10:00PM	BANQUET	MJ		

G A-F = Grand Gallery Meeting Rooms A-F
 O A-H = Overlook Meeting Rooms A-H
 GG = Grand Gallery Area
 RO A-F = River Overlook A-F
 MON A-D= Monroe Meeting Rooms

EH A-C = Exhibit Halls A-C
 DV = DeVos Performance Hall
 BALL A-D = Ballroom A-D

DEVOSPLACE

WEEKLY - 2006

SUN. MAY 7	GR SYMPHONY- YOUTH SYMPHONY	DV	9:00AM-12:00PM 1:00PM-2:40PM 3:00PM-5:00PM 5:00PM-7:00PM 8:00AM-5:00PM	MOVE IN REHEARSAL PERFORMANCE MOVE OUT LUNCH	AK	Box Office (as of 4/17): 1000
MON. MAY 8	ECONOMIC CLUB LUNCHEON	BALL A			MJ	
TUES. MAY 9	GR SYMPHONY-ACCESS CONCERT	EH A	9:00AM-1:00PM 3:30PM-6:00PM	MOVE IN REHEARSAL	AK	
	GRSO POPS VI	RECITAL HALL		REHEARSAL	AK	
	STUDENT ADVANCEMENT FOUNDATION	BALL A-D Pre-Func BALL A-D	8:00AM -5:00PM 5:00PM -6:00PM 6:00PM -10:00PM	SETUP RECEPTION DINNER	AF	
	TOYOTA MOTOR SALES USA	G E-F G C-D	6:00AM-5:00PM 6:00AM-5:00PM	EXHIBIT MEETING	AF	
WED. MAY 10	GR SYMPHONY-ACCESS CONCERT	EH A	8:30AM 10:30AM-12:15PM 12:00PM-4:00PM	VOLUNTEER TRAINING PERFORMANCE MOVE OUT PERFORMANCE	AK	Box Office (as of 4/17): 576
	CONFESSIONS	DV				
THURS. MAY 11	GR SYMPHONY- POPS VI STARS OF THE SYMPHONY	DV	8:00AM-12:00PM 1:00PM-5:00PM 7:00PM-10:00PM 8:00AM -5:00PM	MOVE IN AUDITIONS OPEN REHEARSAL SET UP	AK	
	EXCELLENCE IN BUSINESS DINNER- DAVENPORT UNIVERSITY	BALL A-B			AF	
	HABITAT FOR HUMANITY OF KENT COUNTY	BALL C-D	8:00AM-10:00PM	BANQUET	MJ	
FRI. MAY 12	GR SYMPHONY- POPS VI- STARS OF THE SYMPHONY SPRING FLING FASHION SHOW	DV	9:00AM-5:00PM 8:00PM-10:00PM 10:00AM -5:00PM	AUDITIONS PERFORMANCE SET UP SET UP	AK	Box Office (as of 4/17): 1657
	EXCELLENCE IN BUSINESS DINNER- DAVENPORT UNIVERSITY	BALL A-B RO A-B, F BOARDROOM	7:00PM -11:00PM 5:00PM -7:00PM 5:00PM -7:00PM	DINNER RECEPTION RECEPTION	AF	
	CITY OF GRAND RAPIDS	RO F		MEETING	RC	
	5/3 RIVER BANK RUN	EH A	8:00AM-2:00PM 2:00PM-11:59PM	SET UP EXHIBIT	AF	
SAT. MAY 13	GR SYMPHONY- POPS VI- STARS OF THE SYMPHONY SPRING FLING FASHION SHOW	DV	9:00AM-5:00PM 8:00PM-10:00PM 8:00AM -12:00PM	AUDITIONS PERFORMANCE BREAKFAST/SHOW	AK	Box Office (as of 4/17): 1460
	WYOMING PARK HS PROM	BALL A		PROM	RC	

G A-F = Grand Gallery Meeting Rooms A-F
O A-H = Overlook Meeting Rooms A-H
GG = Grand Gallery Area
RO A-F = River Overlook A-F
MON A-D= Monroe Meeting Rooms

EH A-C = Exhibit Halls A-C
DV = DeVos Performance Hall
BALL A-D = Ballroom A-D

DEVOSPLACE

WEEKLY - 2006

	JENISON HS PROM 5/3 RIVER BANK RUN	BALL B EH A	8:00AM-12:00PM	PROM REGISTRATION	RC	
SUN. MAY 14	GR SYMPHONY - POPS VI- STARS OF THE SYMPHONY	DV	3:00PM-5:00PM	PERFORMANCE	AK	Box Office (as of 4/17): 1437
MON. MAY 15	MI SUPREME COURT ANNUAL JUDICIAL CONFERENCE	BALL A	8:00AM-5:00PM	MEETING	MJ	
	MICHIGAN FUNERAL DIRECTORS ASSOCIATION	BALL A, B, D BALL A-B Pre-Funct	5:00PM-11:59PM 5:00PM-11:59PM	SET UP SET UP	RC	
	GR AREA CHAMBER OF COMMERCE BUSINESS SHOWCASE	EH B-C		SET UP		

G A-F = Grand Gallery Meeting Rooms A-F
O A-H = Overlook Meeting Rooms A-H
GG = Grand Gallery Area
RO A-F = River Overlook A-F
MON A-D= Monroe Meeting Rooms

EH A-C = Exhibit Halls A-C
DV = DeVos Performance Hall
BALL A-D = Ballroom A-D