

Meeting of Board of Directors

* Friday, December 9, 2005 *

* 8:30 a.m. – 9:30 a.m. *

Kent County Board Room, 3rd Floor
Grand Rapids, Michigan 49503

A G E N D A

I. Call to Order

II. Approval of October 26, 2005 Minutes

Action

III. Committee Reports

a. Operations Committee

- i. DeVos Performance Hall Premium Seat Program
- ii. CVB Update

Action
Information

b. Finance Committee

- i. Approval of SMG October 2005 Financial Statements - DeVos Place® and Van Andel Arena®
- ii. Approval of CAA October 2005 Financial Statements and Disbursements

Action
Action

IV. Resolution Authorizing the Chairman to Send Notice of Termination of Management Agreement to SMG by December 31, 2005

Action

V. Resolution Consenting to the Sublease of Certain Retail Space at the Van Andel Arena® by West Michigan Hockey, Inc. to Perfect Game, Inc.

Action

VI. SMG Report and Facilities Calendars

Information

VII. Public Comment

VIII. Next Meeting Date – Wednesday, January 25, 2006

IX. Adjournment

Note Meeting Date & Time

DEVOS PLACE

DeVos Place®
303 Monroe Ave. NW
Grand Rapids, MI 49503-2233
616.742.6500
Fax 616.742.6590



Van Andel Arena®
130 Fulton West
Grand Rapids, MI 49503-2601
616.742.6600
Fax 616.742.6197

**MINUTES OF THE GRAND RAPIDS-KENT COUNTY
CONVENTION/ARENA AUTHORITY
BOARD OF DIRECTORS MEETING
Wednesday, October 26, 2005**

I. Call to Order

Chairman Steve Heacock called the meeting to order at 8:00 a.m. Chairman Heacock presided and Susan Waddell recorded in the absence of Birgit Klohs. Mr. Heacock revised the order of the agenda to include presentations from Dale Sommers and Mary Ellen Rogers.

Attendance

Members Present: Steve Heacock, Chairman
Lew Chamberlin
George Heartwell
Gary McInerney
Joseph Tomaselli

Members Absent: Clif Charles
Birgit Klohs

Staff/Others:	Henri Boucher	ShowSpan
	Nancy Brian	Broadway Theater Guild
	David Czurak	<i>Grand Rapids Business Journal</i>
	Jim Day	Kent County
	Daryl Delabbio	Kent County
	Brian Dykema	Interested Citizen
	George Helmstead	CVB
	Kurt Kimball	City of Grand Rapids
	Chris Knappe	<i>The Grand Rapids Press</i>
	Jack Lane	Broadway Theater Guild
	Chris Machuta	SMG
	Rich MacKeigan	SMG
	Steve Miller	SMG
	Mary Ellen Rogers	Deloitte & Touche, LLP
	Dale Sommers	CAA Owner's Representative
	Greg Sundstrom	City of Grand Rapids
	Susan Waddell	CAA
	Jana Wallace	City of Grand Rapids
	Jim Watt	SMG
	Richard Wendt	Dickinson Wright
	Robert White	Kent County
	Steve Wilson	CVB

II. Minutes of Prior Meeting

Motion: Mr. Heartwell, supported by Mr. Tomaselli, moved to approve the Minutes of the September 28, 2005, meeting of the Authority. Motion carried unanimously.

III. Presentation by Dale Sommers

Mr. Sommers attended the Associated Buildings & Contractors, Inc. Construction Awards Program held October 25, 2005. The purpose of the awards is to recognize outstanding projects completed by members of the Western Michigan Chapter. DeVos Place® received three awards for Brigade Fire Protection, Renovation \$1-\$3 million for DeVos Performance Hall, and Special Construction Over \$50 Million for

Phase III. Mr. Sommers presented the CAA Board with glass trophies to commemorate the awards. Mr. Heacock expressed appreciation and stated that the CAA was honored and pleased to receive such prestigious recognition.

IV. Special Purpose Financial Statements for Years Ended June 30, 2005 & 2004

Mary Ellen Rogers, Deloitte & Touche, attended the meeting to present the SMG audited financial statements to the CAA Board. Ms. Rogers commended SMG for its strong internal controls and stated that Deloitte & Touche issued a “clean” opinion. Mr. Heacock asked how SMG managed separation of duties with so much cash and credit card transactions flowing through the box offices. Ms. Rogers reassured the Board that SMG has strong controls in the box office. Either Chris Machuta or Rich MacKeigan handles the show settlements while a second person verifies the numbers. Mr. Heacock inquired whether there were any concerns given the size, frequency, and familiarity with promoters. Ms. Rogers responded, quite the contrary, that SMG has an excellent working relationship with the best national promoters. News travels quickly in the industry and SMG would not harm its reputation. Ms. Rogers added that SMG’s controls are very acceptable.

V. Presentation by Broadway Theater Guild

Jack Lane and Nancy Brian attended the meeting to present an update on the Broadway Theater Guild (BTG). BTG entered its 18th season in September and opened with Little Shop of Horrors. The season continues with Hairspray in November, Blast! in January, Joseph and the Amazing Technicolor Dreamcoat in March, Movin’ Out in April, and concludes with Doctor Doolittle in June. Over the past 18 years, BTG has presented 137 productions with 11,000 performances. Over 1.3 million patrons have enjoyed those performances, with 75,000 patrons attending annually. Each year, BTG provides free tickets to school children, nonprofit agencies, the Sheriff’s Honor Camp, and St. John’s Home. The BTG spends over \$300,000 in annual local advertising and has a substantial \$3.5 million impact on the local economy. Mr. Lane presented a videotaped message from BTG Board Chairman, Harvey Gainey, who stressed the need to work towards a more equitable schedule under the booking policy. Nancy Brian reiterated that we must work together for available dates when productions are available. Ms. Brian stated that the Wharton Center in East Lansing is able to book shows before the BTG because they can host the shows for 4-8 weeks, draining millions of dollars from the west Michigan economy. Ms. Brian proposed that we work to bring the musical Wicked to Grand Rapids before the Wharton Center or Miller Auditorium in Kalamazoo is able to book the show.

VI. Committee Reports

Operations Committee

a. Capital Budget Request

Mr. Chamberlin requested an amendment to the capital budget to include an appropriation not to exceed \$32,000 to upgrade the DeVos Performance Hall doors and install a seating curb under the stairs. Mary Ann Keeler has generously agreed to assist financially with the project and will cover the costs for the Alexis Smith mural to be extended. Mrs. Keeler’s costs are estimated at \$35,000. The CAA’s expense would be covered through savings realized over the course of the year and previously approved budgeted amounts would not increase.

Motion: Mr. Chamberlin, supported by Mr. McInerney, moved to approve the amendment to the capital budget to include an appropriation not to exceed \$32,000 for the purpose of upgrading the DeVos Performance Hall doors and installing a seating curb under the stairs. Further, the expense will be covered through savings realized over the course of the year and previously approved budgeted amounts will not increase. Motion carried unanimously.

b. CVB Update

Mr. Helmstead confirmed that the American Rabbit Breeders has booked DeVos Place® for its convention in October 2007. More than 3,000 attendees will bring 24,000 rabbits to town and have an economic impact of \$1 million. The American Rabbit Breeders held its first convention in Grand Rapids in 1917. The Rural Letter Carriers Association, which has not been in Grand Rapids since 1949, has booked its convention for 2007.

Finance Committee

a. SMG September 2005 Financial Statements for DeVos Place® and Van Andel Arena®

Motion: Mr. Chamberlin, supported by Mr. Tomaselli, moved to approve the SMG Financial Statements for DeVos Place® and the Van Andel Arena® for the period ended September 30, 2005. Motion carried unanimously.

b. CAA September 2005 Disbursements and Financial Statements

Motion: Mr. Chamberlin, supported by Mr. Tomaselli, moved to approve the CAA Disbursements and Financial Statements for the period ended September 30, 2005. Motion carried unanimously.

c. Long-Term Capital Plan

Information was included in the agenda packet regarding the long-term capital plan update.

VII. Revenue Enhancement Update

Mr. McInerney has been working with Mr. MacKeigan and others in exploring opportunities to realize new revenues to fund ongoing capital and maintenance needs for the venues. The ideas include:

- a. Development of a Premium Seating Concept at DeVos Performance Hall. SMG has indicated there is a strong likelihood that such a program could be effective. Although inclusion of the arts tenants' events may not be feasible, a number of other events are hosted in the theater. Mr. McInerney foresees 400 seats in the orchestra level for this opportunity. There are more than 800 seats in the orchestra level overall. Mr. McInerney recommended that the Board approve SMG to refine the plan through the Operations Committee and set a goal of initiating prior to the calendar year.
- b. Permanent Advertising at DeVos Place®. Presently there is no such advertising and we must be sensitive to donor recognition. The SMG corporate office has identified a couple of programs that have been successful in other markets. Mr. McInerney recommended that the CAA Board authorize SMG to initiate a plan for advertising opportunities at DeVos Place®, as well as forecasting some numbers to assess the impact on the bottom line. Mr. McInerney recommended that SMG continue this process with the Operations Committee and with his continued involvement. Mr. McInerney expects to have a business plan for review by mid-2006.
- c. Development of Event. While the calendar grows at our convention center, dates are still available. There seems to be strong support for a locally-initiated wine and food festival. SMG has researched the concept and is very optimistic. This optimism is shared by a number of potential local supporters. Mr. McInerney recommended that SMG initiate a business plan for such an event. Mr. McInerney would continue to be involved with the

process and take the business plan to the Operations Committee once complete. Mr. McInerney would set a deadline of December 2006 for completion of the business plan.

- d. **Assessment of Current Ticketing/Facility Fee Structure.** Our current ticketing agreement with Ticketmaster expires June 2006. The Board should consider whether a portion of the existing fees should be allocated towards the capital fund. The Board should also consider if these fees should be increased to achieve this goal and what option the CAA has for ticketing services.

Motion: Mr. McInerney, supported by Mr. Tomaselli, moved to approve the recommendations as presented.

Discussion followed. Mr. MacKeigan explained that the Board would be voting in favor of the concepts. Once the details for fee structures, business plans, marketing, etc., are finalized, they will be brought back to the CAA Board for approval.

Amended Motion: Mr. McInerney, supported by Mr. Tomaselli, moved to approve the recommendations, provided that final details will be brought back to the Board for approval. Motion approved unanimously.

VIII. SMG Report and Facilities Calendar

Mr. MacKeigan presented an update on the upcoming concerts and shows that will be held this season at DeVos Place® and the Van Andel Arena®.

IX. Public Comment

Mr. MacKeigan reported the new roofing at DeVos Place® has been installed. Sidewalk repairs and the lighting control project at the Van Andel Arena® are near completion.

X. Next Meeting Date

The next CAA Board meeting will be held Wednesday, December 7, 2005.

XI. Adjournment

There being no other business, the meeting adjourned at 9:15 a.m.

Susan M. Waddell, Recording Secretary

* Note: the CAA Board did not take action on the Special Purpose Financial Statements for Years Ended June 30, 2005 & 2004 - DeVos Place and Van Andel Arena, as Managed by SMG. Per the management agreement between the CAA and SMG, annual audits are required to verify the management fee calculation. Action by the CAA Board is required before SMG receives the incentive fee. Subsequent to this meeting, staff sent an e-mail to CAA Board members requesting that they approve a motion accepting the Special Purpose Financial Statements for Years Ended June 30, 2005 & 2004 - DeVos Place and Van Andel Arena, as Managed by SMG. As evidenced by the attached responses, a majority of the CAA Board members approved the motion.

DEVOS PLACE®

Premium Seats at DeVos Performance Hall

Concept

Premium seat leases at Van Andel Arena® have been a successful revenue generator since 1996 when the building first opened. Now that we have a fresh newly remodeled DeVos Performance Hall it is time to offer the same opportunity to increase revenue at DeVos Place®

SMG will offer 400 seats to Van Andel Arena® Premium Seat leasers (VAA PSLs) on a first come, first serve basis. After VAA PSLs receive the offer, any remaining seats will be offered to the general public. Seats will be positioned as a benefit to VAA PS licenses ("Because you are a loyal customer of the Van Andel Arena®, you have the first chance to add DeVos Performance Hall seats to your lease!"). Non VAA PSL will then have the opportunity to purchase Premium Seats if they are not sold out to VAA PSL.

We will be able to offer them tickets to SMG shows only and will guarantee the DVH PSLs a minimum of 10 shows per year, providing a percentage refund of their lease if that number is not met. As shown on the attached event list, this possibility is far removed.

Rates

For current Van Andel Arena® Premium Seat License holders, the fee per seat is locked in at \$200 per seat for a 1, 3 or 5 year contract. Suggested rates for any remaining seats for the General Public are as follows:

1 year	3 year	5 year
\$200	\$200	\$200
	\$200	\$200
	\$225	\$200
		\$225
		\$250

There will be a \$200 per seat deposit that is refunded or applied to the final year of the contract.

Benefits

- Raise additional non-traditional revenue (up to \$400,000 assuming all 400 seats are sold on a 5 year lease at \$200 per seat for VAA PSL, more if seats are purchased by the general public)
- Increase DeVos Performance Hall attendance
- Provide VAA PSL with an additional benefit to their Van Andel Arena® seats (locked into "introductory" rates on their DVH Premium Seat lease)
- There is a market for this. For the three events that we offered DVH tickets to VAA PSL (David Copperfield, Dora the Explorer, and Grease), they purchased 1,282 tickets. Copperfield – 320, Dora – 670, and Grease – 292. Overwhelmingly positive feedback from these contacts, there is an opportunity to get them to pay for this added convenience before they get used to having this be a "free" benefit to their Van Andel seats. Customers have also been asking about DeVos events as we sell new VAA PSLs.

Timeline

Mail, email and phone calls to VAA PSL late November with a December 16 deadline to purchase seats before they are made available to the General Public.

See "DeVos Performance Hall Premium Seat Sales Plan"



DEVOS PLACE®

DeVos Performance Hall Premium Seat Sales Plan

Last week of November

- Direct mail piece out to VAA PSLs
- VAA PSLs get first dibs on seats and are locked into “kick off” prices
- Email blast to Ticketmaster Mail Manager list

December 19

- Beginning of contract year

Costs Involved

- \$1,000 for full color brochure mailing to current Van Andel, Griffins and Rampage PSL holders.
- \$10,000 gift certificates / AGPH concession coupons - \$25 per seat
- 3% commission to group sales manager on sold seats

Revenue Potential

- \$400,000 assuming all 400 seats are sold to VAA PSLs on a 5 year lease at \$200 per seat per year. More if seats are sold to the general public at higher rates (see below for General Public rates)

1 year	3 year	5 year
\$200	\$200	\$200
	\$200	\$200
	\$225	\$200
		\$225
		\$250





DeVos Performance Hall Event History – SMG Events

2002

Sesame Street Live, Luther Vandross, I Have A Dream (African American Festival), Hope College Musical Showcase, VeggieTales, Bill Cosby, John Witherspoon, David Copperfield, Diana Krall, Steven Curtis Chapman, Bear & the Big Blue House, Canadian Brass, Gallagher, Sweet Adelines, Jars of Clay, Gilmore Festival w/ Harry Connick Jr., Comedy Explosion, Spirit of Ireland, Statler Brothers, The Wiggles, Gerald Lavert, Moscow Ballet, Christmas Carol, Rickey Smiley, Coasters Drifters & Platters, Messiah

2003

Hope College Musical Showcase, Tori Amos, The Maintenance Man, Lawrence Welk Show Live, Alison Krause, Blues Clues, Judy Collins, Pinocchio, Bear & the Big Blue House, Sweet Adelines, Bill Cosby, Barenaked Ladies, Moscow Ballet, Cinderella, Moody Blues, Messiah

2004

Dora the Explorer, Jerry Seinfeld, Hope College Musical Showcase, Sesame Street Live, Winning at Home, Dennis DeYoung, Wynton Marsalis, If These Hips Could Talk, Lord of the Dance, Chinese Acrobats, Caught in a Midsummer Nights Dream, Guilty Until Proven Innocent, Moscow Ballet, American Family Theatre, Messiah

2005

Ron White, Jim Brickman, 70's Soul Jam, George Carlin, Sweet Adelines, Christopher Parkening and Jubliant Sykes, Girl He Ain't Worth It, Friends and Lovers, Dora the Explorer, David Copperfield, Magic of Love – Secret of the Escape, Bill Engvall, Grease, Legends of Love, Harbor Choral Festival of Music, Get Motivated Seminar, Menopause the Musical, The Backsliders, Tim Conway and Harvey Korman, A Christmas Carol, Messiah, All for the Glory





[Meet Grand Rapids
Home Page](#)

[Convention
Attendees](#)

[Hot Dates](#)

[Recent Bookings](#)

[Online RFP](#)

[Contact Us](#)

Greetings!

Welcome to the ***Meet Grand Rapids e-Newsletter***, the official online meetings newsletter published by the **Grand Rapids Convention and Visitors Bureau**.

You have received this e-mail at your request. To receive additional information in the future about the Grand Rapids area, to update your profile - **click here**.

If this e-mail has been sent to you in error, please accept our apologies. To unsubscribe, **click here**.

We hope you enjoy this edition!

Walking - Why Should We?

By Dr. Tom Peterson, MD
Medical Director,
Quality and Healthier Communities
Spectrum Health, Grand Rapids



It is a fact. The human species was made to move, not sit. For a convention attendee, this fact can be all too real. Regular activity was required for thousands of years, solely for survival. Even as recent as 50 years ago, regular movement was more necessary in the workplace, going from point A to point B to get things done. But in the last 30 years, a sedentary culture has set in – computers, cars, drive through service, TVs, DVDs, remotes, elevators, video games, and internet everything – have made regular physical activity an unnecessary component of daily life.

[Continue](#)

DEVOS PLACE

DE VOS PLACE

**FINANCIAL STATEMENT
FOR THE PERIOD ENDED OCTOBER 31, 2005**

Distribution:

Grand Rapids – Kent County Convention / Arena Authority

Robert White

Thom Connors

Gary McAneney

Howard Feldman

Richard MacKeigan

Chris Machuta




An SMG Managed Facility


DE VOS PLACE
ROLLING FORECAST
FISCAL YEAR ENDING JUNE 30, 2006

	YTD Actual	Roll	TOTAL FYE	BUDGET FYE	VARIANCE
NO. EVENTS	186	312	498	467	31
ATTENDANCE	111,482	547,534	659,016	672,025	(13,009)
DIRECT EVENT REVENUE	647,735	1,551,246	2,198,981	2,082,127	116,854
ANCILLARY REVENUE	541,640	941,912	1,483,552	1,440,286	43,266
TOTAL EVENT REVENUE	1,189,376	2,493,158	3,682,533	3,522,413	160,120
TOTAL OTHER REVENUE	30,828	111,476	142,304	158,000	(15,696)
TOTAL OPERATING REVENUE	1,220,204	2,604,634	3,824,837	3,680,413	144,424
INDIRECT EXPENSES					
EXECUTIVE	40,574	89,400	129,974	133,805	3,831
FINANCE	68,811	137,280	206,091	201,426	(4,665)
MARKETING	14,615	48,027	62,642	66,743	4,101
OPERATIONS	352,561	714,986	1,067,547	1,073,910	6,363
EVENT SERVICES	255,250	629,863	885,113	846,786	(38,327)
BOX OFFICE	26,114	63,726	89,840	85,107	(4,733)
SALES	45,255	123,577	168,832	195,040	26,208
OVERHEAD	532,880	1,678,574	2,211,454	2,231,833	20,379
TOTAL OPERATING EXP.	1,336,060	3,485,433	4,821,493	4,834,650	13,157
NET REVENUE ABOVE EXPENSES	(115,856)	(880,799)	(996,656)	(1,154,237)	157,581
CAPITAL					
NET OPERATING REVENUE OVER OPERATING EXPENSES	(115,856)	(880,799)	(996,656)	(1,154,237)	157,581

Comments:

DeVos Place performed better than expected during the month, however, consistent with the revised forecast. Most of the overage for the month came with the unbudgeted Fall RV show, and electric revenue generated by the Gordon Food Service event.


General Manager


Finance Director

**DE VOS PLACE
FINANCIAL STATEMENT HIGHLIGHTS
FOR MONTH ENDED OCTOBER 31, 2005**

The following schedule summarizes operating results for the current month ending and the YTD ending June 30, 2005, compared to budget and to the prior year:

MONTH	October Actual	October Budget	October FY 2005
Number of Events	80	62	50
Attendance	56,199	64,200	66,223
Direct Event Income	\$339,003	\$250,881	\$210,071
Ancillary Income	213,903	167,621	145,573
Other Income	11,003	13,167	10,913
Indirect Expenses	(363,236)	(377,446)	(330,230)
Net Income	\$200,672	\$54,223	\$36,328

YTD	YTD 2006 Actual	YTD 2006 Budget	YTD 2005 Prior Year
Number of Events	186	152	114
Attendance	111,482	142,400	98,005
Direct Event Income	\$647,735	\$520,151	\$407,556
Ancillary Income	541,640	417,867	296,536
Other Income	30,828	52,668	23,514
Indirect Expenses	(1,336,060)	(1,428,784)	(1,189,561)
Net Income	(\$115,856)	(\$438,098)	(\$461,954)

EVENT INCOME

Event income came in ahead of budget for the month. This was mainly due to the Fall RV show that was not a part of the original budget. DeVos Performance Hall also came in ahead of budget with an extra miscellaneous event, however, the Theater continues to fall below expectations.

ANCILLARY INCOME

Ancillary income came in higher than expected due to a combination of the Fall RV show, and the higher than anticipated electric revenue generated by the Gordon Food Service event.

INDIRECT EXPENSES

Indirect expenses came in at expected levels for the month.

DE VOS PLACE
FACILITY STATEMENT OF INCOME
PERIOD ENDING 10/31/05

	-----CURRENT-----			-----YTD-----		
	ACTUAL	BUDGET	LAST YEAR	ACTUAL	BUDGET	LAST YEAR
EVENT INCOME						

DIRECT EVENT INCOME						
RENTAL INCOME	316,946	235,800	195,813	639,648	502,345	397,494
SERVICES INCOME	22,057	15,081	14,259	8,088	17,806	10,063
	-----	-----	-----	-----	-----	-----
TOTAL DIRECT EVENT INCOME	339,003	250,881	210,071	647,735	520,151	407,556
ANCILLARY INCOME						

FOOD & BEVERAGE	62,473	57,651	52,677	199,769	172,751	101,029
NOVELTY	1,131	2,600	641	1,131	8,600	1,091
ELECTRICAL	68,431	35,102	54,012	124,374	71,246	82,138
OTHER ANCILLARY	81,867	72,268	38,244	216,365	165,270	112,278
	-----	-----	-----	-----	-----	-----
TOTAL ANCILLARY INCOME	213,903	167,621	145,573	541,640	417,867	296,536
	-----	-----	-----	-----	-----	-----
TOTAL EVENT INCOME	552,905	418,502	355,645	1,189,376	938,018	704,093
OTHER OPERATING INCOME	11,003	13,167	10,913	30,828	52,668	23,514
	-----	-----	-----	-----	-----	-----
ADJUSTED GROSS INCOME	563,908	431,669	366,558	1,220,204	990,686	727,607
INDIRECT EXPENSES						
EXECUTIVE	10,693	11,151	16,231	40,574	44,604	38,838
FINANCE	15,841	16,786	15,797	68,811	67,144	72,304
MARKETING	2,424	5,562	3,347	14,615	22,248	18,929
OPERATIONS	98,779	88,284	74,727	352,561	357,636	243,656
EVENT MANAGEMENT	54,607	70,317	51,283	255,250	281,268	238,320
BOX OFFICE	6,148	7,093	5,876	26,114	28,372	24,811
SALES	9,323	16,254	10,912	45,255	65,016	51,606
OVERHEAD	165,422	161,999	152,057	532,880	562,496	501,098
	-----	-----	-----	-----	-----	-----
INDIRECT EXPENSES	363,236	377,446	330,230	1,336,060	1,428,784	1,189,561
	-----	-----	-----	-----	-----	-----
NET OPERATING INCOME	200,672	54,223	36,328	<115,856>	<438,098>	<461,954>
OTHER EXPENSES						

NET INCOME (LOSS)	200,672	54,223	36,328	<115,856>	<438,098>	<461,954>
	=====	=====	=====	=====	=====	=====

DE VOS PLACE
STATEMENT OF SERVICES INCOME
PERIOD ENDING 10/31/05

	-----CURRENT-----			-----YEAR TO DATE-----		
	ACTUAL	BUDGET	LAST YEAR	ACTUAL	BUDGET	LAST YEAR
Advertising Billed	1,656	0	0	7,599	0	1,168
Changeover Setup Billed	952	0	550	3,286	0	2,402
Stagehands Billed	158,548	130,200	100,370	280,784	212,150	158,110
Security Billed	25,148	11,645	11,678	57,702	33,830	26,932
Ushers & Tix Takers Billed	18,133	14,200	10,307	27,744	24,925	21,129
Box Office Billed	2,500	2,000	1,400	3,300	3,300	3,100
Ticketing Service Billed	15,901	11,950	7,724	18,999	23,725	15,227
City Police Fire Billed	3,570	350	1,995	13,880	350	5,845
Traffic Control Billed	0	800	924	0	1,425	4,781
EMT Medical Billed	3,650	2,425	2,538	7,175	4,472	5,969
Cleaning Billed	1,824	0	1,140	1,824	0	1,140
Insurance Billed	1,003	0	1,594	1,583	0	3,210
Telephone Billed	10,775	7,275	21,905	16,780	10,525	26,320
Other Production Billed	4,776	0	7,534	9,745	0	10,962
TOTAL SERVICE INCOME	248,436	180,845	169,658	450,401	314,702	286,294
Advertising Expense	1,616	0	0	7,729	0	1,168
Stagehand Wages	143,146	126,294	90,439	256,248	205,786	144,463
Security Wages	0	11,645	0	0	33,830	0
Contracted Security Expense	24,376	0	11,245	54,871	0	25,205
Ushers & T/T Wages	12,693	9,940	7,215	19,421	17,448	14,790
Ticket Sellers Wages	2,192	1,700	856	3,056	3,650	2,299
Ticket Service Charge Expense	5,927	5,080	2,777	6,694	12,190	5,505
Ticket Supplies	0	0	0	0	0	5,481
City Police Fire Expense	3,570	0	1,995	13,880	0	5,783
Traffic Control Expense	0	1,725	1,743	0	2,875	6,052
EMT Medical Expense	3,082	2,375	2,214	6,421	4,422	4,965
Cleaning Wages	0	7,005	0	0	16,695	0
Contracted Cleaning Expense	22,906	0	29,629	60,864	0	46,718
Insurance Expense	826	0	198	1,292	0	1,434
Allocated Telephone Expense	2,694	0	5,476	4,195	0	6,694
Production Expense	3,351	0	1,612	7,643	0	5,675
TOTAL SERVICE EXPENSE	226,379	165,764	155,399	442,313	296,896	276,232
NET SERVICE INCOME	22,057	15,081	14,259	8,088	17,806	10,063
	=====	=====	=====	=====	=====	=====

SMG DeVos Place
Year to Date Event Summary Report
For Month Ended October 31, 2005

Event Type	Events/Days		Attendance		Total Event Income	
	Actual	Budget	Actual	Budget	Actual	Budget
Convention/Trade Shows	54	39	35,210	35,500	564,856	379,313
Consumer/Gated Shows	11	5	9,126	15,250	96,157	31,113
Devos Performance Hall	28	32	31,525	49,600	155,061	168,953
Ballroom Exclusive	14	22	7,033	14,800	77,363	154,860
Other	79	54	28,588	27,250	295,910	203,779
GRAND TOTALS	186	152	111,482	142,400	1,189,347	938,018

As Percentage of Overall

Convention/Trade Shows	29.03%	25.66%	31.58%	24.93%	47.49%	40.44%
Consumer/Gated Shows	5.91%	3.29%	8.19%	10.71%	8.08%	3.32%
Devos Performance Hall	15.05%	21.05%	28.28%	34.83%	13.04%	18.01%
Ballroom Exclusive	7.53%	14.47%	6.31%	10.39%	6.50%	16.51%
Other	42.47%	35.53%	25.64%	19.14%	24.88%	21.72%

DE VOS PLACE
STATEMENT OF FINANCIAL POSITION
PERIOD ENDING 10/31/05

ASSETS

CURRENT ASSETS

CASH	1,711,029
ACCOUNTS RECEIVABLE	670,119
PREPAID EXPENSES	152,161

TOTAL CURRENT ASSETS	2,533,310
----------------------	-----------

FIXED ASSETS

TOTAL ASSETS	2,533,310
	=====

LIABILITIES & EQUITY

CURRENT LIABILITIES

ACCOUNTS PAYABLE	235,066
ACCRUED EXPENSES	207,394
DEFERRED INCOME	24,678
ADVANCED TIX SALES & DEPOSITS	661,874

TOTAL CURRENT LIABILITIES	1,129,012
---------------------------	-----------

EQUITY

FUNDS REMITTED	<100,000>
FUNDING RECEIVED	323,249
RETAINED EARNINGS	1,296,905
NET INCOME (LOSS)	<115,856>

TOTAL EQUITY	1,404,298
--------------	-----------

TOTAL LIABILITIES & EQUITY	2,533,310
	=====

SMG - DeVos Place
Grand Rapids - Kent County Convention/Arena Authority
Summary of Accounts Receivable
Month Ended October 31, 2005

Current - Under 30 Days	
Food & Beverage	61,243
Ticketing	6,274
Decorating	35,693
Audio/Visual	72,844
Operating	339,811
Over 30 Days	74,789
Over 60 Days	64,745
Over 90 Days	
Donnell Productions	5,736
Paragon Leather	1,696
Saigon Entertainment	5,002
Grinder Promotions	2,286
Total Accounts Receivable	670,119

DE VOS PLACE
INDIRECT EXPENSE SUMMARY
PERIOD ENDING 10/31/05

	CURRENT			YTD		
	ACTUAL	BUDGET	LAST YEAR	ACTUAL	BUDGET	LAST YEAR
Salaries Administration	57,010	63,590	59,437	248,119	254,360	236,165
Part-Time	14,471	13,167	7,752	29,547	52,668	25,209
Wages-Trade	163,289	97,400	115,142	388,176	389,600	278,553
Auto Allowance	1,971	0	1,671	7,883	0	7,583
Auto Expense	150	2,121	0	600	8,484	600
Taxes & Benefits	54,455	42,356	43,693	165,937	169,424	138,409
Less: Allocation/Reimbursement	<174,368>	<79,787>	<115,894>	<348,993>	<319,148>	<230,827>
TOTAL LABOR COSTS	116,978	138,847	111,800	491,270	555,388	455,692
Contracted Security	18,372	19,000	17,858	78,682	76,000	78,411
Contracted Cleaning	838	0	0	6,976	0	0
Other Contracted Services	224	200	0	894	800	241
Travel & Entertainment	1,582	1,626	0	5,390	6,504	1,574
Corporate Travel	0	0	0	0	0	<221>
Meetings & Conventions	1,468	1,958	0	5,856	9,332	9,458
Dues & Subscriptions	367	300	248	2,387	1,200	1,373
Employee Training	0	833	0	1,300	3,332	7,021
Computer Expense	3,685	6,250	2,658	13,215	25,000	23,067
Professional Fees	2,200	3,000	10,324	8,800	12,000	14,407
Marketing & Advertising	1,426	3,383	1,501	6,176	13,532	12,974
Box Office Expenses	14	0	165	<58>	0	332
Small Equipment	0	0	0	389	0	75
Trash Removal	2,984	2,500	1,682	5,373	10,000	2,938
Equipment Rental	1,267	1,000	786	5,272	4,000	3,485
Landscaping	150	0	0	2,586	0	0
Exterminating	1,239	6,300	1,500	22,212	25,200	4,993
Cleaning	0	0	0	9,600	3,000	0
Construction Costs	0	0	536	0	0	2,307
Repairs & Maintenance	29,349	19,167	8,209	102,022	76,668	49,638
Supplies	21,465	18,250	24,118	57,076	73,000	43,408
Bank Service Charges	1,598	1,000	873	4,599	4,000	3,198
Insurance	22,470	19,915	19,828	73,290	79,660	62,081
Licenses & Fees	0	0	0	0	0	99
Printing & Stationary	0	917	452	0	3,668	629
Office Supplies	1,728	750	1,099	5,011	3,000	920
Postage	150	417	186	844	1,668	600
Parking Expense	1,719	1,500	1,161	6,732	6,000	6,039
Telephone Long Distance	7,343	6,000	6,945	18,632	24,000	22,755
Utilities	106,882	103,800	103,842	323,249	329,700	308,442
Base Fee	20,433	20,533	19,935	82,481	82,132	80,320
Less: Allocated/Reimbursement	<2,694>	0	<5,476>	<4,195>	0	<6,694>
TOTAL MATERIAL AND SERVICES	246,258	238,599	218,430	844,790	873,396	733,869
TOTAL INDIRECT EXPENSES	363,236	377,446	330,230	1,336,060	1,428,784	1,189,561
=====						

8

**SMG - Van Andel Arena & DeVos Place
Grand Rapids - Kent County Convention/Arena Authority
Management Fee Summary
Fiscal Year Ending June 30, 2006**

MANAGEMENT FEE SUMMARY

	Arena Estimate	DeVos Place Estimate	Total Estimate	FY 2005 Estimate
Net Revenue above Expenses	1,462,923	(996,656)	466,267	527,507
Benchmark	1,689,156	(1,154,237)	534,919	259,115
Excess	(226,233)	157,581	(68,652)	268,392

Incentive Fee Calculation (Only if above greater than zero)

	Arena Estimate	DeVos Place Estimate	Total Estimate	FY 2005 Estimate
Base Fee	245,200	245,200	490,400	478,439
Incentive Fee				
Revenue	4,840,887	3,824,834	8,665,721	8,684,919
Benchmark Revenue	4,576,971	3,680,413	8,257,384	7,712,250
Revenue Excess	263,916	144,421	408,337	972,669
Incentive Fee **	-	-	-	194,533
Total SMG Management Fee	245,200	245,200	490,400	672,972

** Incentive fee is 20% of the first \$1 million in excess, 25% of remaining capped at base fee amount.



VAN ANDEL ARENA

FINANCIAL STATEMENT FOR THE PERIOD ENDED OCTOBER 31, 2005

Distribution:

Grand Rapids – Kent County Convention / Arena Authority
Robert White
Thom Connors
Gary McAneney
Howard Feldman
Richard MacKeigan
Chris Machuta




An SMG Managed Facility


VAN ANDEL ARENA
ROLLING FORECAST
FISCAL YEAR ENDING JUNE 30, 2006

	YTD	ROLL	TOTAL FYE	BUDGET FYE	VARIANCE
NO. EVENTS	25	97	122	123	(1)
ATTENDANCE	121,685	570,128	691,813	709,400	(17,587)
DIRECT EVENT INCOME	181,459	986,086	1,167,545	1,187,222	(19,677)
ANCILLARY INCOME	347,072	1,072,836	1,419,908	1,487,665	(67,757)
TOTAL EVENT INCOME	528,531	2,058,922	2,587,453	2,674,887	(87,434)
TOTAL OTHER INCOME	701,027	1,435,134	2,136,161	2,166,000	(29,839)
TOTAL INCOME	1,229,558	3,494,056	4,723,614	4,840,887	(117,273)
INDIRECT EXPENSES					
EXECUTIVE	40,639	77,693	118,332	116,853	(1,479)
FINANCE	66,022	136,490	202,512	196,780	(5,732)
MARKETING	85,415	154,709	240,124	236,837	(3,287)
OPERATIONS	451,060	813,231	1,264,291	1,230,834	(33,457)
BOX OFFICE	34,655	73,377	108,032	108,507	475
LUXURY SEATING	28,073	84,293	112,366	115,222	2,856
SKYWALK ADMIN	11,171	21,993	33,164	39,856	6,692
OVERHEAD	393,368	923,742	1,317,110	1,333,075	15,965
TOTAL INDIRECT EXP.	1,110,403	2,285,528	3,395,931	3,377,964	(17,967)
NET REVENUE ABOVE EXPENSES	119,155	1,208,528	1,327,683	1,462,923	(135,240)
LESS ALLOCATION FOR CAPITAL REPLACEMENT					
NET REVENUE ABOVE EXPENSES AFTER CAPITAL	119,155	1,208,528	1,327,683	1,462,923	(135,240)

Comments:

The Arena performed better than budget for the month, however, consistent with forecasted expectations. The overage to budget was due to the Griffins playing two more games than originally budgeted, and the Detroit Pistons preseason game not expected to be hosted.


General Manager


Director of Finance

**VAN ANDEL ARENA
FINANCIAL STATEMENT HIGHLIGHTS
FOR MONTH ENDED OCTOBER 31, 2005**

The following schedule summarizes operating results for the current month ending and the YTD ending July 31, 2005, compared to budget and to the prior year:

MONTH	October Actual	October Budget	October FY 2005
Number of Events	9	5	15
Attendance	49,872	32,500	62,845
Direct Event Income	\$45,910	\$73,167	\$90,036
Ancillary Income	150,313	86,606	131,501
Other Income	175,121	180,500	154,238
Indirect Expenses	(267,203)	(280,872)	(269,119)
Net Income	<u>\$104,141</u>	<u>\$59,401</u>	<u>\$106,656</u>

YTD	YTD 2006 Actual	YTD 2006 Budget	YTD 2005 Prior Year
Number of Events	25	22	26
Attendance	121,685	121,900	131,383
Direct Event Income	\$181,459	\$278,534	\$284,912
Ancillary Income	347,072	326,968	372,718
Other Income	701,027	722,000	683,330
Indirect Expenses	(1,110,402)	(1,123,488)	(977,640)
Net Income	<u>\$119,156</u>	<u>\$204,014</u>	<u>\$363,321</u>

EVENT INCOME

Event income fell below budget for the month. This was due to the lower than expected sales for the Foo Fighters/Weezer and Def Leopard concerts. Shortfall was offset some by two extra Griffins games (shift in schedule) and the unbudgeted sold-out Pistons game.

ANCILLARY INCOME

Ancillary income came in well ahead of budget for the month. While the ticket sales for the two concerts were below expectations, the per caps for both merchandise and concessions was well ahead of average.

INDIRECT EXPENSES

Indirect expenses came in slightly ahead of budget for the month.

VAN ANDEL ARENA
FACILITY STATEMENT OF INCOME
PERIOD ENDING 10/31/05

	-----CURRENT-----			-----YTD-----		
	ACTUAL	BUDGET	LAST YEAR	ACTUAL	BUDGET	LAST YEAR
EVENT INCOME						

DIRECT EVENT INCOME						
RENTAL INCOME	82,963	90,250	168,862	287,500	403,250	329,481
SERVICES INCOME	<37,054>	<17,083>	<78,826>	<106,040>	<124,716>	<44,569>
TOTAL DIRECT EVENT INCOME	45,910	73,167	90,036	181,459	278,534	284,912
ANCILLARY INCOME						

FOOD & BEVERAGE	126,798	68,896	117,790	287,380	262,988	302,300
NOVELTY	20,165	15,400	8,191	55,593	60,500	64,898
OTHER ANCILLARY	3,350	2,310	5,520	4,099	3,480	5,520
TOTAL ANCILLARY INCOME	150,313	86,606	131,501	347,072	326,968	372,718
TOTAL EVENT INCOME	196,222	159,773	221,537	528,531	605,502	657,630
OTHER OPERATING INCOME	175,121	180,500	154,238	701,027	722,000	683,330
ADJUSTED GROSS INCOME	371,344	340,273	375,774	1,229,558	1,327,502	1,340,961
INDIRECT EXPENSES						
EXECUTIVE	11,056	9,612	9,915	40,639	38,448	37,574
FINANCE	15,394	16,273	14,968	66,022	65,092	61,066
MARKETING	18,969	19,612	17,385	85,415	78,448	73,899
LUXURY SEATING	7,445	9,602	7,164	28,073	38,408	30,718
OPERATIONS	100,852	102,318	114,254	451,060	409,272	404,191
BOX OFFICE	7,647	9,043	12,364	34,655	36,172	35,661
SKYWALK ADMINISTRATION	2,880	3,322	2,727	11,171	13,288	11,997
OVERHEAD	102,959	111,090	90,341	393,368	444,360	322,533
INDIRECT EXPENSES	267,203	280,872	269,119	1,110,402	1,123,488	977,640
NET OPERATING INCOME	104,141	59,401	106,656	119,156	204,014	363,321
OTHER EXPENSES						
NET INCOME (LOSS)	104,141	59,401	106,656	119,156	204,014	363,321
=====	=====	=====	=====	=====	=====	=====

VAN ANDEL ARENA
STATEMENT OF SERVICES INCOME
PERIOD ENDING 10/31/05

	CURRENT			YEAR TO DATE		
	ACTUAL	BUDGET	LAST YEAR	ACTUAL	BUDGET	LAST YEAR
Advertising Billed	15,000	0	36,623	64,626	0	153,101
Labor Billed	2,090	1,080	653	5,378	3,240	4,973
Changeover Setup Billed	11,187	6,600	3,119	31,320	30,800	27,827
Stagehands Billed	39,610	30,100	16,668	125,306	92,200	146,945
Security Billed	15,789	12,000	5,339	47,923	38,100	49,058
Ushers & Tix Takers Billed	9,197	7,900	2,896	29,187	25,000	28,456
Box Office Billed	1,462	800	516	3,204	2,400	3,741
Ticketing Service Billed	5,649	16,000	8,186	19,720	52,000	62,248
Utilities Billed	1,400	0	1,000	3,200	0	1,000
City Police Fire Billed	1,288	672	1,452	2,800	2,016	3,580
EMT Medical Billed	1,138	1,200	1,988	4,663	3,725	6,763
Production Materials Billed	0	0	0	3,778	0	0
Cleaning Billed	10,264	7,200	1,601	23,306	24,600	22,561
Insurance Billed	1,123	0	0	1,123	0	0
Group Sales Commissions Billed	874	0	870	3,039	0	870
Telephone Billed	4,515	1,975	5,395	7,665	6,035	11,795
Other Production Billed	27,013	8,000	21,258	112,885	25,000	71,446
TOTAL SERVICE INCOME	147,599	93,527	107,565	489,121	305,116	594,364
Advertising Expense	17,774	0	35,216	70,383	0	153,494
Labor Wages	1,777	918	555	4,571	3,672	4,227
Contracted Changeover Setup Expense	21,642	11,550	7,953	45,133	47,550	26,607
Stagehand Wages	35,932	29,754	24,611	122,993	105,921	146,344
Contracted Security Expense	25,986	13,800	29,521	79,333	50,980	73,144
Contracted Ushers & T/T Expense	20,422	13,400	13,534	56,050	52,780	37,005
Ticket Sellers Wages	1,243	0	439	2,723	0	3,180
Ticket Service Charge Expense	6,761	16,000	14,588	18,981	70,000	57,803
City Police Fire Expense	1,288	672	1,452	2,800	3,938	3,500
EMT Medical Expense	2,200	1,643	4,471	6,353	6,832	8,368
Contracted Cleaning Expense	21,357	14,345	16,571	54,306	58,763	36,310
Group Sales Commissions	524	0	0	1,084	0	0
Allocated Telephone Expense	1,235	528	1,259	1,970	2,396	3,419
Production Expense	26,512	8,000	36,222	128,481	27,000	85,532
TOTAL SERVICE EXPENSE	184,653	110,610	186,391	595,161	429,832	638,933
NET SERVICE INCOME	<37,054>	<17,083>	<78,826>	<106,040>	<124,716>	<44,569>

4

SMG - Van Andel Arena
Year to Date Event Summary Report
For Month Ended October 31, 2005

Event Type	Events/Days		Attendance		Total Event Income	
	Actual	Budget	Actual	Budget	Actual	Budget
Family Show	11	12	33,714	47,000	113,258	152,180
Sporting Event	1	1	10,349	10,400	58,454	34,767
Concert	7	6	44,014	48,000	237,682	388,174
Team Home Games	5	3	20,855	16,500	41,651	30,381
Other	1	-	12,753	-	77,479	-
GRAND TOTALS	25	22	121,685	121,900	528,524	605,502

As Percentage of Overall

Family Show	44.00%	54.55%	27.71%	38.56%	21.43%	25.13%
Sporting Event	4.00%	4.55%	8.50%	8.53%	11.06%	5.74%
Concert	28.00%	27.27%	36.17%	39.38%	44.97%	64.11%
Team Home Games	20.00%	13.64%	17.14%	13.54%	7.88%	5.02%
Other	4.00%	0.00%	10.48%	0.00%	14.66%	0.00%

VAN ANDEL ARENA
STATEMENT OF FINANCIAL POSITION
PERIOD ENDING 10/31/05

ASSETS

CURRENT ASSETS

CASH	3,527,040
ACCOUNTS RECEIVABLE	1,283,563
PREPAID EXPENSES	83,010

TOTAL CURRENT ASSETS	4,893,612

FIXED ASSETS

TOTAL ASSETS	4,893,612
	=====

LIABILITIES & EQUITY

CURRENT LIABILITIES

ACCOUNTS PAYABLE	410,195
ACCRUED EXPENSES	285,115
DEFERRED INCOME	1,371,939
ADVANCED TIX SALES & DEPOSITS	1,696,574

TOTAL CURRENT LIABILITIES	3,763,824

EQUITY

FUNDS REMITTED	<150,000>
FUNDING RECEIVED	178,169
RETAINED EARNINGS	982,464
NET INCOME (LOSS)	119,156

TOTAL EQUITY	1,129,788

TOTAL LIABILITIES & EQUITY	4,893,612
	=====

SMG - Van Andel Arena
Grand Rapids - Kent County Convention/Arena Authority
Summary of Accounts Receivable
Month Ending October 31, 2005

Current - Under 30 Days	
Food & Beverage	181,830
Ticketing	675,604
Merchandise	-
Permanent Advertising	84,974
Operating	133,061
 Over 30 Days	 135,896
 Over 60 Days	 42,546
 Over 90 Days	
Time Out for Women	29,652
 Total Accounts Receivable @ 10/31/05	 1,283,563

VAN ANDEL ARENA
INDIRECT EXPENSE SUMMARY
PERIOD ENDING 10/31/05

	CURRENT			YTD		
	ACTUAL	BUDGET	LAST YEAR	ACTUAL	BUDGET	LAST YEAR
Salaries Administration	53,179	57,384	56,052	238,841	229,536	237,291
Part-Time	6,366	3,333	8,880	19,575	13,332	18,502
Wages-Trade	65,497	77,921	63,088	253,450	311,684	271,644
Wages-Trade Part-Time	0	0	0	0	0	5,020
Sales Commissions Group Sales	180	0	0	1,542	0	0
Auto Allowance	577	0	577	2,308	0	2,308
Auto Expense	300	985	0	1,200	3,940	1,200
Taxes & Benefits	35,378	33,992	32,465	143,381	135,968	135,648
Less: Allocation/Reimbursement	<56,113>	<64,795>	<41,567>	<186,088>	<259,180>	<219,191>
TOTAL LABOR COSTS	105,363	108,820	119,494	474,211	435,280	452,421
Contracted Security	19,371	19,000	18,239	78,778	76,000	75,802
Contracted Cleaning	2,174	2,500	2,098	15,214	10,000	10,148
Other Contracted Services	4,905	300	314	7,119	1,200	1,876
Travel & Entertainment	1,011	858	213	3,455	3,432	936
Corporate Travel	0	625	0	509	2,500	0
Meetings & Conventions	1,358	350	0	2,122	1,400	2,436
Dues & Subscriptions	762	208	841	1,861	832	1,409
Employee Training	0	750	0	337	3,000	200
Computer Expense	5,987	5,417	3,250	25,410	21,668	20,315
Professional Fees	2,155	2,583	2,801	8,431	10,332	8,906
Marketing & Advertising	3,956	7,834	2,541	17,160	31,336	10,325
Box Office Expenses	473	0	9	<863>	0	<152>
Small Equipment	0	0	0	0	0	409
Trash Removal	1,907	1,500	1,497	4,738	6,000	3,534
Equipment Rental	1,119	1,250	1,067	5,766	5,000	4,721
Landscaping	150	0	0	1,284	0	0
Exterminating	248	300	248	1,551	1,200	990
Cleaning	0	900	0	2,650	3,600	0
Repairs & Maintenance	12,208	9,333	9,591	51,733	37,332	44,510
Supplies	14,901	12,841	18,865	67,197	51,364	40,356
Bank Service Charges	922	750	689	2,299	3,000	2,273
Insurance	12,206	15,473	13,360	44,921	61,892	41,634
Printing & Stationary	0	1,750	0	0	7,000	687
Office Supplies	1,286	1,000	1,036	5,919	4,000	3,816
Postage	438	1,000	387	2,547	4,000	3,517
Parking Expense	2,076	2,000	4,278	8,868	8,000	10,694
Telephone Long Distance	4,762	5,000	6,904	29,224	20,000	24,381
Utilities	50,821	61,317	45,140	178,850	245,268	146,395
Base Fee	20,433	20,533	19,935	80,986	82,132	79,159
Common Area Expense	<2,554>	<2,945>	<2,419>	<9,906>	<11,780>	<10,639>
Less: Allocated/Reimbursement	<1,235>	<375>	<1,259>	<1,970>	<1,500>	<3,419>
TOTAL MATERIAL AND SERVICES	161,840	172,052	149,624	636,192	688,208	525,219
TOTAL INDIRECT EXPENSES	267,203	280,872	269,119	1,110,402	1,123,488	977,640

**SMG - Van Andel Arena & DeVos Place
Grand Rapids - Kent County Convention/Arena Authority
Management Fee Summary
Fiscal Year Ending June 30, 2006**

MANAGEMENT FEE SUMMARY

	Arena Estimate	DeVos Place Estimate	Total Estimate	FY 2005 Estimate
Net Revenue above Expenses	1,462,923	(996,656)	466,267	527,507
Benchmark	1,689,156	(1,154,237)	534,919	259,115
Excess	(226,233)	157,581	(68,652)	268,392

Incentive Fee Calculation (Only if above greater than zero)

	Arena Estimate	DeVos Place Estimate	Total Estimate	FY 2005 Estimate
Base Fee	245,200	245,200	490,400	478,439
Incentive Fee				
Revenue	4,840,887	3,824,834	8,665,721	8,684,919
Benchmark Revenue	4,576,971	3,680,413	8,257,384	7,712,250
Revenue Excess	263,916	144,421	408,337	972,669
Incentive Fee **	-	-	-	194,533
Total SMG Management Fee	245,200	245,200	490,400	672,972

** Incentive fee is 20% of the first \$1 million in excess, 25% of remaining capped at base fee amount.

11:40 AM

11/09/05

Accrual Basis

Grand Rapids-Kent County Convention/Arena Authority
Balance Sheet
As of October 31, 2005

	<u>Oct 31, 05</u>
ASSETS	
Current Assets	
Checking/Savings	
1020 · Cash - Construction - Max Saver	1,253,850.90
1030 · Cash - Construction	432,592.28
1050 · Operations - Cash	<u>1,078,279.61</u>
Total Checking/Savings	2,764,722.79
Other Current Assets	
1070 · Kent County - Operating	5,089,929.45
1080 · Kent County - Capital Replcmnt	<u>11,237,150.92</u>
Total Other Current Assets	<u>16,327,080.37</u>
Total Current Assets	19,091,803.16
Fixed Assets	
Vehicles	<u>23,470.00</u>
Total Fixed Assets	<u>23,470.00</u>
TOTAL ASSETS	<u>19,115,273.16</u>
LIABILITIES & EQUITY	
Liabilities	
Current Liabilities	
Accounts Payable	
2000 · Accounts Payable	<u>279,663.27</u>
Total Accounts Payable	<u>279,663.27</u>
Total Current Liabilities	<u>279,663.27</u>
Total Liabilities	279,663.27
Equity	
3000 · Opening Bal Equity	37,652,992.39
3900 · Retained Earnings	-18,297,908.43
Net Income	<u>-519,474.07</u>
Total Equity	<u>18,835,609.89</u>
TOTAL LIABILITIES & EQUITY	<u>19,115,273.16</u>

1:54 PM

11/08/05

Grand Rapids-Kent County Convention/Arena Authority**Reconciliation Detail****1020 - Cash - Construction - Max Saver, Period Ending 10/31/2005**

<u>Type</u>	<u>Date</u>	<u>Num</u>	<u>Name</u>	<u>Memo</u>	<u>Clr</u>	<u>Amount</u>	<u>Balance</u>
Beginning Balance							1,250,020.47
Cleared Transactions							
Deposits and Credits - 1 item							
Deposit	10/31/2005			Interest	X	3,830.43	3,830.43
Total Deposits and Credits						3,830.43	3,830.43
Total Cleared Transactions						3,830.43	3,830.43
Cleared Balance						3,830.43	1,253,850.90
Register Balance as of 10/31/2005						3,830.43	1,253,850.90
Ending Balance						<u>3,830.43</u>	<u>1,253,850.90</u>

1:56 PM

11/08/05

Grand Rapids-Kent County Convention/Arena Authority

Reconciliation Detail

1030 · Cash - Construction, Period Ending 10/31/2005

Type	Date	Num	Name	Memo	Clr	Amount	Balance
Beginning Balance							431,317.59
Cleared Transactions							
Deposits and Credits - 1 Item							
Deposit	10/31/2005			Interest	X	1,274.69	1,274.69
Total Deposits and Credits						1,274.69	1,274.69
Total Cleared Transactions						1,274.69	1,274.69
Cleared Balance						1,274.69	432,592.28
Register Balance as of 10/31/2005						1,274.69	432,592.28
Ending Balance						1,274.69	432,592.28

2:45 PM

11/08/05

Grand Rapids-Kent County Convention/Arena Authority Reconciliation Detail

1050 - Operations - Cash, Period Ending 10/31/2005

Type	Date	Num	Name	Memo	Clr	Amount	Balance
Beginning Balance							1,262,490.05
Cleared Transactions							
Checks and Payments - 23 Items							
Bill Pmt -Check	9/28/2005	6193	Priority Health		X	-312.72	-312.72
Bill Pmt -Check	9/28/2005	6192	ICMA Retirement C...		X	-50.00	-362.72
Bill Pmt -Check	9/28/2005	6191	ICMA Retirement C...		X	-260.96	-623.68
Bill Pmt -Check	9/28/2005	6189	DTE Energy		X	-20.40	-644.08
Bill Pmt -Check	9/28/2005	6188	Dickinson Wright P...		X	-310.00	-954.08
Bill Pmt -Check	9/28/2005	6190	Grand Rapids City ...		X	-10,203.93	-11,158.01
Check	9/30/2005	10113	Susan M. Waddell		X	-1,434.68	-12,592.69
Bill Pmt -Check	10/14/2005	6203	Rapid Hot Coffee S...		X	-27.68	-12,620.37
Bill Pmt -Check	10/14/2005	6202	Kent Count Dept of ...		X	-9,905.25	-22,525.62
Bill Pmt -Check	10/14/2005	6201	J & L Roofing		X	-110,000.00	-132,525.62
Bill Pmt -Check	10/14/2005	6200	ICMA Retirement C...		X	-100.00	-132,625.62
Bill Pmt -Check	10/14/2005	6199	ICMA Retirement C...		X	-521.92	-133,147.54
Bill Pmt -Check	10/14/2005	6198	Grand Rapids City ...		X	-7,428.02	-140,575.56
Bill Pmt -Check	10/14/2005	6196	Gene E. Fonger, O.D.		X	-109.00	-140,684.56
Bill Pmt -Check	10/14/2005	6195	Consumers Energy		X	-31,763.00	-172,447.56
Check	10/14/2005	10114	Susan M. Waddell		X	-1,424.13	-173,871.69
Check	10/14/2005	10114	Susan M. Waddell		X	-812.19	-174,683.88
Bill Pmt -Check	10/14/2005	6197	Grand Rapids City ...		X	-4,553.00	-179,236.88
Check	10/19/2005			Service Charge	X	-157.00	-179,393.88
Check	10/28/2005	10115	Susan M. Waddell		X	-791.09	-180,184.97
Bill Pmt -Check	10/28/2005	6205	Consumers Energy		X	-71,751.77	-251,936.74
Bill Pmt -Check	10/28/2005	6210	Premovation Audio ...		X	-35,000.00	-286,936.74
Check	10/28/2005	10115	Susan M. Waddell		X	-1,434.68	-288,371.42
Total Checks and Payments						-288,371.42	-288,371.42
Deposits and Credits - 36 Items							
Deposit	9/30/2005		DeVos Place ...		X	690.50	690.50
Deposit	10/1/2005		DeVos Place ...		X	325.00	1,015.50
Deposit	10/1/2005		DeVos Place ...		X	1,001.50	2,017.00
Deposit	10/2/2005		DeVos Place ...		X	637.00	2,654.00
Deposit	10/3/2005		DeVos Place ...		X	1,463.00	4,117.00
Deposit	10/4/2005		DeVos Place ...		X	2,538.00	6,655.00
Deposit	10/5/2005		Van Andel Ar...		X	11,522.00	18,177.00
Deposit	10/5/2005		DeVos Place ...		X	2,304.50	20,481.50
Deposit	10/6/2005		DeVos Place ...		X	1,029.50	21,511.00
Deposit	10/7/2005		DeVos Place ...		X	1,464.50	22,975.50
Deposit	10/8/2005		DeVos Place ...		X	2,866.50	25,842.00
Deposit	10/9/2005		DeVos Place ...		X	867.00	26,709.00
Deposit	10/10/2005		DeVos Place ...		X	415.50	27,124.50
Deposit	10/11/2005		Deposit		X	500.00	27,624.50
Deposit	10/11/2005		DeVos Place ...		X	2,034.50	29,659.00
Deposit	10/12/2005		DeVos Place ...		X	1,166.00	30,825.00
Deposit	10/13/2005		DeVos Place ...		X	1,013.00	31,838.00
Deposit	10/14/2005		DeVos Place ...		X	2,654.50	34,492.50
Deposit	10/15/2005		DeVos Place ...		X	3,117.00	37,609.50
Deposit	10/16/2005		DeVos Place ...		X	377.00	37,986.50
Deposit	10/17/2005		DeVos Place ...		X	2,538.50	40,525.00
Deposit	10/18/2005		DeVos Place ...		X	767.50	41,292.50
Deposit	10/19/2005		DeVos Place ...		X	1,647.50	42,940.00
Deposit	10/20/2005		DeVos Place ...		X	1,644.50	44,584.50
Deposit	10/20/2005		Excess cash ...		X	100,000.00	144,584.50
Deposit	10/20/2005		Excess cash ...		X	150,000.00	294,584.50
Deposit	10/21/2005		DeVos Place ...		X	834.00	295,418.50
Deposit	10/22/2005		DeVos Place ...		X	716.50	296,135.00
Deposit	10/24/2005		DeVos Place ...		X	108.00	296,243.00
Deposit	10/25/2005		DeVos Place ...		X	171.00	296,414.00
Deposit	10/26/2005		DeVos Place ...		X	618.00	297,032.00
Deposit	10/27/2005		DeVos Place ...		X	930.00	297,962.00
Deposit	10/28/2005		DeVos Place ...		X	1,616.00	299,578.00
Deposit	10/29/2005		DeVos Place ...		X	614.50	300,192.50

2:45 PM

11/08/05

Grand Rapids-Kent County Convention/Arena Authority Reconciliation Detail

1050 · Operations - Cash, Period Ending 10/31/2005

Type	Date	Num	Name	Memo	Clr	Amount	Balance
Deposit	10/30/2005			DeVos Place ...	X	598.00	300,790.50
Deposit	10/31/2005			Interest	X	3,990.52	304,781.02
Total Deposits and Credits						304,781.02	304,781.02
Total Cleared Transactions						16,409.60	16,409.60
Cleared Balance						16,409.60	1,278,899.65
Uncleared Transactions							
Checks and Payments - 8 Items							
Bill Pmt -Check	4/28/2005	6112	Priority Health			-398.73	-398.73
Bill Pmt -Check	10/28/2005	6209	Kendall Electric, Inc.			-2,462.40	-2,861.13
Bill Pmt -Check	10/28/2005	6211	Priority Health			-312.72	-3,173.85
Bill Pmt -Check	10/28/2005	6212	SMG - Philadelphia			-194,533.00	-197,706.85
Bill Pmt -Check	10/28/2005	6208	ICMA Retirement C...			-50.00	-197,756.85
Bill Pmt -Check	10/28/2005	6207	ICMA Retirement C...			-260.96	-198,017.81
Bill Pmt -Check	10/28/2005	6206	DTE Energy			-1,475.19	-199,493.00
Bill Pmt -Check	10/28/2005	6204	Amway Grand Plaza			-1,314.04	-200,807.04
Total Checks and Payments						-200,807.04	-200,807.04
Deposits and Credits - 1 Item							
Deposit	10/31/2005			DeVos Place ...		187.00	187.00
Total Deposits and Credits						187.00	187.00
Total Uncleared Transactions						-200,620.04	-200,620.04
Register Balance as of 10/31/2005						-184,210.44	1,078,279.61
New Transactions							
Deposits and Credits - 7 Items							
Deposit	11/1/2005			DeVos Place ...		1,066.00	1,066.00
Deposit	11/2/2005			DeVos Place ...		2,263.00	3,329.00
Deposit	11/2/2005			Van Andel Ar...		11,522.00	14,851.00
Deposit	11/3/2005			DeVos Place ...		4,947.50	19,798.50
Deposit	11/4/2005			DeVos Place ...		4,515.50	24,314.00
Deposit	11/5/2005			DeVos Place ...		1,695.00	26,009.00
Deposit	11/6/2005			DeVos Place ...		1,033.50	27,042.50
Total Deposits and Credits						27,042.50	27,042.50
Total New Transactions						27,042.50	27,042.50
Ending Balance						-157,167.94	1,105,322.11

1:59 PM

11/08/05

Grand Rapids-Kent County Convention/Arena Authority Reconciliation Detail

1070 - Kent County - Operating, Period Ending 10/31/2005

Type	Date	Num	Name	Memo	Clr	Amount	Balance
Beginning Balance							5,075,879.99
Cleared Transactions							
Deposits and Credits - 1 Item							
Deposit	10/1/2005			Interest	X	14,049.46	14,049.46
Total Deposits and Credits						14,049.46	14,049.46
Total Cleared Transactions						14,049.46	14,049.46
Cleared Balance						14,049.46	5,089,929.45
Register Balance as of 10/31/2005						14,049.46	5,089,929.45
Ending Balance						14,049.46	5,089,929.45

1:57 PM

11/08/05

Grand Rapids-Kent County Convention/Arena Authority**Reconciliation Detail****1080 - Kent County - Capital Replicmnt, Period Ending 10/31/2005**

Type	Date	Num	Name	Memo	Clr	Amount	Balance
Beginning Balance							
Cleared Transactions							11,206,133.61
Deposits and Credits - 1 Item							
Deposit	10/1/2005			Interest	X	31,017.31	31,017.31
Total Deposits and Credits						31,017.31	31,017.31
Total Cleared Transactions						31,017.31	31,017.31
Cleared Balance						31,017.31	11,237,150.92
Register Balance as of 10/31/2005						31,017.31	11,237,150.92
Ending Balance						<u>31,017.31</u>	<u>11,237,150.92</u>

1:08 PM

11/09/05

Accrual Basis

Grand Rapids-Kent County Convention/Arena Authority
Profit & Loss
 July through October 2005

	Jul - Oct 05
Income	
4500 · Interest on Investments	203,079.07
4530 · Facility Operations	250,000.00
4540 · Land Lease	47,493.50
4545 · Parking Revenues	79,696.25
4550 · Miscellaneous Revenue	500.00
Total Income	580,768.82
Expense	
6000 · Professional Services	
6001 · Accounting/Auditing Services	2,079.76
6040 · Legal Services	310.00
Total 6000 · Professional Services	2,389.76
6060 · Other Contractual Services	-23,400.00
6065 · Pedestrian Safety	10,705.72
6068 · Parking Management	17,029.40
6100 · Other Supplies & Expenses	
6020 · Computer Services	249.95
6030 · Insurance-Property/Liability	8,630.00
6110 · Meeting Expense	1,397.08
6120 · Supplies	481.80
Total 6100 · Other Supplies & Expenses	10,758.83
6160 · Facility Repair and Maintenance	27,306.25
6200 · Capital Replacement Projects	384,640.02
6300 · Utilities Expense	
6301 · Electricity	379,612.21
6310 · Natural Gas	3,668.81
6320 · Steam	33,132.05
6340 · Water & Sewer	33,664.84
Total 6300 · Utilities Expense	450,077.91
6600 · SMG Incentive Fees	194,533.00
8000 · Personal Services	
8001 · Employee Wages	19,709.85
8030 · Employee Benefits	6,492.15
Total 8000 · Personal Services	26,202.00
Total Expense	1,100,242.89
Net Income	-519,474.07

Grand Rapids-Kent County Convention/Arena Authority
Profit & Loss by Fund
July through October 2005

	Convention Center (Construction)	Admin & Capital Replacement (Operations)	TOTAL
Income			
4500 · Interest on Investments	134,582.47	68,496.60	203,079.07
4530 · Facility Operations	0.00	250,000.00	250,000.00
4540 · Land Lease	0.00	47,116.50	47,493.50
4545 · Parking Revenues	0.00	77,158.25	79,696.25
4550 · Miscellaneous Revenue	0.00	500.00	500.00
Total Income	134,582.47	443,271.35	580,768.82
Expense			
6000 · Professional Services			
6001 · Accounting/Auditing Services	0.00	2,079.76	2,079.76
6040 · Legal Services	0.00	310.00	310.00
Total 6000 · Professional Services	0.00	2,389.76	2,389.76
6060 · Other Contractual Services	-23,400.00	0.00	-23,400.00
6065 · Pedestrian Safety	0.00	10,705.72	10,705.72
6068 · Parking Management	0.00	17,029.40	17,029.40
6100 · Other Supplies & Expenses			
6020 · Computer Services	0.00	249.95	249.95
6030 · Insurance-Property/Liability	0.00	8,630.00	8,630.00
6110 · Meeting Expense	0.00	1,397.08	1,397.08
6120 · Supplies	0.00	481.80	481.80
Total 6100 · Other Supplies & Expenses	0.00	10,758.83	10,758.83
6160 · Facility Repair and Maintenance	0.00	27,306.25	27,306.25
6200 · Capital Replacement Projects	0.00	384,640.02	384,640.02
6300 · Utilities Expense			
6301 · Electricity	0.00	379,612.21	379,612.21
6310 · Natural Gas	0.00	3,668.81	3,668.81
6320 · Steam	0.00	33,132.05	33,132.05
6340 · Water & Sewer	0.00	33,664.84	33,664.84
Total 6300 · Utilities Expense	0.00	450,077.91	450,077.91
6600 · SMG Incentive Fees	0.00	194,533.00	194,533.00
8000 · Personal Services			
8001 · Employee Wages	0.00	19,709.85	19,709.85
8030 · Employee Benefits	0.00	6,492.15	6,492.15
Total 8000 · Personal Services	0.00	26,202.00	26,202.00
Total Expense	-23,400.00	1,123,642.89	1,100,242.89
Net Income	157,982.47	-680,371.54	-519,474.07

Grand Rapids-Kent County Convention/Arena Authority
Profit & Loss Budget vs. Actual
July through October 2005

	TOTAL			
	Jul - Oct 05	Budget	\$ Over Budget	% of Budget
Income				
4500 · Interest on Investments	203,079.07	45,000.00	158,079.07	451.29%
4530 · Facility Operations	250,000.00	839,812.00	-589,812.00	29.77%
4540 · Land Lease	47,493.50	46,064.00	1,429.50	103.1%
4545 · Parking Revenues	79,696.25	171,168.00	-91,471.75	46.56%
4550 · Miscellaneous Revenue	500.00	5,000.00	-4,500.00	10.0%
Total Income	580,768.82	1,107,044.00	-526,275.18	52.46%
Expense				
6000 · Professional Services				
6001 · Accounting/Auditing Services	2,079.76	12,732.00	-10,652.24	16.34%
6040 · Legal Services	310.00	10,000.00	-9,690.00	3.1%
Total 6000 · Professional Services	2,389.76	22,732.00	-20,342.24	10.51%
6060 · Other Contractual Services	-23,400.00			
6065 · Pedestrian Safety	10,705.72	25,536.00	-14,830.28	41.92%
6068 · Parking Management	17,029.40	113,968.00	-96,938.60	14.94%
6100 · Other Supplies & Expenses				
6020 · Computer Services	249.95			
6030 · Insurance-Property/Liability	8,630.00	6,932.00	1,698.00	124.5%
6110 · Meeting Expense	1,397.08	268.00	1,129.08	521.3%
6120 · Supplies	481.80	332.00	149.80	145.12%
Total 6100 · Other Supplies & Expenses	10,758.83	7,532.00	3,226.83	142.84%
6160 · Facility Repair and Maintenance	27,306.25			
6200 · Capital Replacement Projects	384,640.02	1,522,932.00	-1,138,291.98	25.26%
6300 · Utilities Expense				
6301 · Electricity	379,612.21	364,500.00	15,112.21	104.15%
6310 · Natural Gas	3,668.81	10,668.00	-6,999.19	34.39%
6320 · Steam	33,132.05	313,952.00	-280,819.95	10.55%
6340 · Water & Sewer	33,664.84	47,800.00	-14,135.16	70.43%
Total 6300 · Utilities Expense	450,077.91	736,920.00	-286,842.09	61.08%
6500 · DID Assessment	0.00	15,680.00	-15,680.00	0.0%
6600 · SMG Incentive Fees	194,533.00			
8000 · Personal Services				
8001 · Employee Wages	19,709.85	18,848.00	861.85	104.57%
8030 · Employee Benefits	6,492.15	5,856.00	636.15	110.86%
Total 8000 · Personal Services	26,202.00	24,704.00	1,498.00	106.06%
Total Expense	1,100,242.89	2,470,004.00	-1,369,761.11	44.54%
Net Income	-519,474.07	-1,362,960.00	843,485.93	38.11%

**GRAND RAPIDS-KENT COUNTY
CONVENTION/ARENA AUTHORITY**

**RESOLUTION AUTHORIZING THE CHAIRMAN TO SEND NOTICE
OF TERMINATION OF MANAGEMENT AGREEMENT TO SMG BY
DECEMBER 31, 2005**

Boardmember _____, supported by Boardmember _____,

moved the adoption of the following resolution:

WHEREAS, the Grand Rapids-Kent County Convention/Arena Authority (the "CAA") owns and operates the DeVos Place® and leases and operates the Van Andel Arena®; and

WHEREAS, SMG, a Pennsylvania general partnership, engaged in the business of providing management services, including operations and marketing services, for public assembly facilities, has provided such services to both DeVos Place® (including its predecessor the Grand Center and DeVos Hall) and the Van Andel Arena® since 1996; and

WHEREAS, the CAA has previously entered into a Management Agreement dated as of July 1, 2001, with SMG to provide management services for DeVos Place® and the Van Andel Arena®, which Management Agreement terminates on June 30, 2006; and

WHEREAS, the CAA desires to negotiate a new agreement with SMG upon terms mutually acceptable to the CAA and SMG; and

WHEREAS, under said Management Agreement, the CAA must provide SMG with 180 days' prior written notice of such termination; and

WHEREAS, if such mutually acceptable terms are unable to be negotiated, the CAA intends to solicit requests for proposals for such management services.

RESOLVED:

1. That Chairman Steven Heacock is authorized to send Notice of Termination of Management Agreement to SMG by December 31, 2005 in order to negotiate a new agreement with SMG for the provision of management services at DeVos Place® and the Van Andel Arena®, which new agreement shall be brought to the CAA Board for approval.

2. That all resolutions or parts of resolutions in conflict herewith shall be, and the same are hereby, rescinded to the extent of such conflict.

YEAS: Boardmembers:

NAYS: Boardmembers:

ABSTAIN: Boardmembers:

ABSENT: Boardmembers:

Dated: December 7, 2005

Susan M. Waddell
Administrative Manager/Recording Secretary

CERTIFICATION

I, the undersigned duly qualified and acting Administrative Manager/Recording Secretary of the Grand Rapids-Kent County Convention/Arena Authority (the "CAA"), do hereby certify that the foregoing is a true and complete copy of a resolution adopted by the CAA Board at a meeting held on December 7, 2005, and that public notice of said meeting was given pursuant to and in compliance with Act 267 of the Public Acts of Michigan of 1976, as amended.

Dated: December 7, 2005

Susan M. Waddell
Administrative Manager/Recording Secretary



December 8, 2005

Mr. Thomas L. Connors
Senior Regional Vice President
SMG
701 Market Street, 4th Floor
Philadelphia, Pennsylvania 19106

Dear Thom:

Reference is made to the Management Agreement dated as of July 1, 2001 (the "Agreement") between the Grand Rapids-Kent County Convention Arena Authority (the "CAA") and SMG related to the management of the VanAndel Arena and DeVos Place. The current term of the Agreement ends June 30, 2006. Section 3.1(b) of the Agreement requires that the CAA give SMG written notice of its intent to renew or not renew the Agreement for an additional five year term at least 180 days prior to June 30, 2006, i.e., December 31, 2005.

In order to provide additional time for the CAA and SMG to negotiate the terms of a new agreement, discussions of which have been ongoing, the parties hereby agree to extend the date for giving the above-referenced notice from December 31, 2005 to January 31, 2006.

If the foregoing is acceptable to you, please indicate your acceptance by signing where indicated below.

Sincerely,

Steven R. Heacock
Chairman

AGREED AND ACCEPTED:

SMG

Thomas L. Connors
Senior Regional Vice President

Dated: December __, 2005



Van Andel Arena®
130 Fulton West
Grand Rapids, MI 49503-2601
616.742.6600
Fax 616.742.6197

DEVOS PLACE

DeVos Place®
303 Monroe Ave. NW
Grand Rapids, MI 49503-2233
616.742.6500
Fax 616.742.6590



**GRAND RAPIDS-KENT COUNTY
CONVENTION/ARENA AUTHORITY**

**RESOLUTION CONSENTING TO THE SUBLEASE OF CERTAIN
RETAIL SPACE AT THE VAN ANDEL ARENA BY WEST MICHIGAN
HOCKEY, INC. TO PERFECT GAME, INC.**

Boardmember _____, supported by Boardmember _____, moved
the adoption of the following resolution:

WHEREAS, West Michigan Hockey, Inc. ("WMH") entered into a Lease Agreement dated October 11, 1995 (the "Lease"), related to the use of Van Andel Arena, with the Downtown Development Authority of the City of Grand Rapids (the "DDA") which was subsequently assigned by the DDA to the Grand Rapids-Kent County Convention/Arena Authority (the "CAA"); and

WHEREAS, said Lease authorized WMH to use certain designated space at the Van Andel Arena as a retail store (the "Retail Store Leased Space") subject to the terms and conditions of the Lease; and

WHEREAS, WMH desires to sublease such Retail Store Leased Space to Perfect Game, Inc. ("Perfect Game") subject to the terms of a sublease dated September 1, 2005 between WMH and Perfect Game and has requested the CAA to consent to such sublease of the Retail Store Lease Space.

RESOLVED:

1. That the CAA consents to the sublease by WMH to Perfect Game pursuant to the terms and conditions of the Sublease in the form presented at this meeting and authorizes the Chairman or any other officer of the CAA to acknowledge such consent in the Sublease.
2. That all resolutions or parts of resolutions in conflict herewith shall be, and the same are hereby, rescinded to the extent of such conflict.

YEAS: Boardmembers _____

NAYS: Boardmembers _____

ABSTAIN: Boardmembers _____

ABSENT: Boardmembers _____

RESOLUTION DECLARED ADOPTED.

Dated: December 9, 2005

Susan M. Waddell
Administrative Manager/Recording Secretary

CERTIFICATION

I, the undersigned duly qualified and acting Administrative Manager/Recording Secretary of the Grand Rapids-Kent County Convention/Arena Authority (the "CAA"), do hereby certify that the foregoing is a true and complete copy of a resolution adopted by the CAA Board at a meeting held on December 9, 2005, and that public notice of said meeting was given pursuant to and in compliance with Act 267 of the Public Acts of Michigan of 1976, as amended.

Dated: December 9, 2005

Susan M. Waddell
Administrative Manager/Recording Secretary

SUBLEASE

THIS SUBLEASE is dated September 1, 2005, by and between WEST MICHIGAN HOCKEY, INC., a Michigan corporation ("Sub-Landlord") and PERFECT GAME, INC., a Michigan corporation, ("Sub-Tenant").

Sub-Landlord entered into a Lease with the Downtown Development Authority of The City of Grand Rapids ("DDA"), dated October 11, 1995, which was subsequently assigned to the Kent County Convention Arena Authority ("CAA")(collectively, the "Lease") pursuant to which Sub-Landlord leased from CAA approximately 2,500 rentable square feet ("RSF") located in Van Andel Arena as more particularly described in attached Exhibit A (the "Premises").

1. Sublease; Premises. Sub-Landlord hereby allows Sub-Tenant access to the Premises.
2. Term. The term of this Sublease will commence on September 1, 2005, and will expire on May 31, 2007, or one (1) week after the last Arena Football game played by the Grand Rapids Rampage or the American Hockey League game played by the Grand Rapids Griffins.
3. Rent. Rent for above-mentioned Term shall be \$3,416.04 payable in monthly installments of \$284.67. The first month's rent and security deposit, in the amount of \$569.34, is payable upon execution of this Sublease and sent to Sub-Landlord.
4. Compliance With Lease. Sub-Tenant subleases the Premises from Sub-Landlord, on the terms and subject to the covenants and conditions contained in the Lease that are applicable to the Premises, except as otherwise provided in this Sublease. Sub-Tenant and Sub-Landlord agree that all of the terms, covenants and conditions (except as modified by this instrument or inconsistent herewith) related to the Premises which are to be observed or performed by Sub-Landlord as tenant under the Lease are incorporated herein by reference and imposed on Sub-Tenant with the same force and effect as though fully set forth herein. Except where inconsistent with this Sublease, wherever the word "Landlord" appears in the Lease, the word "Sub-Landlord" shall be substituted; and wherever the word "Tenant" appears in the Lease, the word "Sub-Tenant" shall be substituted. Sub-Tenant covenants and agrees for itself and its successors and assigns that it shall perform and observe all of said terms, covenants and conditions related to the Premises, and that it shall do nothing which will have the effect of creating a breach on the part of Sub-Landlord of any of said terms, covenants or conditions.
5. Additional Rent. Sub-Tenant shall pay \$369.91 per month for gas, water and electric. Sub-Tenant shall be solely responsible for any telephone and/or cable expenses.
6. Use Of Premises. Sub-Tenant shall use the Premises for the resale of sports merchandise or other logo merchandise including the merchandise of performers or acts that appear at the Arena. This resale of other logo merchandise is at the sole discretion of the Sub-Tenant and subject to the approval of the Grand Rapids-Kent County Convention/Arena Authority ("CAA") and/or SMG.
7. Notice Of Breach Of Lease.
 - (a) If for any reason, Sub-Tenant is notified by Landlord of any breach of the terms, covenants or conditions contained in the Lease, Sub-Tenant hereby agrees immediately to notify Sub-Landlord in writing of said notice, stating therein the grounds for the claimed breach, said writing to be sent to Sub-Landlord in the most expeditious manner available. Sub-Tenant shall

promptly cure said breach and shall promptly provide to Sub-Landlord written evidence of said cure.

(b) If for any reason, Sub-Landlord is notified by Landlord of any breach of the terms, covenants or conditions contained in the Lease, which by the terms of this Sublease are the obligations of Sub-Tenant to perform, Sub-Landlord hereby agrees to immediately notify Sub-Tenant in writing of said notice stating therein the grounds for the claimed breach, said written notice to be sent to Sub-Tenant in the most expeditious manner available. Sub-Tenant shall promptly cure said breach and promptly provide to Sub-Landlord written evidence of said cure.

8. Sublease; Assignment. Neither the Premises, nor any part thereof, shall be sublet, assigned, leased or occupied by anyone other than Sub-Tenant (nor shall Sub-Tenant's interest in the Premises be encumbered in any way) during the term hereof without the prior written consent of Sub-Landlord.

9. Indemnification. Sub-Tenant shall indemnify Sub-Landlord and save Sub-Landlord harmless from and against any and all claims, actions, damages, liabilities and expenses (including costs and actual attorneys' fees) (a) in connection with death or injury to person(s) or loss or damage to property occurring in, on or about, or arising out of, the Premises, the use or occupancy thereof, or the conduct or operation of Sub-Tenant's business, or arising from any cause whatsoever (except to the extent caused by the sole negligence of Sub-Landlord, its agents or employees); or (b) arising out of a default by Sub-Tenant in the performance of any of its obligations under this Sublease.

10. Inconsistency With Lease. As between Sub-Landlord and Sub-Tenant, the terms of this Sublease shall govern in the event of any inconsistency between it and the Lease.

11. Surrender Of Premises. Upon the expiration of this Sublease, Sub-Tenant will restore the Premises to the same condition in which they were in at the beginning of the Term of this Sublease, remove all of its personal property (including all signs, symbols and trademarks pertaining to its business) from the Premises and repair any damage to the Premises caused by such removal and surrender possession of the Premises to Sub-Landlord or Landlord.

12. Notices. Any notice, authorization, consent, or other communication required or permitted hereunder shall be in a writing signed by an authorized officer or representative of the party sending such communication. Except as otherwise expressly provided herein, any such communication shall be deemed effective when personally delivered, sent by telecopy, sent by overnight express delivery service with charges prepaid or when sent (postage prepaid) by certified mail with return receipt requested to the intended recipient at its address set forth above.

13. Default. Anything in the Lease to the contrary notwithstanding, (a) all payments or performance not made on their due date shall be in default and no notice or grace period shall be provided; and (b) if Sub-Tenant defaults in its obligations hereunder, Sub-Landlord may, in addition to the remedies set forth in the Lease, without notice or a grace period, accelerate all unpaid rent due until the end of term and call for immediate payment thereof as liquidated damages.

14. Cross-Default. A default by either party under this Agreement shall be deemed a default under the Asset Purchase Agreement, the Security Agreement, the Promissory Note and the Merchandising Agreement entered into between the parties of even date herewith ("Related

Documents") entitling the non-defaulting party to all rights and remedies provided herewith and in the Related Documents.

15. Landlord's Consent. This Sublease shall not be effective unless it and Sub-Tenant's proposed use of and modifications to the Premises shall have been approved by Landlord. Landlord shall evidence its approval by executing this Sublease.

WEST MICHIGAN HOCKEY, INC.,
a Michigan corporation

By: _____

Its: _____

President

PERFECT GAME, INC.

By: _____

Its: _____

PRESIDENT

ADDRESS:

130 West Fulton

Grand Rapids MI, 49503

ATTENTION: Tim Gortsema

TELEPHONE: 616.774.4585

FAX: 616.774.5464

EMAIL: tgortsema@grgriffins.com

ADDRESS:

2018 CHICAGO DR

JENISON, MI 49428

ATTENTION: Jeff Gebben

TELEPHONE: 616-443-7392

FAX: 616-662-4301

EMAIL: JEGBB@ADL.com

The undersigned hereby consents to the sublease of the Premises, as defined above, to the Sub-Tenant, as defined above.




KENT COUNTY CONVENTION
ARENA AUTHORITY

Grand Rapids, Michigan 49503

By _____

Its _____

DATE	EVENT	EC	MOD	ROOM	TIME	FUNCTION
Wed, Nov 30	Steven Curtis Chapman	AH	RICH	Arena	8:00 AM 2:00 PM 4P-5P 6:00 PM 7P-7:20P 7:20P-8:30P 8:30P-8:50P 8:50P-9:45P 9:45P-10P 10:00 PM	Load-in Chair set Sound Check Doors Mercy Me & Steven Curtis Chapman Mercy Me Intermission Steven Curtis Chapman Steven Curtis Chapman & Mercy Me Load-out
	Steven Curtis Chapman	MW		Banquet C/D	7A-9:30P	Crew catering
Thur, Dec 1	Available					
Fri, Dec 2	Michigan State University	AH		Arena	4P-7P 7P-9P	MSU practice Arkansas-Little Rock practice
Sat, Dec 3	Michigan State University	AH	JIM	Arena	4:00 AM 5:00 AM 7:00 AM 10A-12P 11:00 AM 12P-3:30P	ESPN park and power ESPN Load-in MSU shoot around MSU reception Doors MSU vs Arkansas-Little Rock
	Griffins vs Milwaukee	AH		Arena	5P-6:30P 7:00 PM 8P-10:30P	Grandville vs E. Kentwood hockey Doors Hockey game
	Grandville Hockey Boosters	MW		Banquet B/C	4:00 PM 7P-9:30P	Set-up Banquet
Sun, Dec 4	SMG	CM		Arena	2P-5P	Staff skating party
Mon, Dec 5	Available					
Tue, Dec 6	Available					
Wed, Dec 7	Griffins vs Hamilton	AH	JIM	Arena	10A-12:30P 6:00 PM 7P-9:30P	Teams practice Doors Hockey game
	Kent County Lodging Assn.	MW		Banquet B	12:00 PM 5:45P-7P	Set-up Banquet
Thur, Dec 8	Grand Valley State University	AH		Arena	10:00 AM	Load-in
Fri, Dec 9	Grand Valley State University	AH		Arena	4:00 PM	Chair set
Sat, Dec 10	Grand Valley State University	AH	LYNNE	Arena	8:00 AM 8:30 AM 10A-12P	Doors open to concourse Bowl open Commencement ceremony
	Griffins vs Cleveland	AH		Arena	10A-12:30P 7:00 PM 8P-10:30P	Teams practice Doors Hockey game
	Michigan Laser	MW		Banquet B	12:00 PM 7P-8P	Set-up Pre-game dinner
	Michigan State Police	MW		Banquet C	12:00 PM 6:45P-8P	Set-up Banquet
Sun, Dec 11	Trans Siberian Orchestra	AH	RICH	Arena	1:30 PM 2:30 PM 6:30 PM 7:30 PM	Doors Performance Doors Performance
	Trans Siberian Orchestra	MW		Banquet C/D	3:00 AM 6A-11P	Set-up Crew catering
Mon, Dec 12	Available					
Tue, Dec 13	Centerplate	MW		Banquet D	12:00 PM 6P-9P	Set-up TIPS training

Wed, Dec 14	Available					
Thur, Dec 15	Available					
Fri, Dec 16	Available					
Sat, Dec 17	Aerosmith	AH	CHRIS	Arena	6:30 PM 7:30 PM	Doors Performance
Sun, Dec 18	Available					
Mon, Dec 19	Available					
Tue, Dec 20	Available					
Wed, Dec 21	Available					
Thur, Dec 22	Griffins vs Hershey	AH	TODD	Arena	10A-12:30P 6:00 PM 7P-9:30P	Teams practice Doors Hockey game
Fri, Dec 23	Griffins vs Cleveland	AH	KEN	Arena	10A-12:30P 6:00 PM 7P-9:30P	Teams practice Doors Hockey game
Sat, Dec 24	Closed – Christmas Eve 					
Sun, Dec 25	Closed – Christmas Day 					
Mon, Dec 26	Closed – SMG Holiday					
Tue, Dec 27	Available					
Wed, Dec 28	Griffins vs Omaha	AH	STEVE	Arena	10A-12:30P 6:00 PM 7P-9:30P	Teams practice Doors Hockey game
Thur, Dec 29						
Fri, Dec 30	Griffins vs Hamilton	AH	JIM	Arena	10A-12:30P 6:00 PM 7P-9:30P	Teams practice Doors Hockey game
Sat, Dec 31	Griffins vs Chicago	AH	JIM	Arena	10A-12:30P 6:00 PM 7P-9:30P	Teams practice Doors Hockey game
Sun, Jan 1	Happy New Year!!! 					

DECEMBER 2005

DATE	EVENT	ROOM	TIME	FUNCTION	EC	HOUSE STAFF	EMT'S	POLICE	SECURITY
THURS. DEC 1	GR SYMPHONY-POPS III- FIFTH THIRD HOLIDAY POPS	DV	9:30AM-3:00PM	AUDITIONS	AK	0	0	0	1 ST. DOOR 8:00AM - 3:30PM
	MI FARM BUREAU DELEGATES CONFERENCE	BALL A-B BALL C-D Exhibit Hall B	7:00AM-10:00PM	MEALS GENERAL SESSION	MJ	0	0	0	1 Welsh 1 Gallery 1 Mi Dock
	MESSIAH	DV	7:30PM-10:00PM	PERFORMANCE	AK	12 USHERS 6 TIX 2 COAT 6:00P-10:30P	2 EMT 6P-10:30P	2 POLICE ON MONROE 6:30P-10:30P	1 LOBBY 1 SD 6P-10:30P
	TEACH ME TO TRADE-WHITNEY	G D-F	8:30AM 9:00AM - 7:00PM	REGISTRATION SESSION	AF	0	0	0	1 GG
FRI. DEC 2	GR SYMPHONY-POPS II FIFTH THIRD HOLIDAY POPS	DV	10:00AM-2:00PM 2:30PM-5:30PM 8:00PM-10:00PM	CHANGEOVER REHEARSAL PERFORMANCE	AK	12 USHERS 6 TIX 2 COAT 6:30P-10:30P	2 EMT 6:30P-10:45P	2 POLICE ON MONROE 7P-10:30P	1 SD 1P-11P 1 LOBBY 6:30P-11P
	MI FARM BUREAU DELEGATES CONFERENCE	BALL C-D	7:00AM-5:00PM	GENERAL SESSION	MJ	0	0	0	1 Welsh 1 Gallery 1 GG
	TEACH ME TO TRADE-WHITNEY	G D-F	8:30AM 9:00AM - 7:00PM	REGISTRATION SESSION	AF	0	0	0	1 GG
	STORESONLINE INTERNATIONAL	MON A-D	10:00PM-11:00PM	SET-UP	KB	0	0	0	1 Monroe Ent.
SAT. DEC 3	GR SYMPHONY-POPS II FIFTH THIRD HOLIDAY POPS	DV	3:00PM-5:00PM 8:00PM-10:00PM	PERFORMANCE PERFORMANCE	AK	12 USHERS 6 TIX 2 COAT 1:30P-5:30P & 6:30P-10:30P	2 EMT 1:30P-10:45P	2 POLICE ON MONROE 2P-5:30P & 7P-10:30P	1 SD 1:30P-11P 1 LOBBY 1:30P-11P
	TEACH ME TO TRADE-WHITNEY	G D-F	8:30AM 9:00AM - 7:00PM	REGISTRATION SESSION	AF	0	0	0	1 GG
	MAGNA DONNELLEY HOLLAND MIRRORS HOLIDAY EVENT PARTY	BALL A-B	5:00PM - 6:00PM 6:00PM - 7:00PM 7:00PM - 12:00AM	REGISTRATION COCKTAILS DINNER/DANCING	AF	COAT CHECK??	0	0	1 Welsh
	BASIC COMMUNICATIONS HOLIDAY PARTY	BALL C	6:00PM - 11:00PM	BANQUET	AF	0	0	0	1 GG
	BRISTOL-MYERS SQUIBB	BOARDROOM	7:30AM-3:00PM	GENERAL SESSION	MJ	0	0	0	1 Welsh
	STORESONLINE INTERNATIONAL	MON A-D	6:00AM-10:00PM	GENERAL SESSION	KB	0	0	0	1 Monroe Ent.
	GREAT LAKES FRUIT, VEGETABLE AND FARM MARKET EXPO	EH A-C EH A-C pre-funct DV	8:00AM-5:00PM 8:00AM-5:00PM 3:00PM-9:30PM	SETUP REGISTRATION PERFORMANCE	KB				
SUN. DEC 4	GR SYMPHONY-POPS II FIFTH THIRD HOLIDAY POPS	DV	8:00AM-5:00PM 8:00AM-5:00PM 3:00PM-9:30PM	REGISTRATION PERFORMANCE	AK	12 USHERS 6 TIX 2 COAT 1:30P-5:30P & 6P-10P	2 EMT 1:30P-10:15P	2 POLICE ON MONROE 2P-5:30P & 6:30P-10P	1 SD 1:30P-10:30P 1 LOBBY 1:30P-10:30P
	GREAT LAKES FRUIT, VEGETABLE AND FARM MARKET EXPO	EH A-C EH A-C pre-funct DV/LYON DOCK	8:00AM-5:00PM 8:00AM-5:00PM 7:00PM-10:00PM 10:00PM-10:30PM	SETUP REGISTRATION MOVE IN REHEARSAL NOTES ON STAGE	KB	0	0	0	
MON. DEC 5	GR BALLET-NUTCRAKER	DV	8:00AM-5:00PM 8:00AM-5:00PM	REGISTRATION GENERAL SESSION	AK	0	0	0	1 SD 6P-11P
	GREAT LAKES FRUIT, VEGETABLE AND FARM MARKET EXPO	EH A-C pre-funct BALL C-D G A-F	8:00AM-5:00PM 8:00AM-5:00PM	REGISTRATION GENERAL SESSION BREAKOUT ROOM	KB	0	0	0	

DECEMBER 2005

DATE	EVENT	ROOM	TIME	FUNCTION	EC	HOUSE STAFF	EMT'S	POLICE	SECURITY
		O A-H	8:00AM-5:00PM	BREAKOUT ROOM					
	UNIVERSAL FOREST PRODUCTS CHRISTMAS PARTY	BALL C	6:00PM-11:00PM	BANQUET	AF	COAT CHECK?	0	0	1 WELSH 1 GG
TUES. DEC 6	GR BALLET-NUTCRACKER	DV	8:00AM-5:00PM 7:00PM-10:00PM 10PM-10:30PM	MOVE IN/FOCUS REHEARSAL NOTES ON STAGE	AK	0	0	0	1 SD 6P-11P
	GREAT LAKES FRUIT, VEGETABLE AND FARM MARKET EXPO	EH A-C pre-funct BALL C-D G A-F O A-H EH A-C	8:00AM-5:00PM 8:00AM-5:00PM 8:00AM-5:00PM 8:00AM-5:00PM 8:00AM-6:00PM	REGISTRATION GENERAL SESSION BREAKOUT ROOM BREAKOUT ROOM EXHIBIT	KB	0	0	0	
	TOYOTA MOTOR SALES USA	BALL A RO F	8:00AM-4:00PM 8:00AM-4:00PM	EXHIBIT MEETING	AF	0	0	0	0
	50 TH ANNIVERSARY CELEBRATION FOR BISHOP ROBERT J ROSE	BALL B	5:00PM-8:00PM	SET-UP DINNER	KB	COAT CHECK??	0	0	
WED. DEC 7	GR BALLET-NUTCRACKER	DV	8:00AM-5:00PM 11:30AM 7:00PM-10:00PM 10:00PM-10:30PM	LIGHTING FOCUS/CUES PIT SETUP REHEARSAL W ORCH. NOTES ON STAGE	AK	0	0	0	1 SD 6P-11P
	2005 GREAT LAKES FRUIT, VEGETABLE AND FARM MARKET EXPO	EH A-C pre-funct EH A-C BALL C-D G A-F O A-H EH A-C	8:00AM-5:00PM 8:00AM-3:00PM 8:00AM-5:00PM 8:00AM-5:00PM 8:00AM-5:00PM 3:01PM-11:00PM	REGISTRATION EXHIBIT GENERAL SESSION BREAKOUT ROOM BREAKOUT ROOM TEAR DOWN	KB	0	0	0	
THURS. DEC 8	GR BALLET-NUTCRACKER	DV	8:00AM-5:00PM 7:00PM-10:00PM 10:00PM-10:30PM	LIGHTING FOCUS/CUES REHEARSAL W ORCH. NOTES ON STAGE	AK	0	0	0	1 SD 6P-11P
	GVSU EDUCATION COMMENCEMENT	BALL A-D BOARDROOM EH A-C	8:00AM-11:59PM 4:00PM-8:00PM 8:00AM-12:00PM	GENERAL SESSION RECEPTION TEAR DOWN	AF	0	0	0	1 GG 1 Welsh
	GREAT LAKES FRUIT, VEGETABLE AND FARM MARKET EXPO	RO E-F	6:00PM-11:00PM	BANQUET	AF	0	0	0	0
FRI. DEC 9	KENT COUNTY BOARD OF COMMISSIONERS HOLIDAY PARTY	DV	4:45PM-6:00PM 7:30PM-9:15PM	WARM UPS ON STAGE PERFORMANCE #1	AK	12 USHERS 6 TIX 2 COAT 6:00P-10P	2 EMT 6P-10P	2 POLICE ON MONROE 6:30P-9:30P	1 SD 4P-10P 1 LOBBY 6P-10P
	GORDON FOOD SERVICE ANNUAL MEETING	GA-F,EHA-C,BA-D/O A-H		MOVE IN	AK				
	CITY MANAGER'S TOP MANAGEMENT MEETING	RO A	8:30AM 9:00AM 10:30AM	REFRESHMENTS MEETING BEGINS MEETING ENDS	MJ	0	0	0	0
	2005 GREAT LAKES FRUIT, VEGETABLE AND FARM MARKET EXPO	EH A-C		MOVE OUT BY 12 NOON	KB	0	0	0	
SAT. DEC 10	GR BALLET-NUTCRACKER	DV	11:15PM-12:30PM 2:00PM-3:45PM 4:00PM-5:00PM 5:15PM-6:00PM 7:30PM-9:15PM	WARM UPS ON STAGE PERFORMANCE #2 MEET AND GREET (STAGE) WARM UPS ON STAGE PERFORMANCE #3	AK	12 USHERS 6 TIX 2 COAT 12:30P-4:30P & 6:00P-10P	2 EMT 12:30P-10P	2 POLICE ON MONROE 1P-4P & 6:30P-9:30P	1 SD 10:30A-10P 1 LOBBY 12:30P-10P

DECEMBER 2005

DATE	EVENT	ROOM	TIME	FUNCTION	EC	HOUSE STAFF	EMT'S	POLICE	SECURITY
	GORDON FOOD SERVICE ANNUAL MEETING	GA-F,EHA-C,BA-D/O A-H		MEETING	AK				
SUN. DEC 11	GR BALLET-NUTCRACKER	DV	11:15PM-12:30PM 2:00PM-3:45PM 4:00PM-5:00PM 5:00PM-8:00PM	WARM UPS ON STAGE PERFORMANCE #4 MEET AND GREET (STAGE) CHANGEOVER	AK	12 USHERS 6 TIX 2 COAT 12:30P-4:30P	2 EMT 12:30P-5P	2 POLICE ON MONROE 1P-4P	1 SD 10:30A-6P 1 LOBBY 12:30P-6P
	GORDON FOOD SERVICE ANNUAL MEETING	EH C		WORSHIP SERVICE MOVE OUT	AK				
	MASON-DIXON DIXIELAND CHALLENGE	EH A-C	8:00AM-11:00PM	TRACK SETUP	MJ	0	0	0	3 Mi Dock 1 Gallery
	GR PRESS HOLIDAY PARTY	BALL A-D	12:00PM-11:59PM	DINNER	AF	COAT CHECK	0	0	1 GG 1 WELSH
MON. DEC 12	GR BALLET-NUTCRACKER	DV	-	DARK	AK	-	-	-	-
	MASON-DIXON DIXIELAND CHALLENGE	EH A-C	8:00AM-11:00PM	TRACK SETUP	MJ	0	0	0	3 Mi Dock 1 Gallery
	GOSPEL COMMUNICATIONS INTERNATIONAL	BALL A RO E-F	8:00AM-11:59PM 4:00PM-8:00PM	DINNER RECEPTION	AF	0	0	0	1 WELSH
	2005 MIDWEST FISH & WILDLIFE CONFERENCE	BALL C-D G C-F BALL Pre-funct	8:00AM -5:00PM 8:00AM -5:00PM	GENERAL SESSION BREAKOUT ROOM	AF	0	0	0	1 GG
TUES. DEC 13	GR SYMPHONY- BOYS CHOIR OF HARLEM	DV	8:00AM-1:00PM 2:30PM-5:30PM 7:30PM-9:30PM 9:30PM-12:00AM	MOVE IN REHEARSAL PERFORMANCE MOVE OUT	AK	12 USHERS 6 TIX 2 COAT 6:00P-10P	2 EMT 6P-10:30P	2 POLICE ON MONROE 6:30P-10P	1 SD 1P-10:30P 1 LOBBY 6P-10:30P
	MASON-DIXON DIXIELAND CHALLENGE	EH A-C	9:00AM-11:00PM	TRACK SETUP	MJ	0	0	0	3 Mi Dock 1 Gallery
	2005 MIDWEST FISH & WILDLIFE CONFERENCE	BALL C-D G C-F	8:00AM -5:00PM 8:00AM -5:00PM	GENERAL SESSION BREAKOUT ROOM	AF	0	0	0	1 GG
	MICHIGAN STATE MEDICAL SOCIETY	BOARDROOM	8:00AM-5:00PM	MEETING					
	MI FAIRS & EXHIBITIONS	RO F	9:00AM-4:00PM	MEETING					
WED. DEC 14	GR BALLET-NUTCRACKER	DV	-	DARK	AK	-	-	-	-
	MASON-DIXON DIXIELAND CHALLENGE	EH A-C	9:00AM-11:00PM	TRACK SETUP	MJ	0	0	0	3 Mi Dock 1 Gallery
	2005 MIDWEST FISH & WILDLIFE CONFERENCE	G C-F	8:00AM -5:00PM	BREAKOUT ROOM	AF	0	0	0	1 GG
	ALL FOR THE GLORY SHOW	MON A-D		AUDITIONS	AK				
	THE RIGHT PLACE- BOARD OF DIRECTORS MEETING	BOARDROOM	11:45AM 12:00PM-2:00PM 2:00PM	STAFF ARRIVES LUNCH MEETING GUESTS DEPART	KB	0	0	0	
	SPECTRUM HEALTH ANNUAL MGMT LEARNING CONFERENCE	BALL A-B	1:30PM-2:00PM 2:00PM-5:00PM 5:00PM-6:30PM	REGISTRATION MEETING RECEPTION	KB	COAT CHECK??	0	0	
	GR SYMPHONY	RECITAL HALL	8:00AM-2:00PM	REHEARSAL	AK				
THURS. DEC 15	GR BALLET-NUTCRACKER	DV	8:00AM-5:00PM	CHANGEOVER	AK	-	-	-	-
	GR HOME & BUILDERS ASSOC. HOLIDAY PARTY	BALL C-D		BANQUET	AF	COAT CHECK??	0	0	1 GG
	MASON-DIXON DIXIELAND CHALLENGE	EH A-C	9:00AM 3:00PM-6:00PM	CARS START ARRIVING PRACTICE	MJ	7:00p-11:30p 6 Ticket	7:00p-11:30p 4-6 EMTs	Possible Traffic	3 Mi Dock 1 Hall A Dock

DECEMBER 2005

DATE	EVENT	ROOM	TIME	FUNCTION	EC	HOUSE STAFF	EMT'S	POLICE	SECURITY
			8:00PM-11:00PM	RACE - LATE MODELS		takers + Supervisor Possible Ushers		Control Time?? 7p-12a	1 Supervisor 3 Gallery 5 Hall Roamers
	ALL FOR THE GLORY SHOW	MON A-D		AUDITIONS	AK				
FRI. DEC 16	GR BALLET-NUTCRACKER	DV	8:30AM-9:15AM 10:00AM-11:00AM 4:45PM-6:00PM 7:30PM-9:15PM	WARM UPS ON STAGE PERFORMANCE #5 (ACT 2) WARM UPS ON STAGE PERFORMANCE #6	AK	12 USHERS 6 TIX 2 COAT 6:00P-10P	2 EMT 6P-10P	2 POLICE ON MONROE 6:30P-9:30P	1 SD 7:30A-12P & 4P-10P 1 SCRIBNER 2 LOBBY 8:30A-12:30P 1 LOBBY 6P-10P
	MASON-DIXON DIXIELAND CHALLENGE	EH A-C	6:00AM 7:00AM-9:00AM 9:00AM-4:30PM 5:30PM-6:30PM 6:30PM 8:00PM-11:00PM	CLIENT/ DRIVER ARRIV PRACTICE RACE - GO CARTS PRACTICE QUALIFYING RACE - SPRINT CARS PERFORMANCE	MJ	7:00p-11:30p 6 Ticket takers + Supervisor Possible Ushers	7:00p-11:30p 4-6 EMTs	Possible Traffic Control Time?? 7p-12a	3 Mi Dock 1 Hall A Dock 1 Supervisor 3 Gallery 5 Hall Roamers
	ALL FOR THE GLORY SHOW	MON A-D			AK				
SAT. DEC 17	GR BALLET-NUTCRACKER	DV	11:15PM-12:30PM 2:00PM-3:45PM 4:00PM-5:00PM 5:15PM-6:00PM 7:30P-9:15P 4:00PM-12:00PM	WARM UPS ON STAGE PERFORMANCE #7 MEET AND GREET (STAGE) WARM UPS ON STAGE PERFORMANCE #8 CHRISTMAS PARTY	AK	12 USHERS 6 TIX 2 COAT 12:30P-4:30P & 6:00P-10P 0	2 EMT 12:30P-10P 0	2 POLICE ON MONROE 1P-4P & 6:30P-9:30P 0	1 SD 10:30A-10P 1 LOBBY 12:30P-10P 1 Welsh Lobby
	SMITHS AEROSPACE HOLIDAY PARTY	BALL A-B	4:00PM-12:00PM		MJ				
	MASON-DIXON DIXIELAND CHALLENGE	EH A-C	6:00AM 7:00AM-9:00AM 9:00AM-4:30PM 5:30PM-6:30PM 6:30PM 8:00PM-11:00PM 11:00PM-2:00AM	CLIENT/ DRIVER ARRIV PRACTICE RACE - GO CARTS PRACTICE QUALIFYING RACE - SPRINT CARS MOVE-OUT	MJ	7:00p-11:30p 6 Ticket takers + Supervisor Possible Ushers	7:00p-11:30p 4-6 EMTs	Possible Traffic Control Time?? 7p-12a	3 Mi Dock 1 Hall A Dock 1 Supervisor 3 Gallery 5 Hall Roamers
	ALL FOR THE GLORY SHOW	MON A-D		AUDITIONS	AK				
SUN. DEC 18	GR BALLET-NUTCRACKER	DV	11:15PM-12:30PM 2:00P-3:45PM 4:00PM-5:00PM	WARM UPS ON STAGE PERFORMANCE #9 MEET AND GREET (STAGE)	AK	12 USHERS 6 TIX 2 COAT 12:30P-4:30P 0	2 EMT 12:30P-5P	2 POLICE ON MONROE 1P-4P 0	1 SD 10:30A-6P 1 LOBBY 12:30P-6P 2 MI Dock
	MASON-DIXON DIXIELAND CHALLENGE	EH A-C	8:00AM-5:00PM	FLOOR CLEANING	MJ				
MON. DEC 19	GR BALLET-NUTCRACKER	DV	-	DARK	AK	-	-	-	-
TUES. DEC 20	GR BALLET-NUTCRACKER	DV	5:30PM-6:30PM 7:00PM-10:00PM	WARM UPS ON STAGE REHEARSAL	AK	-	-	-	1 SD 4:30P-11P
WED. DEC 21	GR BALLET-NUTCRACKER	DV	11:15PM-12:30PM 12:30PM 1:00PM 1:30PM 2:00PM-3:50PM 11:15PM-12:30PM 12:30PM	WARM UPS ON STAGE OUTSIDE DOORS OPEN LOBBY OPEN SEATING OPEN PERFORMANCE WARM UPS ON STAGE OUTSIDE DOORS OPEN	AK	12 USHERS 6 TIX 2 COAT 12:30P-4:30P	2 EMT 12:30P-5P	2 POLICE ON MONROE 1P-4P	1 SD 10:30A-6P 1 LOBBY 12:30P-6P
THURS. DEC 22	GR BALLET-NUTCRACKER	DV	11:15PM-12:30PM 12:30PM	WARM UPS ON STAGE OUTSIDE DOORS OPEN	AK	12 USHERS 6 TIX	2 EMT 12:30P-10P	2 POLICE ON MONROE	1 SD 10:30A-10P

DECEMBER 2005

DATE	EVENT	ROOM	TIME	FUNCTION	EC	HOUSE STAFF	EMT'S	POLICE	SECURITY
			1:00PM 1:30PM 2:00PM-3:50PM 5:15PM-6:00PM 6:00PM 6:30PM 7:00PM 7:30PM-9:20PM 9:30PM-1:30AM	LOBBY OPEN SEATING OPEN PERFORMANCE WARM UPS ON STAGE OUTSIDE DOORS OPEN LOBBY OPEN SEATING OPEN PERFORMANCE MOVE OUT		2 COAT 12:30P-4:30P & 6:00P-10P		1P-4P & 6:30P-9:30P	1 LOBBY 12:30P-10P
FRI. DEC 23	SMG OFFICES CLOSED CHRISTMAS EVE (OBSERVED)	DV/LYON DOCK							
SAT. DEC 24									
SUN. DEC 25									
MON. DEC 26	SMG OFFICES CLOSED CHRISTMAS DAY (OBSERVED)								
	WESLEYAN CHURCH YOUTH CONFERENCE	G A-F, BALL A-D, EH C, O A-H	8:00AM -8:00PM	MOVE IN	AF	0	0	0	1 MI DOCK 1 WELSH DCK
TUES. DEC 27	WESLEYAN CHURCH YOUTH CONFERENCE	G A-F, BALL A-D, EH C, O A-H	8:00AM -8:00PM	MOVE IN	AF	0	0	0	2 MI DOCK 1 WELSH DCK
WED. DEC 28	WESLEYAN CHURCH YOUTH CONFERENCE	G A-F, BALL A-D, EH C, O A-H	8:00AM -10:00PM	CONFERENCE	AF	0	0	0	1 GG 1 WELSH 1 MI DOCK
THURS. DEC 29	WESLEYAN CHURCH YOUTH CONFERENCE	G A-F, BALL A-D, EH C, O A-H	8:00AM -10:00PM	CONFERENCE	AF	0	0	0	1 GG 1 WELSH 1 MI DOCK
FRI. DEC 30	GR SYMPHONY-SPECIAL CONCERT III	DV	8:00AM-2:00PM 3:30PM-6:00PM 7:30PM-10:00PM	MOVE IN REHEARSAL REHEARSAL	AK	0	0	0	1 SD 2P-10:30P
	WESLEYAN CHURCH YOUTH CONFERENCE	G A-F, BALL A-D, EH C, O A-H	8:00AM -12:00AM	CONFERENCE	AF	0	0	0	1 GG 1 WELSH 1 MI DOCK
SAT. DEC 31	GR SYMPHONY-SPECIAL CONCERT III	DV	8:00PM-10:00PM	PERFORMANCE	AK	12 USHERS 6 TIX 2 COAT 6:30P-10:30P	2 EMT 6:30P-10:45P	2 POLICE ON MONROE 7P-10:30P	1 SD 6:30P-11P 1 LOBBY 6:30P-11P
	WESLEYAN CHURCH YOUTH CONFERENCE	G A-F, BALL A-D, EH C, O A-H	8:00AM -2:00PM	MOVE OUT	AF	0	0	0	1 WELSH 1 MI DOCK