

**MINUTES OF THE GRAND RAPIDS-KENT COUNTY
CONVENTION/ARENA AUTHORITY
BOARD OF DIRECTORS MEETING
Wednesday, January 23, 2002**

I. Call to Order

Chair Steve Heacock called the meeting to order at 7:30 a.m. Chair Heacock presided and Director Klohs recorded.

Attendance

Members Present: Steve Heacock, Chair
Clif Charles
David Frey
Birgit Klohs
John Logie
Joseph Tomaselli

Members Absent: Lew Chamberlin

| | | |
|---------------|----------------|--------------------------------------|
| Staff/Others: | Matt Barnes | Erhardt/Hunt Joint Venture |
| | David Czurak | <i>Grand Rapids Business Journal</i> |
| | Jim Day | Kent County |
| | Daryl Delabbio | Kent County |
| | Larry Erhardt | Erhardt/Hunt Joint Venture |
| | Jim Gray | CAA Owner Representative |
| | Kurt Kimball | Grand Rapids |
| | Chris Machuta | SMG |
| | Rich MacKeigan | SMG |
| | Steve Miller | SMG |
| | Jack Naudi | <i>The Grand Rapids Press</i> |
| | Dale Sommers | CAA Owner Representative |
| | Al Vanderberg | Kent County |
| | Susan Waddell | CAA |
| | Richard Wendt | CAA Attorney |
| | Robert White | Grand Rapids |
| | Steve Wilson | CVB |
| | Tim Wondergem | Wondergem Consulting |

II. Minutes of Prior Meetings

Motion: Director Frey, supported by Director Tomaselli, moved to approve the minutes of the December 5, 2001 meeting of the Authority. Motion carried unanimously.

III. Public Comment

None.

IV. DeVos Place Construction Update – Matt Barnes/Larry Erhardt

The Hall of Justice has been demolished and is just a pile of rubble awaiting removal. Sixty percent of the budget has been committed to contracts. Work continues on the DeVos Hall Lobby addition and remains on course for the April grand opening. Out of 250 work days, there have been no lost time accidents. The dollars committed to M/WBE contractors have almost tripled, moving from \$3.7 million to \$10 million. The percentage of M/WBE increased in the areas that had opportunity from 13% to 15%. Due to lower interest earnings than anticipated, the revenue shortfall will be approximately \$13 million.

V. Grand Center Five-Year Rate Proposal – Rich MacKeigan

Mr. MacKeigan recommended approval of a five-year rate proposal for the Grand Center. After thorough discussion, the Finance and Operations Committees approved the plan. Concerns were expressed that the rates would remain frozen moving forward. Mr. MacKeigan responded that the listed rates are appropriate because they are subject to change, the booking policy gives priority to the arts groups, and DeVos Hall is in the middle of a construction zone. The CVB and Amway Grand Plaza Hotel are working to retain and grow business. The rates will be reviewed annually during the budget process.

Motion: Director Tomaselli, supported by Director Charles, moved to accept the Grand Center Room Rental Rates as presented.

Discussion followed. Mr. Kimball stated that the Transition Team reviewed the rates, as well. The Team wanted assurance that the rates would be reviewed annually. Director Logie stated that he would support the rates, but cautioned that the rates would remain flat for three years. Director Logie suggested a modest annual increase would be better than playing catch-up in the fourth year. Chair Heacock called the question.

Motion carried unanimously.

VI. Committee Reports

Finance Committee

Director Charles presented the Finance Committee report.

a. Approval of Paid Invoices

Motion: Director Charles, supported by Director Tomaselli, moved to approve payment of invoices as presented. Motion carried unanimously.

b. Approval of SMG Financial Statements

Motion: Director Charles, supported by Director Logie, moved to approve the SMG Financial Statements for the Van Andel Arena and Grand Center for the periods ended November 30, 2001, and December 31, 2001, as presented. Motion carried unanimously.

c. Approval of CAA Financial Report

Motion: Director Charles, supported by Director Klohs, moved to approve the Grand Rapids – Kent County Convention/Arena Authority Financial Statements for the periods ended November 30, 2001, and December 31, 2001, as presented. Motion carried unanimously.

Building Committee

Director Frey reported that compaction grouting and caisson installation has been completed for the Grand Gallery. Elevator shafts have been drilled. Pier footings, columns, and walls have been installed in various areas of the Grand Gallery. The plumbing contractor has begun under slab utilities. Concrete work continues for the stair walls, perimeter walls and box truss piers. Excavation for the Exhibit Hall began upon vacancy of the court and police buildings and continues along the west and east sides of the demolished buildings. Caissons and the north set of box truss foundations are in process in the areas previously occupied by the police building and parking areas. The structural steel contractor is beginning the fabrication phase of the project and has been meeting regularly with the construction manager and design team. Review of enclosure and interior finish package bids has been completed and contracts have been issued to purchase the following phases of work: pre-cast panels, masonry, glass curtain wall, roofing, metal siding, drywall, fireproofing, and skylights.

Operations and Marketing Committee

Director Tomaselli reported that work is progressing well on the VSA capital improvements. The food court remains open for business during reconstruction. New stands have been introduced featuring Mexican food and microbrews. Both have been very well received. SMG has signed an agreement with McGraw Construction to refurbish 40 suites. The renovation will include new carpeting, painting, wall papering, cabinet re-facing, and countertop rebuffering. SMG is working with suiteholders to minimize impacts. Steve Wilson reported on convention activities. The Midwest Woodworkers association has given the CVB a January 31 deadline to guarantee the convention center for December 2003. Mr. Wilson is working with the client to extend the deadline through the end of April. The CVB had considered a cancellation insurance policy, but since September 11 it has been virtually impossible to obtain. Due to building construction timelines, it is doubtful the convention will be booked. Loss of the convention in 2003 will not affect future bookings since Grand Rapids is the group's first choice.

Director Tomaselli stated the Committee took action regarding the administrative manager's pension plan. Director Tomaselli recommended approval of resolutions to establish a 401 Money Purchase Plan and a 458 Deferred Compensation Plan to fulfill the C/AA's commitment under the Employment Agreement.

Motion by Klohs, support by Frey, to recommend that the C/AA Board approve the Suggested Resolution for a Legislative Body Relating to a 401 Money Purchase Plan and the Suggested

Resolution for a Legislative Body Relating to a 457 Deferred Compensation Plan. Motion carried.

Mr. Steve Wilson reported that the CVB just booked the International Association of Jim Beam Bottle Collectors convention for the summer of 2003. The convention will host 500 delegates and use 1,500 room nights. The CVB has hired an additional national sales manager. A DVD version of the virtual tour is now available. A familiarization tour has been added for spring. The CVB has created a national database of 1,500 meeting planners and will begin sending monthly sales messages. Tom Schultz, Chair of the CVB Board, has accepted a position with West Side Beer in New Jersey. Tom Schultz, Chair of the CVB Board, has accepted a position with West Side Beer in New Jersey. Mr. Wilson invited the Board to a reception on Monday, January 28, at GP Sports in the Amway Grand Plaza, from 4:30 p.m. to 6:30 p.m.

Motion: Director Logie, supported by Director Frey, moved to send a letter of congratulations to Tom Schultz. Motion carried unanimously.

VII. SMG Report

Facilities Calendar

Chair Heacock commended Mr. MacKeigan and SMG on a busy February schedule. From a concert aspect, this February will be the busiest ever. Loss of the Hoops basketball team increased the availability of dates. Mr. MacKeigan highlighted upcoming events. Disney on Ice is taking place this week. Janet Jackson will be in town on January 30. Other concerts include Creed, Crosby, Stills, Nash & Young, Aaron Carter, Barry Manilow, and Alan Jackson. The Arena will be hosting four Clear Channel motor sports events, more than any other market. The Grand Center has been busy with Beauty and the Beast and the golf show. DeVos Hall and Welsh Auditorium will be hosting concerts, as well: Luther Vandross, Steven Curtis Chapman, Diana Krall, Koko Taylor, Roots Rock Society and Indika Reggae Band. Mr. MacKeigan has enjoyed working with Chair Heacock and thanked him for his cooperation and patience, time and guidance.

VIII. Election of Officers

According to the Authority's Bylaws, officers are at the initial organizational meeting of the Board and at the Board meeting in January of every second year. The initial officers were elected at the inaugural Board meeting on April 18, 2000. An election of officers will be held today for terms expiring in January 2004. At the December 2001 meeting, Chair Heacock announced that he was stepping down as Chair and recommended that Vice Chair David Frey assume the responsibility. Chair Heacock said he is greatly honored and humbled to have served as the C/AA's first chair.

Vice Chair Frey declined the Chairmanship at this time and would like to continue as Vice Chair. He would also like to continue as Chair of the C/AA Building Committee. As a member of Grand Action, Director Frey is committed to closing the \$13 million shortfall and fund raising for DeVos Hall interior renovation.

Motion by Director Frey, supported by Director Tomaselli, to nominate John H. Logie as Chair of the C/AA for a term expiring in January 2004. Motion carried unanimously.

Motion by Director Logie, supported by Director Klohs, to nominate David G. Frey as Vice Chair of the C/AA for a term expiring in January 2004. Motion carried unanimously.

Motion by Director Logie, supported by Director Frey, to nominate Birgit M. Klohs as Secretary/Treasurer of the C/AA for a term expiring in January 2004. Motion carried unanimously.

IX. Other Business

Director Frey presented Chair Heacock with a gift of appreciation. Chair Heacock has demonstrated extraordinary leadership and talent for team building. Steve is remarkably balanced, energetic, and helped write a great first chapter.

Director Logie thanked Chair Heacock for his service to the C/AA. The C/AA was created under a new statute and is unique to Michigan. Director Logie credited Chair Heacock with guiding the C/AA from its beginning. When Director Logie first took office as Mayor, there were 140 years of history to guide him. There was no such roadmap for Chair Heacock. Director Logie intends to continue the public-private partnership that started the convention center.

X. Adjournment

There being no other business, the meeting was adjourned at 8:30 a.m.

Birgit M. Klohs
Recording Secretary

Item VI

GRAND RAPIDS – KENT COUNTY CONVENTION/ARENA AUTHORITY COMMITTEES

Executive Committee: John H. Logie, C/AA Chairman
David G. Frey, C/AA Vice Chairman
Birgit M. Klohs, C/AA Secretary-Treasurer

Building Committee : David G. Frey, Chairman
Birgit M. Klohs
Marty Allen
Bill Cole
Daryl J. Delabbio
James Gray
Dianette Hight
Kurt F. Kimball
James Leach
Richard MacKeigan
Donald Maine
Jon Nunn
Dale Sommers
John Canepa (ex officio)
Robert Hooker (ex officio)

Finance Committee: Steven R. Heacock, Chairman
Birgit M. Klohs
Clifton Charles, Jr.
Robert J. White
David Waichum
Robert L. Herr

Operations Committee: Lew Chamberlin, Chairman
Joseph A. Tomaselli
John Canepa
Milt Rohwer
Thomas Carnegie
Al Vanderberg
James Knack



CITY OF GRAND RAPIDS

DATE: February 14, 2002

TO: Birgit Klohs
Secretary / Treasurer
Grand Rapids - Kent County Convention / Arena Authority

FROM: Jana M. Wallace *gmw*
Fiscal Services Administrative Analyst

SUBJECT: Invoices Processed for Payment

Attached for your review are lists of invoices processed for payment during the most recent period. Expenditures by fund are summarized below.

| Dates checks were issued | Operating Fund | Construction Fund |
|-----------------------------|----------------------|-----------------------|
| January 28, 2002 | \$ 31,271.15 | \$ 610,463.28 |
| February 14, 2002 | 101,154.31 | 4,626,165.39 |
| Payroll - 01/11/2002 | 2,234.69 | -- |
| Payroll - 01/25/2002 | 2,137.49 | -- |
| Payroll - 02/08/2002 | 2,338.29 | -- |
| Expenditures by Fund | \$ 139,135.93 | \$5,236,628.67 |

Total funds expended by the Grand Rapids - Kent County Convention / Arena Authority during the period January 28 through February 14, 2002, were \$5,375,764.60.

Please call me at 456-4514 if you need additional information.

Attachments

MEMORANDUM

GRAND RAPIDS - KENT COUNTY CONVENTION / ARENA AUTHORITY

List of Invoices Processed for Payment on February 14, 2002, as Authorized by the Current Bookkeeping Policy

| Payee | Amount | Invoice Date | Description of materials acquired / services received |
|---|-----------------------|--------------|--|
| Invoices Submitted by Project Manager | | | |
| C Erhardt - Hunt: A Joint Venture | \$3,508,165.00 | 01/31/2002 | Progress Pmt # 14: Construction - foundation / general conditions |
| C Fishbeck, Thompson, Carr & Huber Inc | 6,396.90 | 01/02/2002 | Engineering re convention center flood wall - 11/24/01 - 12/21/01 |
| C Fishbeck, Thompson, Carr & Huber Inc | 554.43 | 01/30/2002 | Engineering re convention center flood wall - 12/22/01 - 01/18/02 |
| C GR-KC C/AA Escrow Account | 934,801.00 | 02/08/2002 | Retainage for payment applications 4 through 14: 03/01-12/01 |
| C J P Gray Consulting Inc | 13,157.50 | 02/04/2002 | Project management services - January 2002 |
| C Materials Testing Consultants | 61,630.39 | 01/21/2002 | Construction phase services - December 2001 |
| C Materials Testing Consultants | 19,240.12 | 01/21/2002 | Chemical disposal professional services - December 2001 |
| C Ottawa County Landfill | 38,169.06 | 02/01/2002 | Contaminated soil dumping - January 21 - 31, 2002 |
| C Progressive AE | 1,482.97 | 01/16/2002 | Steelcase meeting environment - period ending 12/28/2001 |
| C Progressive AE | 5,924.34 | 01/16/2002 | Steelcase at Grand Gallery - period ending 12/28/2001 |
| C Progressive AE | 12,766.01 | 01/16/2002 | Exhibit hall future meeting rooms - period ending 12/28/2001 |
| C Progressive AE | 943.13 | 01/16/2002 | Cooling tower space - period ending 12/28/2001 |
| C Sommers, Dale H | 11,880.00 | 01/31/2002 | Project management services - January 2002 |
| C Veenstra Reproduction | 201.00 | 01/18/2002 | Spec books for Phase 2E |
| C Veenstra Reproduction | 10,853.54 | 01/16/2002 | Spec books phase 2E, DVP construction set |
| | \$4,626,165.39 | | Sub-Total - Invoices Submitted by Project Manager |
| Invoices Submitted by City Fiscal Services | | | |
| O Consumers Energy | \$ 1,314.36 | 01/25/2002 | Electrical services for Skywalk - January 2002 |
| O Consumers Energy | 31,661.33 | 01/28/2002 | Electrical services for Arena - January 2002 |
| O Grand Rapids City Treasurer | 3,513.10 | 01/31/2002 | Water and sewer services for Arena - January 2002 |
| O Grand Rapids City Treasurer | 2,033.32 | 01/31/2002 | Water and sewer services for Grand Center - January 2002 |
| O Kent County Dept of Public Works | 2,416.59 | 01/31/2002 | Skywalk steam services - January 2002 |
| O Kent County Dept of Public Works | 25,898.74 | 01/31/2002 | Grand Center steam services - January 2002 |
| O Kent County Dept of Public Works | 34,289.19 | 01/31/2002 | Arena steam services - January 2002 |
| O Rapid Hot Coffee Service | 27.68 | 01/23/2002 | Beverages / snacks for January 23, 2002 meeting |
| | \$ 101,154.31 | | Sub-Total Invoices - Invoices Submitted by City Fiscal Services |
| | \$4,626,165.39 | | Total Invoices Submitted for Payment from Construction Account |
| | \$ 101,154.31 | | Total Invoices Submitted for Payment from Operating Account |
| | \$4,727,319.70 | | Total Invoices Processed for Payment |

C = Convention Center construction related expenses

O = Non-construction / operating expenses

GRAND RAPIDS - KENT COUNTY CONVENTION / ARENA AUTHORITY

List of Invoices Processed for Payment on January 28, 2002, as Authorized by the Current Bookkeeping Policy

| Payee | Amount | Invoice Date | Description of materials acquired / services received |
|--|------------|--|--|
| Invoices Submitted by Project Manager | | | |
| C Champion Environmental Services Inc | 260,975.60 | 12/28/2001 | Asbestos abatement in Hall of Justice - payment 4 |
| C Nexel Communications | 153.99 | 01/07/2002 | Owner's representatives cellular phone charges thru 01/06/2002 |
| C Ottawa County Landfill | 49,185.29 | 01/21/2002 | Contaminated soil dumping - January 3 - 18, 2002 |
| C Progressive AE | 257,854.65 | 01/09/2002 | Architectural design services - December 2001 |
| C Progressive AE | 22,169.59 | 01/10/2002 | Architectural design services re change order - December 2001 |
| C Progressive AE | 8,160.00 | 01/09/2002 | On-site architect's representative - December 2001 |
| C Progressive AE | 1,472.17 | 01/09/2002 | Environmental graphics - December 2001 |
| C Soils and Structures | 1,608.00 | 01/04/2002 | Structural engineering services - 09/18/01-11/30/01 |
| C Veenstra Reproductions | 134.05 | 01/09/2002 | Printing - Phase 2E |
| C Veenstra Reproductions | 24.90 | 01/03/2002 | Printing - Phase 2D, bulletin #2 |
| C Veenstra Reproductions | 882.07 | 01/09/2002 | Printing and binding for Phase 2E construction set |
| C Veenstra Reproductions | 1,393.80 | 01/10/2002 | Miscellaneous printing - Phases 2C, 2D, and 2E |
| C Veenstra Reproductions | 187.30 | 01/10/2002 | Construction spec book |
| C Veenstra Reproductions | 3,269.61 | 01/11/2002 | Printing, binding, cd burning for Phase 2E construction sets |
| C Veenstra Reproductions | 335.09 | 01/14/2002 | Prints and spec books |
| C Veenstra Reproductions | 2,480.67 | 01/10/2002 | Printing and binding for Phase 2E construction set |
| \$ 610,286.78 | | Sub-Total - Invoices Submitted by Project Manager | |

| | | | |
|---|-----------|--|--|
| Invoices Submitted by City Fiscal Services | | | |
| O Beene Garter LLP | 1,087.00 | 01/22/2002 | Bookkeeping services for period ended January 21, 2002 |
| O Consumers Energy | 21,180.20 | 01/09/2002 | Electrical services for Grand Center - December 2001 |
| O Cyndi Waldron & Associates, LLC | 198.20 | 01/03/2002 | Commemorative award for outgoing board chairman |
| C Dickinson Wright PLLC | 176.50 | 12/28/2001 | Legal services re environmental matters - November 2001 |
| O Dickinson Wright PLLC | 1,570.38 | 12/28/2001 | Legal services re administrative matters - November 2001 |
| O Grand Rapids City Treasurer | 29.59 | 01/15/2002 | Fire protection water line for Skywalk - January - March 2002 |
| O Grand Rapids City Treasurer | 48.85 | 01/15/2002 | Water and sewer services for Skywalk - October - December 2001 |
| O Grand Rapids City Treasurer | 106.52 | 01/15/2002 | Fire protection water line for Arena - January - March 2002 |
| O Priority Health | 228.56 | 01/15/2002 | Insurance benefits for administrative manager - February 1, 2002 |
| O The Employers' Association | 276.00 | 01/16/2002 | Membership dues - annual dues for 2002 |
| O Warner Norcross & Judd LLP | 6,545.85 | 11/30/2001 | Legal services re establishment of DeVos Place as a legal entity |
| \$ 31,447.65 | | Sub-Total Invoices - Invoices Submitted by City Fiscal Services | |

| | |
|----------------------|---|
| \$ 610,463.28 | Total Invoices Submitted for Payment from Construction Account |
| \$ 31,271.15 | Total Invoices Submitted for Payment from Operating Account |
| \$ 641,734.43 | Total Invoices Processed for Payment |

C = Construction related expenses
O = Operating / non-construction expenses



Item VII.a.ii.

GRAND CENTER

**FINANCIAL STATEMENT
FOR THE PERIOD ENDED JANUARY 31, 2002**

Distribution:

Grand Rapids – Kent County Convention / Arena Authority
Robert White
Glen Mon
Bob Johnson
Gary McAneney
John Szudzik
Richard MacKeigan
Chris Machuta



An SMG Managed Facility

**GRAND CENTER
ROLLING FORECAST - YE 6/30/02
SUMMARY**

| | YTD Actual | Roll | TOTAL FYE | BUDGET FYE | VARIANCE |
|--|------------|-----------|--------------|---------------|----------|
| NO. EVENTS | 209 | 138 | 347 | 318 | 29 |
| ATTENDANCE | 228,303 | 255,718 | 484,021 | 494,970 | (10,949) |
| DIRECT EVENT REVENUE | 694,908 | 595,878 | 1,290,786 | 1,133,612 | 157,174 |
| ANCILLARY REVENUE | 278,691 | 223,413 | 502,104 | 499,919 | 2,185 |
| TOTAL EVENT REVENUE | 973,599 | 819,291 | 1,792,890 | 1,633,531 | 159,359 |
| TOTAL OTHER REVENUE | 67,691 | 37,750 | 105,441 | 136,000 | (30,559) |
| TOTAL OPERATING REVENUE | 1,041,290 | 857,041 | 1,898,331 | 1,769,531 | 128,800 |
| INDIRECT EXPENSES | | | | | |
| EXECUTIVE | 47,219 | 30,983 | 78,202 | 81,433 | 3,231 |
| FINANCE | 73,731 | 74,682 | 148,413 | 145,356 | (3,057) |
| MARKETING | 25,595 | 22,726 | 48,321 | 139,854 | 91,533 |
| OPERATIONS | 305,331 | 164,965 | 470,296 | 445,575 | (24,721) |
| EVENT SERVICES | 188,174 | 209,660 | 397,834 | 417,843 | 20,009 |
| BOX OFFICE | 24,428 | 37,840 | 62,268 | 60,682 | (1,586) |
| OVERHEAD | 520,260 | 433,097 | 953,357 | 984,945 | 31,588 |
| TOTAL OPERATING EXP. | 1,184,739 | 973,953 | 2,158,691 | 2,275,688 | 116,997 |
| NET REVENUE ABOVE EXPENSES | (143,449) | (116,912) | (260,360) | (506,157) | 245,797 |
| CAPITAL | 63,339 | 48,661 | 112,000 | 112,000 | . |
| NET OPERATING REVENUE OVER OPERATING EXPENSES | (206,789) | (165,573) | (372,360) | (618,157) | 245,797 |

****ESTIMATED****


MANAGEMENT FEE CALCULATION


| | |
|----------------------------|-------------------|
| BENCHMARK REVENUES | \$ 1,769,531 |
| PROJECTED REVENUES | \$ 1,898,331 |
| PROJECTED INCREASE | <u>\$ 128,800</u> |
| 20% OF FIRST \$500,000 | \$. |
| 25% OF \$500,000 AND ABOVE | \$. |
| TOTAL INCENTIVE FEE | <u>\$.</u> |
| TOTAL BASE F/Y 2002 | \$ 225,000 |
| TOTAL FEE FOR F/Y 2002 | <u>\$ 225,000</u> |

Comments:

January was a very successful month for the Grand Center as it saw the addition of a fifth major consumer show to the mix with the originally unbudgeted West Michigan Golf Show.

Devos Hall was also busy with the very successful run of Beauty and the Beast (8 shows, 17,000 people, and second highest gross in Hall history). Sesame Street Live was hosted in Devos Hall for the first time (traditionally Welsh Auditorium), which we are hoping that along with Bear in the Big Blue House to be held in April, proves that Devos Hall is a viable building for future family shows that are not large enough to be playing at the Arena.


General Manager


Finance Director

**GRAND CENTER
FINANCIAL STATEMENT HIGHLIGHTS
FOR MONTH ENDED JANUARY 31, 2002**

The following schedule summarizes operating results for the month ending and the YTD ending January 31, 2002, compared to budget and to the prior year:

| MONTH | January Actual | January Budget | January FY 2001 |
|---------------------|---------------------------|---------------------------|----------------------------|
| Number of Events | 38 | 32 | 25 |
| Attendance | 50,832 | 50,350 | 31,546 |
| Direct Event Income | \$117,373 | \$86,643 | \$93,478 |
| Ancillary Income | 49,920 | 34,540 | 43,245 |
| Other Income | 16,249 | 11,333 | 9,042 |
| Indirect Expenses | (202,384) | (189,642) | (177,043) |
| Net Income | (\$18,842) | (\$57,126) | (\$31,278) |

| YTD | YTD 2002 Actual | YTD 2002 Budget | YTD 2001 Prior Year |
|--------------------------|----------------------------|----------------------------|--------------------------------|
| Number of Events | 209 | 181 | 210 |
| Attendance | 228,303 | 239,170 | 218,715 |
| Direct Event Income | 694,908 | 548,249 | 683,502 |
| Ancillary Income | 278,691 | 245,698 | 342,348 |
| Other Income | 67,691 | 79,331 | 74,149 |
| Indirect Expenses | (1,184,739) | (1,327,494) | (1,170,090) |
| Net Income | (\$143,449) | (\$454,216) | (\$70,092) |
| Less Capital | (\$63,339) | (\$63,339) | |
| Net Income after Capital | (\$206,788) | (\$517,555) | (\$70,092) |

EVENT INCOME

Event income came in ahead of budget due to both the Golf Show (not budgeted), and the Lumber Show (budgeted in February). Beauty and the Beast held in Devos Hall was also very successful as the second highest grossing Devos Hall event.

ANCILLARY INCOME

Ancillary income came in ahead of budget due to the success of the Beauty and the Beast novelties, as well as, the unbudgeted revenue generated by the Golf Show.

INDIRECT EXPENSES

Indirect expenses came in higher than expected due to the continued rise in utility expense. In addition, a large repair was necessary for one of the dock doors that caused repairs & maintenance to come in much higher than expected.

GRAND CENTER
FACILITY STATEMENT OF INCOME
PERIOD ENDING 01/31/02

| | -----CURRENT----- | | | -----YTD----- | | |
|---------------------------|-------------------|----------|-----------|---------------|-----------|-----------|
| | ACTUAL | BUDGET | LAST YEAR | ACTUAL | BUDGET | LAST YEAR |
| EVENT INCOME | | | | | | |
| ----- | | | | | | |
| DIRECT EVENT INCOME | | | | | | |
| RENTAL INCOME | 109,876 | 86,092 | 100,589 | 677,035 | 541,535 | 690,852 |
| SERVICES INCOME | 7,497 | 551 | <7,111> | 17,874 | 6,714 | <7,349> |
| | ----- | ----- | ----- | ----- | ----- | ----- |
| TOTAL DIRECT EVENT INCOME | 117,373 | 86,643 | 93,478 | 694,908 | 548,249 | 683,502 |
| ANCILLARY INCOME | | | | | | |
| ----- | | | | | | |
| FOOD & BEVERAGE | 17,685 | 13,804 | 17,719 | 91,690 | 86,058 | 154,387 |
| NOVELTY | 5,908 | 3,820 | 559 | 19,888 | 10,532 | 5,987 |
| ELECTRICAL | 1,768 | 940 | 0 | 18,384 | 6,360 | 0 |
| OTHER ANCILLARY | 24,558 | 15,976 | 24,967 | 148,728 | 142,748 | 181,974 |
| | ----- | ----- | ----- | ----- | ----- | ----- |
| TOTAL ANCILLARY INCOME | 49,920 | 34,540 | 43,245 | 278,691 | 245,698 | 342,348 |
| | ----- | ----- | ----- | ----- | ----- | ----- |
| TOTAL EVENT INCOME | 167,294 | 121,183 | 136,722 | 973,599 | 793,947 | 1,025,850 |
| OTHER OPERATING INCOME | 16,249 | 11,333 | 9,042 | 67,691 | 79,331 | 74,149 |
| | ----- | ----- | ----- | ----- | ----- | ----- |
| ADJUSTED GROSS INCOME | 183,543 | 132,516 | 145,765 | 1,041,290 | 873,278 | 1,099,999 |
| INDIRECT EXPENSES | | | | | | |
| EXECUTIVE | 10,143 | 6,786 | 2,187 | 47,219 | 47,502 | 19,535 |
| FINANCE | 7,919 | 12,114 | 10,079 | 73,731 | 84,798 | 72,654 |
| MARKETING | 4,874 | 11,653 | 6,916 | 25,595 | 81,571 | 52,561 |
| OPERATIONS | 52,694 | 37,131 | 57,017 | 305,331 | 259,917 | 426,297 |
| EVENT MANAGEMENT | 35,642 | 34,820 | 0 | 188,174 | 243,740 | 0 |
| BOX OFFICE | 1,359 | 5,058 | 2,948 | 24,428 | 35,406 | 21,528 |
| OVERHEAD | 89,753 | 82,080 | 97,896 | 520,260 | 574,560 | 577,514 |
| | ----- | ----- | ----- | ----- | ----- | ----- |
| INDIRECT EXPENSES | 202,384 | 189,642 | 177,043 | 1,184,739 | 1,327,494 | 1,170,090 |
| | ----- | ----- | ----- | ----- | ----- | ----- |
| NET OPERATING INCOME | <18,842> | <57,126> | <31,278> | <143,449> | <454,216> | <70,092> |
| OTHER EXPENSES | | | | | | |
| OTHER EXPENSE (INCOME) | 0 | 0 | 0 | 63,339 | 63,339 | 0 |
| | ----- | ----- | ----- | ----- | ----- | ----- |
| OTHER EXPENSES | 0 | 0 | 0 | 63,339 | 63,339 | 0 |
| | ----- | ----- | ----- | ----- | ----- | ----- |
| NET INCOME (LOSS) | <18,842> | <57,126> | <31,278> | <206,789> | <517,555> | <70,092> |
| | ===== | ===== | ===== | ===== | ===== | ===== |

GRAND CENTER
STATEMENT OF SERVICES INCOME
PERIOD ENDING 01/31/02

| | -----CURRENT----- | | | -----YEAR TO DATE----- | | |
|-------------------------------|-------------------|---------------|----------------------|------------------------|----------------|----------------------|
| | ACTUAL | BUDGET | LAST YEAR | ACTUAL | BUDGET | LAST YEAR |
| Advertising Billed | 9,741 | 0 | 0 | 30,197 | 0 | 862 |
| Stagehands Billed | 98,829 | 60,650 | 24,213 | 466,273 | 328,750 | 366,730 |
| Security Billed | 7,200 | 3,150 | 2,465 | 51,121 | 33,310 | 34,919 |
| Ushers & Tix Takers Billed | 15,855 | 17,260 | 7,964 | 82,025 | 79,480 | 67,913 |
| Box Office Billed | 1,700 | 2,300 | 800 | 10,800 | 10,900 | 8,850 |
| Ticketing Service Billed | 27,802 | 10,705 | 2,024 | 95,360 | 61,280 | 51,432 |
| Utilities Billed | 1,820 | 0 | 0 | 5,470 | 0 | 6,600 |
| City Police Fire Billed | 1,116 | 0 | 0 | 10,742 | 2,310 | 6,990 |
| Traffic Control Billed | 2,237 | 0 | 380 | 10,438 | 7,970 | 3,906 |
| EMT Medical Billed | 2,183 | 2,318 | 796 | 12,388 | 12,522 | 8,736 |
| Cleaning Billed | 600 | 0 | 250 | 2,474 | 0 | 565 |
| Insurance Billed | 0 | 0 | 0 | 1,042 | 0 | 1,961 |
| Telephone Billed | 2,239 | 0 | 130 | 6,659 | 150 | 2,120 |
| Other Production Billed | 3,706 | 0 | 64 | 39,773 | 0 | 13,206 |
| TOTAL SERVICE INCOME | 175,028 | 96,383 | 39,085 | 824,760 | 536,672 | 574,789 |
| Advertising Expense | 9,741 | 0 | 0 | 28,624 | 0 | 862 |
| Stagehand Wages | 99,091 | 58,831 | 23,887 | 463,357 | 318,891 | 350,321 |
| Security Wages | 0 | 0 | 2,086 | 7,722 | 2,930 | 34,765 |
| Contracted Security Expense | 7,200 | 3,150 | 0 | 43,658 | 30,380 | 0 |
| Ushers & T/T Wages | 11,098 | 12,082 | 5,575 | 57,417 | 55,636 | 47,539 |
| Ticket Sellers Wages | 2,449 | 2,954 | 1,373 | 8,440 | 13,924 | 13,919 |
| Ticket Service Charge Expense | 11,421 | 3,527 | 479 | 39,263 | 17,120 | 19,241 |
| City Police Fire Expense | 1,116 | 0 | 0 | 10,742 | 2,310 | 6,990 |
| Traffic Control Expense | 4,068 | 650 | 1,350 | 19,316 | 13,660 | 13,409 |
| EMT Medical Expense | 1,484 | 2,418 | 667 | 8,815 | 12,622 | 6,662 |
| Cleaning Wages | 16,291 | 12,220 | 10,733 | 81,131 | 62,485 | 76,394 |
| Insurance Expense | 0 | 0 | 0 | 844 | 0 | 1,579 |
| PRODUCTION EXPENSE | 3,571 | 0 | 47 | 37,559 | 0 | 10,457 |
| TOTAL SERVICE EXPENSE | 167,530 | 95,832 | 46,197 | 806,887 | 529,958 | 582,138 |
| NET SERVICE INCOME | 7,497 | 551 | <7,111> | 17,874 | 6,714 | <7,349> |
| | ===== | ===== | ===== | ===== | ===== | ===== |

GRAND CENTER
STATEMENT OF FINANCIAL POSITION
PERIOD ENDING 01/31/02

ASSETS

CURRENT ASSETS

| | |
|----------------------|-----------|
| CASH | 1,550,098 |
| ACCOUNTS RECEIVABLE | 319,461 |
| PREPAID EXPENSES | 38,691 |
| | ----- |
| TOTAL CURRENT ASSETS | 1,908,250 |
| | ----- |

FIXED ASSETS

| | |
|--------------|-----------|
| TOTAL ASSETS | 1,908,250 |
| | ===== |

LIABILITIES & EQUITY

CURRENT LIABILITIES

| | |
|-------------------------------|-----------|
| ACCOUNTS PAYABLE | 632,209 |
| ACCRUED EXPENSES | 74,900 |
| ADVANCED TIX SALES & DEPOSITS | 594,836 |
| | ----- |
| TOTAL CURRENT LIABILITIES | 1,301,945 |
| | ----- |

EQUITY

| | |
|-------------------|-----------|
| FUNDING RECEIVED | 267,178 |
| RETAINED EARNINGS | 545,916 |
| NET INCOME (LOSS) | <206,789> |
| | ----- |
| TOTAL EQUITY | 606,305 |
| | ----- |

| | |
|----------------------------|-----------|
| TOTAL LIABILITIES & EQUITY | 1,908,250 |
| | ===== |

GRAND CENTER
INDIRECT EXPENSE SUMMARY
PERIOD ENDING 01/31/02

| | CURRENT | | | YTD | | |
|------------------------------------|----------------|----------------|----------------|------------------|------------------|------------------|
| | ACTUAL | BUDGET | LAST YEAR | ACTUAL | BUDGET | LAST YEAR |
| Salaries Administration | 41,853 | 46,705 | 25,932 | 286,682 | 326,935 | 199,121 |
| Part-Time | 18,322 | 10,741 | 12,491 | 83,791 | 75,187 | 73,873 |
| Wages-Trade | 113,308 | 72,348 | 48,810 | 594,153 | 506,436 | 519,651 |
| Auto Expense | 1,521 | 1,771 | 1,321 | 10,296 | 12,397 | 7,446 |
| Taxes & Benefits | 32,824 | 26,812 | 19,277 | 180,434 | 187,684 | 155,976 |
| Less: Allocation/Reimbursement | <140,995> | <86,166> | <49,641> | <687,196> | <603,162> | <552,191> |
| TOTAL LABOR COSTS | 66,834 | 72,211 | 58,190 | 468,160 | 505,477 | 403,876 |
| Contracted Security | 7,117 | 5,200 | 4,836 | 34,177 | 36,400 | 32,641 |
| Other Contracted Services | 186 | 175 | 149 | 1,071 | 1,225 | 1,087 |
| Travel & Entertainment | 857 | 766 | 283 | 3,550 | 5,362 | 1,422 |
| Corporate Travel | 0 | 313 | 0 | 602 | 2,191 | 3,331 |
| Meetings & Conventions | 0 | 1,641 | 0 | 4,354 | 11,487 | 819 |
| Dues & Subscriptions | 0 | 141 | 0 | 537 | 987 | 774 |
| Employee Training | 0 | 767 | 0 | 338 | 5,369 | 25 |
| Miscellaneous Expense | 0 | 0 | 0 | 66 | 0 | 110 |
| Computer Expense | 3,402 | 5,317 | 2,082 | 20,619 | 37,219 | 26,316 |
| Professional Fees | 1,965 | 1,667 | 1,125 | 8,819 | 11,669 | 7,875 |
| Marketing & Advertising | 1,957 | 833 | 1,856 | 8,998 | 5,831 | 6,696 |
| Box Office Expenses | 79 | 0 | <20> | 388 | 0 | 119 |
| Small Equipment | 0 | 0 | 0 | 0 | 0 | 813 |
| Trash Removal | 546 | 2,667 | 0 | 5,644 | 18,669 | 6,421 |
| Equipment Rental | 434 | 350 | 166 | 1,209 | 2,450 | 4,193 |
| Landscaping | 0 | 0 | 47 | 0 | 0 | 3,801 |
| Snow Removal | 0 | 0 | 0 | 0 | 0 | 1,401 |
| Exterminating | 375 | 350 | 375 | 2,933 | 2,450 | 3,385 |
| Cleaning | 0 | 625 | 0 | 613 | 4,375 | 5,278 |
| Construction Costs | 0 | 0 | 0 | 777 | 0 | 0 |
| Repairs & Maintenance | 24,307 | 8,583 | 8,064 | 68,538 | 60,081 | 30,866 |
| Supplies | 8,268 | 11,270 | 2,912 | 55,567 | 78,890 | 82,131 |
| Bank Service Charges | 1,281 | 625 | 1,235 | 7,924 | 4,375 | 9,535 |
| Insurance | 7,785 | 8,583 | 11,520 | 53,624 | 60,081 | 69,613 |
| Other Taxes | 0 | 300 | 0 | 0 | 2,100 | 2,535 |
| Printing & Stationary | 0 | 916 | 371 | 1,008 | 6,412 | 2,705 |
| Office Supplies | 83 | 625 | 79 | 4,964 | 4,375 | 4,346 |
| Postage | 0 | 250 | 0 | 709 | 1,750 | 838 |
| Parking Expense | 2,933 | 1,167 | 1,364 | 12,765 | 8,169 | 11,739 |
| Telephone Long Distance | 2,428 | 2,550 | 429 | 14,612 | 17,850 | 34,707 |
| Utilities | 52,264 | 43,000 | 66,787 | 267,178 | 301,000 | 307,578 |
| Base Fee | 18,750 | 18,750 | 14,658 | 131,250 | 131,250 | 89,437 |
| Incentive Fee | 535 | 0 | 535 | 3,745 | 0 | 13,678 |
| TOTAL MATERIAL AND SERVICES | 135,551 | 117,431 | 118,853 | 716,579 | 822,017 | 766,214 |
| TOTAL INDIRECT EXPENSES | 202,384 | 189,642 | 177,043 | 1,184,739 | 1,327,494 | 1,170,090 |
| ===== | | | | | | |



Item VII.a.ii.

VAN ANDEL ARENA

**FINANCIAL STATEMENT
FOR THE PERIOD ENDED JANUARY 31, 2002**

Distribution:

Grand Rapids – Kent County Convention / Arena Authority
Robert White
Glen Mon
Bob Johnson
Gary McAneney
John Szudzik
Richard MacKeigan
Chris Machuta



An SMG Managed Facility


**VAN ANDEL ARENA
ROLLING FORECAST
FISCAL YEAR ENDING JUNE 30, 2002**


| | YTD | ROLL | TOTAL FYE | BUDGET FYE | VARIANCE |
|---|------------------|------------------|------------------|------------------|-----------------|
| NO. EVENTS | 85 | 42 | 127 | 118 | 9 |
| ATTENDANCE | 431,977 | 312,712 | 744,689 | 711,300 | 33,389 |
| DIRECT EVENT INCOME | 583,390 | 499,427 | 1,082,817 | 1,077,595 | 5,222 |
| ANCILLARY INCOME | 765,114 | 562,727 | 1,327,841 | 1,332,520 | (4,679) |
| TOTAL EVENT INCOME | 1,348,504 | 1,062,154 | 2,410,658 | 2,410,115 | 543 |
| TOTAL OTHER INCOME | 1,013,644 | 711,731 | 1,725,375 | 1,699,681 | 25,694 |
| TOTAL INCOME | 2,362,148 | 1,773,885 | 4,136,033 | 4,109,796 | 26,237 |
| INDIRECT EXPENSES | | | | | |
| EXECUTIVE | 54,493 | 30,056 | 84,549 | 82,334 | (2,215) |
| FINANCE | 95,392 | 60,018 | 155,410 | 151,806 | (3,604) |
| MARKETING | 110,752 | 39,390 | 150,142 | 147,483 | (2,659) |
| OPERATIONS | 647,993 | 376,549 | 1,024,542 | 1,019,556 | (4,986) |
| BOX OFFICE | 69,216 | 31,153 | 100,369 | 109,722 | 9,353 |
| LUXURY SEATING | 60,980 | 59,434 | 120,414 | 114,218 | (6,196) |
| SKYWALK ADMIN | 20,840 | 17,702 | 38,542 | 36,676 | (1,866) |
| OVERHEAD | 756,703 | 465,712 | 1,222,415 | 1,215,202 | (7,213) |
| TOTAL INDIRECT EXP. | 1,816,368 | 1,080,014 | 2,896,383 | 2,876,997 | (19,386) |
| NET REVENUE ABOVE EXPENSES | 545,779 | 693,871 | 1,239,650 | 1,232,799 | 6,851 |
| LESS ALLOCATION FOR CAPITAL REPLACEMENT | 46,715 | 125,000 | 171,715 | 171,715 | - |
| NET REVENUE ABOVE EXPENSES AFTER CAPITAL | 499,064 | 568,871 | 1,067,935 | 1,061,084 | 6,851 |

| | |
|-------------------------------|-----------|
| Benchmark revenues | 4,199,913 |
| Final Statement revenues | 4,136,033 |
| Projected excess | (63,880) |
| 20% of first \$500,000 excess | - |
| 25% of \$500,000 and above | - |
| Total Incentive Fee | - |
| 2002 Base Fee | 225,000 |
| Total Fee for FY 2002 | 225,000 |

Comments:

January fell slightly below expected levels for the month. Overall revenue came in at expected levels, however, the Arena was over budget for indirect expenses for the month. Utilities continue to come in higher than expected, and January shows an increase in supplies as the Arena prepared for a very busy conclusion of January and month of February. The final 5 months of the fiscal year look very strong with the Arena scheduled to host many concerts.


General Manager


Director of Finance

**VAN ANDEL ARENA
FINANCIAL STATEMENT HIGHLIGHTS
FISCAL YEAR ENDING JUNE 30, 2002**

| | January Actual | January Budget | January Last Year | YTD 6/30/02 Actual | YTD 6/30/02 Budget |
|-------------------------------|-------------------|-------------------|----------------------|-----------------------|-----------------------|
| Number of Events | 19 | 21 | | 85 | 74 |
| Attendance | 90,786 | 106,500 | | 431,977 | 429,450 |
| Direct Event Income | \$125,643 | \$139,487 | \$157,949 | \$583,390 | \$739,729 |
| Ancillary Income | 157,555 | 164,064 | 158,774 | 765,114 | 896,692 |
| Other Income | 163,065 | 141,640 | 123,212 | 1,013,644 | 991,480 |
| Indirect Expenses | (274,009) | (239,364) | (288,363) | (1,816,368) | (1,676,323) |
| Net Revenue above Expenses | \$172,253 | \$205,827 | \$151,572 | \$545,779 | \$951,578 |
| Less Capital Replacement | | | | (\$46,715) | (\$46,715) |
| Net After Capital Replacement | \$172,253 | \$205,827 | \$151,572 | \$499,064 | \$904,863 |

EVENT INCOME

Event income came in slightly below budget due to hosting two less Griffins games than what was in the original budget. Arenacross and Champions on Ice events fell below expected levels for the month, however, the Janet Jackson concert performed well above expected levels for the month.

ANCILLARY INCOME

Ancillary income fell below expected levels for the month. This was mainly due to the two less Griffins game and the lower than expected attendance for Champions on Ice and Arenacross. While revenue fell below expected levels, per caps for the events hosted continue to be strong.

INDIRECT EXPENSES

Indirect expenses came in above budget for the month as utility expenses continue to be higher than expected. The Arena also incurred higher than expected supply expense as preparation is made for a very busy February.

VAN ANDEL ARENA
FACILITY STATEMENT OF INCOME
PERIOD ENDING 01/31/02

| | -----CURRENT----- | | | -----YTD----- | | |
|---------------------------|-------------------|-----------|-----------|---------------|-----------|-----------|
| | ACTUAL | BUDGET | LAST YEAR | ACTUAL | BUDGET | LAST YEAR |
| EVENT INCOME | | | | | | |
| ----- | | | | | | |
| DIRECT EVENT INCOME | | | | | | |
| RENTAL INCOME | 278,786 | 265,855 | 243,853 | 973,686 | 994,645 | 1,106,867 |
| SERVICES INCOME | <153,144> | <126,368> | <85,904> | <390,297> | <254,916> | <204,206> |
| | ----- | ----- | ----- | ----- | ----- | ----- |
| TOTAL DIRECT EVENT INCOME | 125,643 | 139,487 | 157,949 | 583,390 | 739,729 | 902,661 |
| ANCILLARY INCOME | | | | | | |
| ----- | | | | | | |
| FOOD & BEVERAGE | 131,351 | 141,230 | 137,659 | 622,592 | 703,910 | 765,118 |
| NOVELTY | 20,354 | 17,136 | 16,005 | 114,977 | 171,652 | 148,259 |
| OTHER ANCILLARY | 5,850 | 5,698 | 5,110 | 27,545 | 21,130 | 22,382 |
| | ----- | ----- | ----- | ----- | ----- | ----- |
| TOTAL ANCILLARY INCOME | 157,555 | 164,064 | 158,774 | 765,114 | 896,692 | 935,759 |
| | ----- | ----- | ----- | ----- | ----- | ----- |
| TOTAL EVENT INCOME | 283,197 | 303,551 | 316,723 | 1,348,504 | 1,636,421 | 1,838,420 |
| OTHER OPERATING INCOME | 163,065 | 141,640 | 123,212 | 1,013,644 | 991,480 | 912,927 |
| | ----- | ----- | ----- | ----- | ----- | ----- |
| ADJUSTED GROSS INCOME | 446,262 | 445,191 | 439,935 | 2,362,147 | 2,627,901 | 2,751,347 |
| INDIRECT EXPENSES | | | | | | |
| EXECUTIVE | 5,106 | 6,861 | 8,227 | 54,493 | 48,027 | 56,137 |
| FINANCE | 13,086 | 12,650 | 10,198 | 95,392 | 88,550 | 71,377 |
| MARKETING | 13,149 | 12,145 | 12,191 | 110,752 | 84,110 | 89,766 |
| LUXURY SEATING | 9,308 | 9,518 | 10,735 | 60,980 | 66,626 | 61,295 |
| OPERATIONS | 100,847 | 84,962 | 90,362 | 647,993 | 594,734 | 649,578 |
| BOX OFFICE | 13,461 | 9,144 | 11,387 | 69,216 | 64,008 | 51,115 |
| SKYWALK ADMINISTRATION | 4,132 | 3,056 | 3,890 | 20,840 | 21,392 | 21,097 |
| OVERHEAD | 114,920 | 101,268 | 141,373 | 756,703 | 708,876 | 808,409 |
| | ----- | ----- | ----- | ----- | ----- | ----- |
| INDIRECT EXPENSES | 274,009 | 239,604 | 288,363 | 1,816,368 | 1,676,323 | 1,808,775 |
| | ----- | ----- | ----- | ----- | ----- | ----- |
| NET OPERATING INCOME | 172,253 | 205,587 | 151,572 | 545,779 | 951,578 | 942,572 |
| OTHER EXPENSES | | | | | | |
| OTHER EXPENSE (INCOME) | 0 | 0 | 0 | 46,715 | 46,715 | 15,265 |
| | ----- | ----- | ----- | ----- | ----- | ----- |
| OTHER EXPENSES | 0 | 0 | 0 | 46,715 | 46,715 | 15,265 |
| | ----- | ----- | ----- | ----- | ----- | ----- |
| NET INCOME (LOSS) | 172,253 | 205,587 | 151,572 | 499,064 | 904,863 | 927,307 |
| | ===== | ===== | ===== | ===== | ===== | ===== |

VAN ANDEL ARENA
STATEMENT OF SERVICES INCOME
PERIOD ENDING 01/31/02

| | -----CURRENT----- | | | -----YEAR TO DATE----- | | |
|-------------------------------------|------------------------|------------------------|-----------------------|------------------------|------------------------|------------------------|
| | ACTUAL | BUDGET | LAST YEAR | ACTUAL | BUDGET | LAST YEAR |
| Advertising Billed | 54,774 | 0 | 46,077 | 206,695 | 0 | 163,198 |
| Sponsorship Income | 0 | 0 | 0 | 37,000 | 0 | 43,248 |
| Labor Billed | 990 | 1,240 | 1,193 | 13,838 | 15,440 | 17,484 |
| Changeover Setup Billed | 5,430 | 5,400 | 6,147 | 84,827 | 89,550 | 113,754 |
| Stagehands Billed | 29,903 | 23,200 | 24,322 | 258,833 | 287,800 | 304,523 |
| Security Billed | 7,804 | 5,300 | 7,665 | 114,290 | 73,800 | 106,910 |
| Ushers & Tix Takers Billed | 8,881 | 8,700 | 9,430 | 86,901 | 93,950 | 103,813 |
| Box Office Billed | 387 | 400 | 387 | 7,910 | 9,925 | 9,288 |
| Ticketing Service Billed | 23,408 | 17,400 | 16,652 | 116,447 | 103,450 | 105,330 |
| City Police Fire Billed | 560 | 336 | 616 | 7,486 | 6,048 | 7,343 |
| EMT Medical Billed | 788 | 500 | 1,200 | 15,260 | 6,760 | 13,223 |
| Cleaning Billed | 5,009 | 6,750 | 6,216 | 75,415 | 95,200 | 88,933 |
| Insurance Billed | 0 | 0 | 0 | 2,592 | 0 | 2,240 |
| Group Sales Commissions Billed | 1,398 | 0 | 3,700 | 1,398 | 0 | 6,189 |
| Telephone Billed | 2,200 | 1,475 | 1,790 | 16,070 | 13,200 | 13,452 |
| Equipment Rental Billed | 0 | 0 | 0 | 0 | 0 | 75 |
| Damages Billed | 0 | 0 | 100 | 0 | 0 | 100 |
| Other Production Billed | 18,846 | 13,450 | 9,305 | 202,532 | 151,260 | 238,270 |
| TOTAL SERVICE INCOME | 160,378 | 84,151 | 134,799 | 1,247,493 | 946,383 | 1,337,374 |
| Advertising Expense | 54,441 | 0 | 46,077 | 234,821 | 0 | 173,917 |
| Sponsorship Expenses | 0 | 0 | 0 | 2,800 | 0 | 13,118 |
| Labor Wages | 842 | 1,054 | 1,014 | 11,762 | 13,125 | 14,861 |
| Contracted Changeover Setup Expense | 38,410 | 19,609 | 28,960 | 157,686 | 127,001 | 159,997 |
| Stagehand Wages | 47,119 | 49,495 | 25,217 | 290,666 | 320,170 | 287,974 |
| Contracted Security Expense | 25,392 | 18,540 | 24,764 | 165,255 | 100,650 | 143,381 |
| Contracted Ushers & T/T Expense | 35,575 | 34,290 | 34,025 | 165,911 | 157,320 | 179,023 |
| Ticket Sellers Wages | 329 | 0 | 329 | 6,723 | 0 | 7,895 |
| Ticket Service Charge Expense | 25,805 | 19,400 | 14,602 | 114,785 | 111,950 | 108,400 |
| City Police Fire Expense | 560 | 1,836 | 616 | 6,086 | 7,884 | 5,180 |
| EMT Medical Expense | 6,732 | 3,484 | 0 | 30,581 | 13,022 | 4,071 |
| Contracted Cleaning Expense | 41,555 | 41,237 | 36,736 | 180,726 | 185,801 | 183,463 |
| Insurance Expense | 0 | 0 | 0 | 2,776 | 0 | 10,044 |
| Allocated Telephone Expense | 425 | 199 | 275 | 3,775 | 3,416 | 3,385 |
| PRODUCTION EXPENSE | 36,338 | 21,375 | 8,088 | 263,438 | 160,960 | 246,869 |
| TOTAL SERVICE EXPENSE | 313,522 | 210,519 | 220,703 | 1,637,790 | 1,201,299 | 1,541,580 |
| NET SERVICE INCOME | <153,144> | <126,368> | <85,904> | <390,297> | <254,916> | <204,206> |
| | ===== | ===== | ===== | ===== | ===== | ===== |

VAN ANDEL ARENA
STATEMENT OF FINANCIAL POSITION
PERIOD ENDING 01/31/02

ASSETS

CURRENT ASSETS

| | |
|----------------------|-----------|
| CASH | 3,963,332 |
| ACCOUNTS RECEIVABLE | 1,644,825 |
| PREPAID EXPENSES | 74,031 |
| | ----- |
| TOTAL CURRENT ASSETS | 5,682,188 |
| | ----- |

FIXED ASSETS

| | |
|--------------|-----------|
| TOTAL ASSETS | 5,682,188 |
| | ===== |

LIABILITIES & EQUITY

CURRENT LIABILITIES

| | |
|-------------------------------|-----------|
| ACCOUNTS PAYABLE | 293,917 |
| ACCRUED EXPENSES | 449,764 |
| DEFERRED INCOME | 810,082 |
| ADVANCED TIX SALES & DEPOSITS | 2,403,079 |
| | ----- |
| TOTAL CURRENT LIABILITIES | 3,956,843 |
| | ----- |

EQUITY

| | |
|-------------------|-----------|
| FUNDS REMITTED | <706,104> |
| FUNDING RECEIVED | 291,000 |
| RETAINED EARNINGS | 1,644,632 |
| NET INCOME (LOSS) | 495,817 |
| | ----- |
| TOTAL EQUITY | 1,725,345 |
| | ----- |

| | |
|----------------------------|-----------|
| TOTAL LIABILITIES & EQUITY | 5,682,188 |
| | ===== |

VAN ANDEL ARENA
INDIRECT EXPENSE SUMMARY
PERIOD ENDING 01/31/02

| | -----CURRENT----- | | | -----YTD----- | | |
|------------------------------------|-------------------|----------------|----------------|------------------|------------------|------------------|
| | ACTUAL | BUDGET | LAST YEAR | ACTUAL | BUDGET | LAST YEAR |
| Salaries Administration | 44,416 | 42,706 | 34,042 | 307,598 | 298,942 | 240,189 |
| Part-Time | 6,562 | 2,230 | 9,168 | 37,081 | 14,705 | 44,196 |
| Wages-Trade | 68,214 | 68,160 | 56,768 | 453,284 | 477,120 | 468,367 |
| Auto Expense | 777 | 810 | 531 | 5,194 | 5,670 | 4,317 |
| Taxes & Benefits | 25,754 | 28,648 | 22,175 | 165,761 | 200,536 | 153,196 |
| Less: Allocation/Reimbursement | <62,462> | <64,906> | <26,373> | <365,869> | <454,342> | <326,161> |
| TOTAL LABOR COSTS | 83,261 | 77,648 | 96,310 | 603,049 | 542,631 | 584,104 |
| Contracted Security | 23,131 | 16,500 | 14,200 | 124,004 | 115,500 | 119,072 |
| Contracted Cleaning | 4,035 | 2,000 | 2,017 | 16,139 | 14,000 | 12,104 |
| Other Contracted Services | 349 | 300 | 251 | 2,414 | 2,100 | 1,868 |
| Travel & Entertainment | 939 | 442 | 240 | 6,034 | 3,094 | 8,623 |
| Corporate Travel | 602 | 625 | 0 | 602 | 4,375 | 3,617 |
| Meetings & Conventions | 593 | 1,083 | 0 | 3,162 | 7,581 | 235 |
| Dues & Subscriptions | 380 | 108 | 87 | 2,931 | 756 | 1,205 |
| Employee Training | 149 | 975 | 657 | 2,380 | 6,825 | 1,734 |
| Computer Expense | 2,279 | 5,317 | 1,565 | 71,676 | 37,219 | 22,116 |
| Professional Fees | 1,500 | 2,042 | 1,500 | 16,739 | 14,294 | 10,500 |
| Marketing & Advertising | 6,487 | 7,250 | 7,209 | 62,296 | 50,750 | 49,022 |
| Box Office Expenses | <162> | 0 | <843> | 48 | 0 | <900> |
| Small Equipment | 0 | 0 | 0 | 0 | 0 | 2,143 |
| Trash Removal | 1,211 | 1,250 | 2,610 | 7,938 | 8,750 | 9,958 |
| Equipment Rental | 1,523 | 650 | 1,318 | 10,059 | 4,550 | 11,100 |
| Landscaping | 0 | 292 | 0 | 3,561 | 2,044 | 2,130 |
| Exterminating | 248 | 333 | 248 | 1,980 | 2,331 | 2,160 |
| Cleaning | 0 | 450 | 0 | 2,810 | 3,150 | 1,060 |
| Repairs & Maintenance | 11,128 | 10,666 | 9,840 | 57,935 | 74,662 | 71,145 |
| Supplies | 21,999 | 15,091 | 10,888 | 133,549 | 105,637 | 122,999 |
| Bank Service Charges | 2,389 | 1,167 | 850 | 7,094 | 8,169 | 4,262 |
| Insurance | 12,453 | 11,512 | 11,099 | 73,274 | 80,584 | 66,750 |
| Other Taxes | 0 | 300 | 0 | 69 | 2,100 | 3,062 |
| Printing & Stationary | 4,609 | 1,917 | 16 | 4,812 | 13,419 | 5,963 |
| Office Supplies | 792 | 1,000 | 520 | 10,592 | 7,000 | 6,559 |
| Postage | 1,291 | 1,050 | 389 | 4,066 | 7,350 | 5,795 |
| Parking Expense | 1,510 | 1,592 | 1,460 | 10,804 | 11,144 | 11,680 |
| Telephone Long Distance | 3,321 | 4,300 | 4,331 | 29,033 | 30,100 | 28,929 |
| Utilities | 73,331 | 57,483 | 87,190 | 432,586 | 402,381 | 413,734 |
| Base Fee | 18,750 | 18,750 | 21,245 | 131,250 | 131,250 | 149,457 |
| Incentive Fee | 0 | 0 | 14,927 | 0 | 0 | 77,180 |
| Depreciation | 0 | 491 | 0 | 0 | 3,437 | 0 |
| Amortization | 0 | 0 | 1,963 | 5,737 | 0 | 13,743 |
| Common Area Expense | <3,664> | <2,710> | <3,449> | <18,482> | <18,970> | <10,949> |
| Less: Allocated/Reimbursement | <425> | <270> | <275> | <3,775> | <1,890> | <3,385> |
| TOTAL MATERIAL AND SERVICES | 190,748 | 161,956 | 192,053 | 1,213,319 | 1,133,692 | 1,224,672 |
| TOTAL INDIRECT EXPENSES | 274,009 | 239,604 | 288,363 | 1,816,368 | 1,676,323 | 1,808,775 |
| ===== | | | | | | |

**GRAND RAPIDS - KENT COUNTY
CONVENTION / ARENA AUTHORITY**

INTERIM FINANCIAL STATEMENTS

Seven Months Ended January 31, 2002



ACCOUNTANTS' REPORT

To the Board of Directors
Grand Rapids - Kent County Convention / Arena Authority
Grand Rapids, Michigan

We have compiled the accompanying statements of cash receipts and disbursements and cash receipts and disbursements - budget to actual for the operating account and construction account of the Grand Rapids - Kent County Convention / Arena Authority for the seven months ended January 31, 2002, in accordance with Statements on Standards for Accounting and Review Services issued by the American Institute of Certified Public Accountants. These statements do not include the cash receipts and disbursements of the Van Andel Arena and Grand Center which are operated by the Authority. The financial statements presented have been prepared on the cash basis of accounting, which is a comprehensive basis of accounting other than U.S. generally accepted accounting principles.

A compilation is limited to presenting in the form of financial statements information that is the representation of management. We have not audited or reviewed the accompanying financial statements and, accordingly, do not express an opinion or any other form of assurance on them.

Management has elected to omit substantially all of the disclosures ordinarily included in financial statements prepared on the cash basis of accounting. If the omitted disclosures were included in the financial statements, they might influence the user's conclusions about the Authority's cash receipts and disbursements. Accordingly, these financial statements are not designed for those who are not informed about such matters.

Beene Garter LLP

February 12, 2002
Grand Rapids, Michigan

BEENE GARTER LLP
50 MONROE NW
SUITE 600
GRAND RAPIDS
MICHIGAN
49503-2679

BUSINESS ADVISORS ► CPAs ► FINANCIAL SERVICES
INTERNATIONALLY KNOWN AS MOORE STEPHENS BEENE GARTER PLC

T 616.235.5200
F 616.235.5285
1.800.824.7882
www.beenegarter.com

INTERIM FINANCIAL STATEMENTS

Statement A

GRAND RAPIDS - KENT COUNTY CONVENTION / ARENA AUTHORITY

Statement of Cash Receipts and Disbursements

From July 1, 2001 to January 31, 2002

| | <u>Operating Account</u> | <u>Construction Account</u> |
|--|--------------------------------------|---------------------------------------|
| RECEIPTS | | |
| Beginning Balance - July 1, 2001 | \$ 3,578,979.18 | \$ 5,410,627.09 |
| State of Michigan | - | 15,000,000.00 |
| CCBA Capital Contributions | - | 5,901,766.13 |
| Interest Deposits | 76,576.42 | 154,732.43 |
| Transfer from Operating Account | - | 2,000,000.00 |
| Facility Operations | 706,104.35 | - |
| Total Cash Receipts | <u>4,361,659.95</u> | <u>28,467,125.65</u> |
| DISBURSEMENTS | | |
| Checks issued prior months | 1,742,625.35 | 12,850,309.60 |
| Checks issued 01/14/02 | 1,092,706.16 | 2,052,839.15 |
| Checks issued 01/28/02 | 31,271.15 | 610,463.28 |
| Payroll Expenditures | 32,076.03 | - |
| Expense Reimbursement | (3,000.06) | (1,220.79) |
| Bank fees | - | (306.34) |
| Total Cash Disbursements | <u>2,895,678.63</u> | <u>15,512,084.90</u> |
| Net Pooled Cash and Investments | <u><u>\$ 1,465,981.32</u></u> | <u><u>\$ 12,955,040.75</u></u> |

Statement B

GRAND RAPIDS - KENT COUNTY CONVENTION / ARENA AUTHORITY Statement of Cash Receipts and Disbursements - Budget to Actual (Operations) From July 1, 2001 to January 31, 2002

| | OPERATING ACCOUNT | | | |
|--|-------------------------|-----------------------|-------------------------|------------------|
| | Facilities Operations | | Capital Replacement | |
| | Budget | Actual | Budget | Actual |
| RECEIPTS | | | | |
| Facility Operations | \$ 1,695,443 | \$ 706,104 | \$ 237,000 | \$ - |
| Interest on Investments | 100,000 | 44,674 | 40,000 | 31,902 |
| Capital Replacement Reserve Transfer | 570,357 | - | (570,357) | - |
| From / (To) Fund Balance | - | - | 530,357 | - |
| TOTAL RECEIPTS | 2,365,800 | 750,779 | 237,000 | 31,902 |
| DISBURSEMENTS | | | | |
| Accounting / Auditing Services | 20,000 | 13,141 | - | - |
| Bank Fees | - | - | - | - |
| Insurance - Property and Liability | 15,000 | 2,966 | - | - |
| Legal Services | 55,000 | 17,136 | - | - |
| Other Contractual Services | 8,150 | 27,883 | - | - |
| Facility Management Fees | - | 151,122 | - | - |
| Meeting Expense | 650 | 604 | - | - |
| Supplies | 1,200 | 935 | - | - |
| Transfer to Construction Account | 1,000,000 | 2,000,000 | - | - |
| Sub-total Service Disbursements | 1,100,000 | 2,213,787 | - | - |
| Electricity | 611,000 | 414,445 | - | - |
| Steam | 527,000 | 200,448 | - | - |
| Water and Sewer | 67,800 | 31,001 | - | - |
| Sub-total Utility Disbursements | 1,205,800 | 645,894 | - | - |
| Building Additions and Improvements | - | - | 225,000 | - |
| Facility Equipment Acquisition | - | - | 12,000 | - |
| Sub-total Capital Disbursements | - | - | 237,000 | - |
| Employee Wages | 50,000 | 31,365 | - | - |
| Employee Benefits | 10,000 | 4,632 | - | - |
| Sub-total Payroll Disbursements | 60,000 | 35,997 | - | - |
| TOTAL DISBURSEMENTS | 2,365,800 | 2,895,679 | 237,000 | - |
| Excess / (Deficit) of Funds | \$ - | \$ (2,144,900) | \$ - | \$ 31,902 |
| | See Comments 1 and 2 | | See Comments 1 and 2 | |

Comment 1: Facilities Operations and Capital Replacement budgets were approved by the GR-KC Convention / Arena Authority at its regularly scheduled meeting on June 27, 2001.

Comment 2: Facilities Operations and Capital Replacement columns include receipts and disbursements processed by the C/AA. SMG receipts and disbursements are reported separately in the Van Andel Arena and Grand Center financial statements prepared by SMG.

Statement C

GRAND RAPIDS - KENT COUNTY CONVENTION / ARENA AUTHORITY Statement of Cash Receipts and Disbursements - Budget to Actual (Construction) From July 1, 2001 to January 31, 2002

| | CONSTRUCTION ACCOUNT | | | |
|---|---------------------------------|---------------------|--|---------------------|
| | Monroe Ave Relocation Budget | Actual | Convention Center Construction Budget | Actual |
| RECEIPTS | | | | |
| State of Michigan | \$ 2,630,697 | \$ - | \$ 27,369,303 | \$ 15,000,000 |
| City / County Bldg Authority Capital Contrib. | - | - | - | 5,901,766 |
| Transfer from Operating Fund | - | - | 1,000,000 | 2,000,000 |
| Interest on Investments | 54,830 | 52,452 | 445,170 | 102,281 |
| TOTAL RECEIPTS | 2,685,527 | 52,452 | 28,814,473 | 23,004,047 |
| DISBURSEMENTS | | | | |
| Architectural and Engineering Services | 490,000 | 328,574 | 6,000,000 | 3,104,504 |
| Construction Material Testing | - | - | 400,000 | 283,716 |
| Construction in Progress - GMP | 2,175,527 | 137,743 | 21,425,973 | 9,655,287 |
| Sub-total Construction Disbursements | 2,665,527 | 466,317 | 27,825,973 | 13,043,507 |
| Bank Fees | - | - | - | (306) |
| Insurance -Property / Liability | - | - | 40,000 | 42,670 |
| Legal Services | 15,000 | 1,251 | 50,000 | 7,656 |
| Project Manager / Owner's Representative | - | - | 285,000 | 143,526 |
| Other Contractual Services | 5,000 | - | 600,000 | 1,754,343 |
| Sub-total Service Disbursements | 20,000 | 1,251 | 975,000 | 1,947,889 |
| Electricity | - | - | - | 38,376 |
| Steam | - | - | - | 11,877 |
| Water and Sewer | - | - | - | 1,869 |
| Sub-total Utility Disbursements | - | - | - | 52,122 |
| Advertising / Promotion / Publicity | - | - | 5,000 | - |
| Supplies | - | - | 1,000 | - |
| Postage / Express | - | - | 500 | - |
| Printing and Binding | - | - | 5,000 | - |
| Telephone | - | - | 2,000 | 999 |
| Sub-total Supplies Disbursements | - | - | 13,500 | 999 |
| TOTAL DISBURSEMENTS | 2,685,527 | 467,568 | 28,814,473 | 15,044,516 |
| Excess / (Deficit) of Funds | \$ - | \$ (415,116) | \$ - | \$ 7,959,531 |
| | | | See Comment | |

Comment: Convention Center Construction budget was approved by the Grand Rapids - Kent County Convention / Arena Authority at its regularly scheduled meeting on June 27, 2001.

BUILDING COMMITTEE REPORT
To
Grand Rapids-Kent County Convention/Arena Authority
February 27, 2002

Work continued on Phase 1B, DeVos Lobby Addition. Metal stud framing and drywall hanging is nearing completion inside, and on the canopy. Window wall framing is installed, and glass installed. M.E.P. rough-ins and fixtures continue, with heating systems coming on line next month. Wood paneling is being fabricated, as are glass wall panels. Ceiling work is complete in the 2 story area for terrazzo flooring to begin. The lobby remains on track for the April opening.

In Phase 2, the grand Gallery structural concrete subcontractor, Kent/Tillman Construction has placed formwork and reinforcing steel for the first section of street level floor slab. Mechanical and electrical trades are continuing with underground and in-slab activities. Slab on grade, columns and the main roof support piers continue as well.

Demolition of the Police Building and Hall of Justice progressed well in January. The Police Building has been completely demolished and new foundations are in process in this location. The Hall of Justice Building has been demolished to street level and basement demo along with hauling debris and rubble continues.

Case/Millgard, the deep foundation subcontractor has completed approximately 50% of the Exhibit Hall caissons and is progressing well.

On January 29, the Project Management and Design Teams visited the structural steel fabricator's plant. It appears that Steel Service Corp. is organized and ready to begin the mass production phase of our job for shipments as scheduled.

The enclosure and finish subs for the Exhibit Hall and Grand Gallery have all been interviewed, with 90% of the contracts issued. Since last report, Miscellaneous Metals, Painting and Operable Partition selections have been in process.

Long range planning has begun for Phase III work. The existing facilities are being scrutinized for items that need to be scheduled around S.M.G.'s utilization of the spaces to minimize disruptions.

Additionally if early start opportunities are discovered, they will be analyzed for practicality.

MBE/WBE PARTICIPATION SUMMARY **SUBCONTRACTS AWARDED TO DATE**

| Cost Code | Subcontractor/Vendor | Description of Work | Contract Amount | MBE/WBE Opportunities | MBE/WBE Contractor | MBE/WBE Amount | % |
|--------------|--------------------------------|------------------------------|---------------------|-----------------------|-------------------------------------|---------------------|------------|
| 9416 | Dykema Excavating | DeVos Hall Earthwork | \$23,500 | Y | Advanced Disposal | \$500 | |
| 9421 | Pisch Companies | Demolition | \$699,420 | Y | Lee's Excavating | \$3,000 | 15% |
| 9422 | Diversco | Earthwork | \$1,674,500 | Y | Burns Contracting | \$77,000 | 11% |
| | | | | Y | Millennium Contracting Supply | \$200,000 | |
| | | | | Y | Mario Construction Services | \$18,000 | 13% |
| 9436 | Kent/Tilman Joint Venture | Concrete | \$8,236,765 | Y | Tilman | \$1,235,515 | 15% |
| 9442 | Ace Steel Erection | Rebar | \$38,300 | Y | Ace Steel Erection | \$38,300 | 100% |
| 9443 | MichMex | Slabs-On-Metal Deck | \$20,368 | Y | Mich Mex | \$20,368 | 100% |
| 9451 | Burggrabe Masonry | Block Masonry | \$63,791 | Y | B&B Masonry | \$1,000 | |
| | | | | Y | Big Mac Masonry | \$7,000 | 13% |
| 9461 | Steel Supply & Engineering | Structural Steel | \$216,000 | Y | Michigan Industrial Metals | \$62,921 | 29% |
| 9462 | Steel Service Corporation | Structural Steel | \$14,410,000 | Y | Three Star Fabricating LLC | \$995,080 | |
| | | | | | Ideal Steel | \$275,000 | |
| | | | | | TBD | \$459,020 | 12% |
| 9525 | Ritserna Associates | Drywall & Ceilings | \$233,491 | Y | Helms Caulking | \$34,500 | 15% |
| 9526 | Johnson Carpet, Inc. | Carpet | \$173,950 | Y | ICR Carpet Installations | \$5,285 | 3% |
| 9527 | Dave Cole Decorators | Painting and Wall Coverings | \$15,945 | Y | Eminent Services | \$1,600 | 10% |
| 9651 | Andy J. Egan | Mechanical | \$16,601,147 | Y | Grand Rapids Fire Protection | \$12,425 | |
| | | | | Y | Top Notch Plumbing | \$40,100 | |
| | | | | Y | Johnson Controls MBE Subcontractor | \$82,500 | |
| | | | | Y | Brigade Fire Protection MBE Sub | \$97,000 | |
| | | | | Y | Brooks Plumbing | \$1,600,174 | |
| | | | | Y | Insulation & Environmental Services | \$604,959 | 15% |
| | Naturalite | Skylight | \$1,024,320 | Y | Helms Caulking | \$28,681 | 3% |
| | Architectural Glass and Metals | Metal Panels and Curtainwall | \$2,259,694 | Y | Construction Concepts | \$714,730 | |
| | | | | | Helms Caulking | \$18,990 | 13% |
| | Lynn Masonry | Masonry and Granite | \$1,830,182 | Y | TBD | \$219,621 | 12% |
| | Sobie Companies | Carpet | \$216,600 | Y | TBD | \$23,826 | 11% |
| | Cleveland Construction | Drywall & Ceilings | \$4,060,000 | Y | TBD | \$487,200 | 12% |
| | Bouma Construction | Spray Fireproofing | \$485,000 | Y | C.I.S. | \$400,000 | 82% |
| | Van Dam Iron Works | Misc. Metals | \$1,980,000 | Y | TBD | \$217,800 | 11% |
| | Trend Millwork | Millwork and Wood Doors | \$254,200 | Y | TBD | \$27,962 | 11% |
| | Johnson Carpet, Inc. | Ceramic Tile | \$268,900 | Y | Midwest Tile | \$214,054 | 80% |
| | Pro-Line Painting | Parking Striping | \$8,455 | Y | Pro-Line Painting | \$8,455 | 100% |
| | H&H Painting | Painting and Wall Coverings | \$514,467 | Y | McLemore Painting | \$56,600 | 11% |
| 9671 | Electech II | Electrical | \$12,684,444 | Y | Taylor Electric | \$1,902,667 | 15% |
| TOTAL | | | \$67,993,439 | | | \$10,191,832 | 15% |

| Cost Code | Subcontractor/Vendor | Description of Work | Contract Amount | MBE/WBE Opportunities | MBE/WBE Contractor | MBE/WBE Amount | % |
|---|--------------------------------|-------------------------------|-----------------|-----------------------|--------------------|----------------|---|
| Contracts without Opportunity for MBE/WBE Participation | | | | | | | |
| 9417 | Betkel & Company | Mini-Piles | \$221,200 | N | | | |
| 9423 | Case Foundation | Caissons | \$4,807,000 | N | | | |
| 9441 | Grand River Construction | Concrete Walls | \$240,000 | N | | | |
| 9452 | Vetter Stone Company | Limestone - Supplier | | | | | |
| 9462 | Countier Iron Craft | Stainless Steel | \$41,140 | N | | | |
| 9471 | Grand Valley Wood Products | Millwork - Supplier | \$29,200 | N | | | |
| 9481 | Architectural Glass & Metals | Metal Panels | \$128,540 | N | | | |
| 9482 | J&L Roofing | Roofing | \$57,760 | N | | | |
| 9500 | Glass Enterprise | Glass Curtain Wall | \$219,864 | N | | | |
| 9501 | Overhead Door Company | Overhead Doors | \$9,739 | N | | | |
| 9502 | S.A. Morman | Door Hardware - Supplier | \$65,430 | N | | | |
| 9637 | Schindler Elevator Corporation | Elevators and Escalators | \$2,202,615 | N | | | |
| | Stress-Con Industries, Inc. | Precast Concrete | \$85,380 | N | | | |
| | Modern Roofing | Roofing | \$1,320,105 | N | | | |
| | S.A. Morman | Door Hardware - Supplier | \$536,250 | N | | | |
| | Riverside Group | Metal Panels | \$2,222,326 | N | | | |
| | Stafford-Smith | Food Service Equipment | \$228,458 | N | | | |
| | Traffic Safety | Parking Equipment | \$280,315 | N | | | |
| | Overhead Door Company | Vertical Lift Doors | \$301,712 | N | | | |
| | Applied Handling | Coiling Doors & Loading Docks | \$149,405 | N | | | |

VAN ANDEL ARENA WEEKLY

Item VIII

| DATE | EVENT | EC | ROOM | TIME | FUNCTION |
|--------------|----------------------------|----|-------------|---|---|
| Wed, Feb 20 | Griffins vs Houston | MS | Arena | 10A-12:30P 6:00 PM 7P-9:30P | Team practice Doors Hockey game |
| | SMG | JS | Banquet A | 9A-10A | All Staff Meeting |
| | Griffins | JS | Banquet B | 6P-7P | Group welcome center |
| Thur, Feb 21 | Available | | | | |
| Fri, Feb 22 | Griffins vs Houston | AH | Arena | 10A-12:30P 6:30 PM 7:30P-10P | Team practice Doors Hockey game |
| | Griffins | JS | Banquet A | 6:30P-7:30P | Group welcome center |
| | Home Builders Assn. | JS | Banquet B/C | 6:30P-7:30P | Banquet |
| | McConnell | JS | Banquet D | 6:30P-7:30P | Birthday party |
| | Houston Aeros | JS | Banquet D | 10:30P-11:30P | Team dinner |
| Sat, Feb 23 | Alan Jackson | MS | Arena | 8:00 AM 2:00 PM 4:00 PM 7:00 PM 8:00 PM 8:40 PM 9:10 PM 10:30 PM | Load-in Chair set Sound check Doors open Jamie O'Neill Intermission Alan Jackson Load-out begins/Show over |
| | Alan Jackson | JS | Banquet C/D | 6A-9P | Crew catering |
| Sun, Feb 24 | Griffins vs Utah | AH | Arena | 10A-12:30P 3:00 PM 5P-7:30P 7:30P-8P | Team practice Doors/Carnival games on the concourse Hockey game Post-game skate |
| | Griffins | JS | Banquet A/B | 3P-5P | Group welcome center |
| | Kimberly-Clarke | JS | Banquet C | 4P-5P | Banquet |
| | Sean Schmeiser | JS | Banquet D | 3:30P-5P | Birthday party |
| Mon, Feb 25 | Available | | | | |
| Tue, Feb 26 | Available | | | | |
| Wed, Feb 27 | Available | | | | |
| Thur, Feb 28 | Available | | | | |
| Fri, Mar 1 | Griffins vs Rochester | AH | Arena | 10A-12:30P 6:30 PM 7:30P-10P | Team practice Doors Hockey game |
| Sat, Mar 2 | Griffins vs Milwaukee | AH | Arena | 1P-3P 3:15P-5:15P 6:30 PM 7:30P-10P | Youth hockey pre-game Youth hockey Pre-game Doors Hockey game |
| Sun, Mar 3 | Available | | | | |
| Mon, Mar 4 | Available | | | | |
| Tue, Mar 5 | Available | | | | |
| Wed, Mar 6 | Sterling Reid Bros. Circus | AH | Arena | | |
| Thur, Mar 7 | Freestyle Motocross | MS | Arena | 8A-5P | Load-in |
| Fri, Mar 8 | Freestyle Motocross | MS | Arena | 8:00 PM | Performance |
| Sat, Mar 9 | Freestyle Motocross | MS | Arena | 8:00 PM | Performance |
| Sun, Mar 10 | Freestyle Motocross | MS | Arena | 8A-5P | Load-out |
| Mon, Mar 11 | Available | | | | |
| Tue, Mar 12 | Available | | | | |
| Wed, Mar 13 | Griffins vs Manitoba | MS | Arena | 10A-12:30P 6:00 PM 7P-9:30P | Team practice Doors Hockey game |
| Thur, Mar 14 | Kid Rock | AH | Arena | 7:30 PM | Performance |
| Fri, Mar 15 | World's Toughest Rodeo | MS | Arena | 8:00 PM | Performance |
| Sat, Mar 16 | World's Toughest Rodeo | MS | Arena | 8:00 PM | Performance |

| | | | | | |
|--------------|--------------------------|----|-------|------------------------------------|---------------------------------------|
| Sun, Mar 17 | World's Toughest Rodeo | MS | Arena | 8A-5P | Dirt load-out |
| Mon, Mar 18 | Available | | | | |
| Tue, Mar 19 | Available | | | | |
| Wed, Mar 20 | Griffins vs Milwaukee | AH | Arena | 10A-12:30P 6:00 PM 7P-9:30P | Team practice Doors Hockey game |
| Thur, Mar 21 | Available | | | | |
| Fri, Mar 22 | Kenny Chesney | MS | Arena | 7:30 PM | Performance |
| Sat, Mar 23 | Griffins vs Wilkes-Barre | AH | Arena | 10A-12:30P 6:30 PM 7:30P-10P | Team practice Doors Hockey game |
| Sun, Mar 24 | Available | | | | |

GRAND CENTER WEEKLY - YEAR 2002

| DATE | EVENT | ROOM | TIME | FUNCTION | EC | CONSTRUCTION |
|---------------|--|--------------------------|--|--|----|--------------|
| WED. FEB 20 | GRSO - CLASSICAL VII | DV/ | 3:30P-6P 7:30P-10P | REHEARSAL REHEARSAL | ST | |
| THURS. FEB 21 | AUTO WARES | 2/3 GH/ | NOON-5P | MOVE IN | MC | |
| | GRSO - CLASSICAL VII | DV/ | 4:30P-7:30P 7:30P-10P | MIC HANG REHEARSAL | ST | |
| | AFRICAN AMERICAN FESTIVAL | W/A/ | 10A-5P | MOVE IN | MF | |
| FRI. FEB 22 | AUTO WARES | 2/3 GH/ | 8A-3P 3P-6P | MOVE IN SHOW | MC | |
| | GRSO - CLASSICAL VII | DV/ | 6:45P 7P-7:30P 8P-10:30P | OPEN TO UPBEAT UPBEAT PERFORMANCE | ST | |
| | WHODINI, KURTIS BLOW & DJ KOOL | W/A/ | NOON-11P | SHOW | MF | |
| | ROCK NETWORK MOTORCYCLE SHOW | EH,WH/ | NOON-9P | MOVE IN | MF | |
| SAT. FEB 23 | AUTO WARES | 1/3 GH/ 2/3 GH GH/ | 8A-NOON 3P-6P 6P-8:30P | MEETING SHOW MOVE OUT | MC | |
| | GRSO - CLASSICAL VII | DV/ | 6:45P 7P-7:30P 8P-10:30P 10:30P | OPEN TO UPBEAT UPBEAT PERFORMANCE MOVE OUT | ST | |
| | ROCK NETWORK MOTORCYCLE SHOW | EH,WH/ | 11A-9P | SHOW | MF | |
| | KOKO TAYLOR | W/A/ | NOON-11P | SHOW | MF | |
| | GRSO - FAMILY II | DV/ | NOON-1P 1P-3:30P 3:30P-4:30P | CHANGE TO FAMILY | ST | |
| SUN. FEB 24 | GRSO - FAMILY II BEETHOVEN, BEETHOVEN | DV/ | 10A-1P 1:15P-2:15P 2:15P-2:45P 2:30P 3P-4:15P 4P-6P | MOVE IN/CHANGE OVER TECH REHEARSAL INSTRUMENT ZOO DOORS OPEN PERFORMANCE MOVE OUT | ST | |
| | ROCK NETWORK MOTORCYCLE SHOW | EH,WH/ | NOON-5P | SHOW MOVE OUT | MF | |
| | BOB MARLEY CELEBRATION | W/A/ | 5P-MID NOON-11P | SHOW | MF | |
| | GRSO - 5 TH GRADE | DV/ | 5P-7P | MOVE IN | ST | |
| MON. FEB 25 | HOME AND GARDEN SHOW | ALL/ | 8A-7P | MOVE IN | MC | |
| TUES. FEB 26 | HOME AND GARDEN SHOW | ALL/ | 8A-7P | MOVE IN | MC | |
| | GRSO - 5 TH GRADE | DV/ | 9A 9:40A-10:40A 11:10A-12:10P 12:30P | BUSSES BEGIN ARRIVE PERFORMANCE UPPER T IS CLEAR | ST | |
| | HOME AND GARDEN SHOW | ALL/ | 8A-7P | MOVE IN | MC | |
| WED. FEB 27 | HOME AND GARDEN SHOW | DV/ | 9A 9:40A-10:40A 11:10A-12:10P 12:30P | BUSSES BEGIN ARRIVE PERFORMANCE UPPER T IS CLEAR | ST | |
| | GRSO - 5 TH GRADE | ALL/ | 8A-3P 3P-9:30P | MOVE IN SHOW | MC | |
| THURS. FEB 28 | HOME AND GARDEN SHOW | DV/ | 9A 9:40A-10:40A 11:10A-12:10P 12:30P | BUSSES BEGIN ARRIVE PERFORMANCE UPPER T IS CLEAR | ST | |
| | GRSO - 5 TH GRADE | ALL/ | 11:30A-9:30P | SHOW | MC | |
| FRI. MARCH 1 | WEST MI HOME & GARDEN SHOW | ALL/ | | | | |

| DATE | EVENT | ROOM | TIME | FUNCTION | EC | CONSTRUCTION |
|---------------|---|------------------------------------|--|---|----|--------------|
| | GRSO - 5 TH GRADE | DV/ | 9A 9:40A-10:40A 11:10A-12:10P 12:30P 12:15P-1:15P | BUSSES BEGIN ARRIVE PERFORMANCE PERFORMANCE UPPER T IS CLEAR MINIMAL MOVE OUT | ST | |
| | GRSO - SPECIAL III DUKE ELLINGTON | DV,BL/ | 1P-5P | MOVE IN | ST | |
| SAT. MARCH 2 | WEST MI HOME & GARDEN SHOW | ALL/ | 10A-9:30P | SHOW | MC | |
| | GRSO - SPECIAL III DUKE ELLINGTON | DV,BL/ | 3P-6P 8P-10:30P | REHEARSAL PERFORMANCE | ST | |
| SUN. MARCH 3 | WEST MI HOME & GARDEN SHOW | ALL/ | 11A-6P 6P-10P | SHOW MOVE OUT | MC | |
| | GRSO - YOUTH | DV/ | 10A-NOON 12:45P 1P-2:40P 2:40P 3P-5:30P MOVE OUT | MOVE IN STUDENTS ARRIVE TECH REHEARSAL DOORS TO SEATING PERFORMANCE MOVE OUT | ST | |
| MON. MARCH 4 | WEST MI HOME & GARDEN SHOW | ALL/ | 8A-6P | MOVE OUT | MC | |
| | HOPE COLLEGE SHOWCASE | DV/ | 8A-NOON 1P 1:30P-4:30P 4:30P-6:30P 4P-11P 6:30P 7:30P 8P-10P 10P-MID | 1A MOVE IN INSTRUMENT ARRIVE CONTINUE MOVE IN REHEARSAL ON STAGE STUDENTS ARRIVE DINNER ARRIVES DOORS OPEN PERFORMANCE MOVE OUT | ST | |
| TUES. MARCH 5 | WEST MI HOME & GARDEN SHOW | ALL/ | 8A-6P | MOVE OUT | MC | |
| | VEGGIE TALES | DOCKS #6 & #7, W/A/ | 8A-5P 7P-8:30P | MOVE IN PERFORMANCE | ST | |
| | DAVID COPPERFIELD | DOCK #8, DV/ | 8AM-5PM 5P 6P-7:15P 8P 9P-10:15P | MOVE IN DOORS PERFORMANCE DOORS PERFORMANCE | ST | |
| | MI ASSOCIATION OF COMPUTER USERS IN LEARNING | GH,EH,WH/ | 8A-6P | MOVE IN | MC | |
| WED. MARCH 6 | VEGGIE TALES | W/A/ | 6:30P-8P | PERFORMANCE | ST | |
| | DAVID COPPERFIELD | DV/ | 5P 6P-7:15P 8P 9P-10:15P 10P-1A | DOORS PERFORMANCE DOORS PERFORMANCE MOVE OUT | ST | |
| THURS MARCH 7 | MI ASSOCIATION OF COMPUTER USERS IN LEARNING | GH,KR,BL,MR/ | 8A-5:30P | GENERAL SESSIONS EXHIBITS | MC | |
| | GRSO - POPS V A SALUTE TO ARTHUR FIELDER | EH,WH/ | 9:30A-5P | MOVE OM | ST | |
| | VEGGIE TALES | W/A/ | 8A APPROX-5P 7P-10P 6:30P-8P | REHEARSAL PERFORMANCE | ST | |
| | ALEXANDRIA USERS GROUP MEETING | BR/ | | MEETING | MC | |
| FRI. MARCH 8 | CITY MEETING | BR/ | 8A-NOON | MEETING | RS | |
| | MI ASSOCIATION OF COMPUTER USERS IN LEARNING | GH,KR,BL,MR/ EH,WH,GH,KR,BL,MR/ | 8A-2:30P 8:30A-2:30P 2:30P-7P | GENERAL SESSION EXHIBITS MOVE OUT | MC | |

| DATE | EVENT | ROOM | TIME | FUNCTION | EC | CONSTRUCTION |
|----------------|---|------------------------|--|--|----|--------------|
| | GRSO - POPS V A SALUTE TO ARTHUR FIELDER | DV/ | 1P-5P 8P-10:30P | REHEARSAL PERFORMANCE | ST | |
| | VEGGIE TALES | WA/ | 6:30P-8P | PERFORMANCE | ST | |
| SAT. MARCH 9 | GRSO - POPS V A SALUTE TO ARTHUR FIELDER | DV/ | 8P-10:30P | PERFORMANCE | ST | |
| | VEGGIE TALES | WA/ | 10A-11:30A 1P-2:30P 4P-5:30P 7P-8:30P | PERFORMANCE PERFORMANCE PERFORMANCE PERFORMANCE | ST | |
| SUN. MARCH 10 | GRSO - POPS V A SALUTE TO ARTHUR FIELDER | DV/ | 3P-5:30P 5:30P-8:30P | PERFORMANCE MOVE OUT | ST | |
| | VEGGIE TALES | WA, DOCKS #6 & #7/ | 2P-3:30P 5P-6:30P 6:30P-10:30P | PERFORMANCE PERFORMANCE MOVE OUT | ST | |
| MON. MARCH 11 | CINDERELLA - BALLET | DV/ | 8A-5P 7P-11P | MOVE IN REHEARSAL | ST | |
| TUES. MARCH 12 | CINDERELLA - BALLET | DV/ | 8A-5P 7P-11P | MOVE IN REHEARSAL | ST | |
| | SPORT, FISHING & TRAVEL SHOW | ALL/ | 6:30A-6P | MOVE IN | MF | |
| WED. MARCH 13 | SPORT, FISHING & TRAVEL SHOW | ALL/ | 6:30A-6P | MOVE IN | MF | |
| | CINDERELLA - BALLET | DV/ | 8A-5P 7P-11P | WORK CALL REHEARSAL | ST | |
| THUR. MARCH 14 | SPORT, FISHING & TRAVEL SHOW | ALL/ | 7:30A-NOON 3P-10P | MOVE IN SHOW | MF | |
| | CINDERELLA - BALLET | DV/ | 8A-5P 7P-11P | WORK CALL REHEARSAL | ST | |
| FRI. MARCH 15 | SPORT, FISHING & TRAVEL SHOW | ALL/ | 11A-10P | SHOW | MF | |
| | CINDERELLA - BALLET | DV/ | 7:30P-10P | PERFORMANCE | ST | |
| SAT. MARCH 16 | SPORT, FISHING & TRAVEL SHOW | ALL/ | 9A-9P | SHOW | MF | |
| | CINDERELLA - BALLET | DV/ | 7:30P-10P | PERFORMANCE | ST | |
| SUN. MARCH 17 | SPORT, FISHING & TRAVEL SHOW | ALL/ | 10A-6P 6P-10P | SHOW MOVE OUT | MF | |
| | CINDERELLA - BALLET | DV/ | 2P-4:30P 4:30P-8:30P | PERFORMANCE MOVE OUT | ST | |
| MON. MARCH 18 | SPORT, FISHING & TRAVEL SHOW | ALL/ | 8A-5P | MOVE OUT | MF | |
| TUES. MARCH 19 | GRSO - CLASSICAL VIII BARTOK & BEETHOVEN | DV/ | 8A-1P 7:30P-10P | MOVE OUT REHEARSAL | ST | |
| WED. MARCH 20 | MI ASSOC FOR THE ED OF YOUNG CHILDREN | GH/ | NOON-8P | MOVE IN | MC | |
| | GRSO - CLASSICAL VIII BARTOK & BEETHOVEN | DV/ | 3:30P-6P 7:30P-10P | REHEARSAL REHEARSAL | ST | |
| | WOMEN'S EXPO | EH, WH/ | 8A-9P | MOVE IN | MF | |
| THUR. MARCH 21 | MI ASSOC FOR THE ED OF YOUNG CHILDREN | GH/ | 8A-11A 11:30A-6:30P 8:30A-4:30P | MOVE IN EXHIBITS WORKSHOPS | MC | |
| | GRSO - CLASSICAL VIII BARTOK & BEETHOVEN | DV/ | 4:30P-7:30P 7:30P-10P | MIC HANG REHEARSAL | ST | |
| | WOMEN'S EXPO | EH, WH/ | 8A-NOON 3P-8P | MOVE IN SHOW | MF | |
| FRI. MARCH 22 | MI ASSOC FOR THE ED OF YOUNG CHILDREN | GH/ WA, KR, BL, MR/ | 9A-6P 8:30A-4:30P | EXHIBITS WORKSHOPS | MC | |
| | GRSO - CLASSICAL VIII BARTOK & BEETHOVEN | DV/ | GRSO - CLASSICAL VIII BARTOK & BEETHOVEN | GRSO - CLASSICAL VIII BARTOK & BEETHOVEN | ST | |

| DATE | EVENT | ROOM | TIME | FUNCTION | EC | CONSTRUCTION |
|----------------|---|---|--|--|----|--------------|
| | WOMEN'S EXPO | EH,WH/ | 11A-8P | SHOW | MF | |
| SAT. MARCH 23 | MASSOC FOR THE ED OF YOUNG CHILDREN | GH/ WA,KR,BL,MR/ CH,WA,KR,BL,MR/ DV/ | 9A-3P 9A-4:30P 3P-7P | EXHIBITS WORKSHOPS MOVE OUT | MC | |
| | GRSO - CLASSICAL VIII BARTOK & BEETHOVEN | | 1P-4:30P 6:45P 7P-7:30P 8P-10:30P 10:30P | REHEARSAL OPEN TO UPBEAT UPBEAT PERFORMANCE MOVE OUT | ST | |
| | WOMEN'S EXPO | EH,WH/ | 10A-8P | SHOW | MF | |
| SUN. MARCH 24 | WOMEN'S EXPO | EH,WH/ | 10A-5P 5P-MID | SHOW MOVE OUT | MF | |
| | DIANA KRALL | DV/ | 9A-5P 7P 8P-10:30P 10:30P-12:30A | MOVE IN DOORS TO LOBBY PERFORMANCE MOVE OUT | ST | |
| | LAWS FAMILY TOUR | WA/ | 8A-5P 6PM 7PM-9:30PM 9:30PM-12:30AM | MOVE IN DOORS PERFORMANCE MOVE OUT | ST | |
| MON. MARCH 25 | BUDDY: THE BUDDY HOLLY STORY - BTG | DV/ | 1P-5P 6P-11P | HOUSE STRIP MOVE IN | ST | |
| TUES. MARCH 26 | BUDDY: THE BUDDY HOLLY STORY - BTG | DV/ | 8A-5P 7:30P-10P | MOVE-IN PERFORMANCE | ST | |
| | HOPE COLLEGE | BR/ | 5P-6P 6P-7:30P 7:30P-8P | MOVE IN BANQUET MOVE OUT | MC | |
| | STEVEN CURTIS CHAPMAN | WA/ | 10AM-5PM 6:30P 7:30P-10P 10P-1A | MOVE IN DOORS PERFORMANCE MOVE OUT | ST | |
| WED. MARCH 27 | BUDDY: THE BUDDY HOLLY STORY - BTG | DV/ | 7:30P-10P | PERFORMANCE | ST | |
| THUR. MARCH 28 | BUDDY: THE BUDDY HOLLY STORY - BTG | DV/ | 2P-4:30P 7:30P-10P | PERFORMANCE PERFORMANCE | ST | |
| FRI. MARCH 29 | BUDDY: THE BUDDY HOLLY STORY - BTG | DV/ | 8P-10:30P | PERFORMANCE | ST | |
| | I DIDN'T MEAN TO HURT YOU | WA/ | | MOVE IN DOORS PERFORMANCE MOVE OUT | ST | |
| SAT. MARCH 30 | BUDDY: THE BUDDY HOLLY STORY - BTG | DV/ | 2P-4:30P 8P-10:30P | PERFORMANCE PERFORMANCE | ST | |
| SUN. MARCH 31 | BUDDY: THE BUDDY HOLLY STORY - BTG | DV/ | 3P-5:30P 5:30P-9:30P | PERFORMANCE MOVE OUT | ST | |

GRAND RAPIDS COMPLEX

| ARENA | |
|----------|----------------------|
| MAR 2002 | |
| 01 - FRI | SPORTS [D] (3:00PM) |
| 02 - SAT | SPORTS [D] (11:58PM) |
| 03 - SUN | |
| 04 - MON | |
| 05 - TUE | |
| 06 - WED | |
| 07 - THU | + FAMILY S [C] |
| 08 - FRI | FAMILY S [C] |
| 09 - SAT | FAMILY S [C] |
| 10 - SUN | FAMILY S [C] |
| 11 - MON | - FAMILY S [C] |
| 12 - TUE | |
| 13 - WED | SPORTS [D] (11:58PM) |
| 14 - THU | CONCERT [C] |
| 15 - FRI | FAMILY S [C] |
| 16 - SAT | FAMILY S [C] |
| 17 - SUN | FAMILY S [C] |
| 18 - MON | |
| 19 - TUE | |
| 20 - WED | SPORTS [D] (11:58PM) |
| 21 - THU | |
| 22 - FRI | CONCERT [C] |
| 23 - SAT | SPORTS [D] (11:58PM) |
| 24 - SUN | |
| 25 - MON | |
| 26 - TUE | |
| 27 - WED | |
| 28 - THU | |
| 29 - FRI | FAMILY S [C] |
| 30 - SAT | SPORTS [D] (11:58PM) |
| 31 - SUN | RELIGIOUS [D] |
| APR 2002 | |
| 01 - MON | |
| 02 - TUE | CONCERT [D] |
| 03 - WED | CONCERT [C] |
| 04 - THU | |
| 05 - FRI | CONCERT [C] |
| | CONCERT [C] |
| 06 - SAT | SPORTS [D] (11:00PM) |
| | SPORTS [C] (11:00PM) |
| 07 - SUN | CONCERT [C] |
| 08 - MON | SPORTS [C] |
| 09 - TUE | SPORTS [C] |
| | SPORTS [C] |
| 10 - WED | SPORTS [C] |
| 11 - THU | SPORTS [C] |
| | SPORTS [C] |
| 12 - FRI | SPORTS [C] |
| | CONCERT [C] |
| | SPORTS [C] |
| 13 - SAT | SPORTS [C] |
| | CONCERT [C] |
| | SPORTS [C] |
| 14 - SUN | SPORTS [C] |
| 15 - MON | SPORTS [C] |