

Meeting of Board of Directors

Wednesday, February 25, 2004

7:30 a.m. – 9:30 a.m.

Kent County Board Room, 3rd Floor
Grand Rapids, Michigan 49503

A G E N D A

- I. Call to Order**
- II. Farewell Tribute to David Frey**
- III. Approval of January 28, 2004 Minutes** Action
- IV. Presentation – Air Service Update** Information
James Koslosky, Gerald R. Ford International Airport
- V. Committee Reports**
- a. Building Committee Information
 - b. Operations Committee Information
 - i. Parking Passes for DeVos Place® Parking Ramp Action
 - ii. CVB Update Information
 - c. Finance Committee Information
 - i. Approval of Disbursements Action
 - ii. Approval of SMG Financial Statements Action
 - iii. Approval of CAA Financial Statement Action
 - iv. Approval of FY 2004 Budget Amendment Action
 - v. Directors & Officers Liability Insurance Renewal Information
- VI. DeVos Place Construction Update – Erhardt/Hunt** Information
- VII. SMG Report** Information
 - i. Facilities Calendars
- VIII. Public Comment**
- IX. Next Meeting Date: March 24, 2004**
- X. Adjournment**



Van Andel Arena
130 Fulton West
Grand Rapids, MI 49503
616.742.6600
Fax 616.742.6197



Grand Center
245 Monroe Ave. NW
Grand Rapids, MI 49503
616.742.6600
Fax 616.742.6590



**MINUTES OF THE GRAND RAPIDS-KENT COUNTY
CONVENTION/ARENA AUTHORITY
BOARD OF DIRECTORS MEETING
Wednesday, January 28, 2004**

I. Call to Order

Chairman John Logie called the meeting to order at 7:35 a.m. Chairman Logie presided and Susan Waddell recorded in the absence of Birgit Klohs.

Attendance

Members Present: John Logie, Chairman
Lew Chamberlin
David Frey
Steve Heacock

Members Absent: Clif Charles
Birgit Klohs
Joseph Tomaselli

Staff/Others:	Matt Barnes	Erhardt/Hunt Joint Venture
	David Czurak	<i>Grand Rapids Business Journal</i>
	Jim Day	Kent County
	Joe Erhardt	Erhardt/Hunt Joint Venture
	George Helmstead	CVB
	Chris Knape	<i>The Grand Rapids Press</i>
	Chris Machuta	SMG
	Rich MacKeigan	SMG
	William Sewall	Erhardt/Hunt Joint Venture
	Dale Sommers	CAA Owner Representative
	Susan Waddell	CAA
	Richard Wendt	Dickinson Wright
	Robert White	Kent County
	Steven Wilson	CVB

II. Minutes of Prior Meeting

Motion: Mr. Frey, supported by Mr. Heacock, moved to approve the Minutes of the December 3, 2003, meeting of the Authority. Motion carried unanimously.

III. DeVos Place® Construction Update

Mr. Erhardt reported that significant design and planning continue for the riverwalk and DeVos Performance Hall interior projects. The DEQ has issued the necessary permit for riverwalk construction to begin this spring. Renovation of the DeVos Hall interiors begins in late May. The deep foundation contractor has completed the ballroom area mini-piles and continues drilling foundation work. Temporary wall bracing has been placed to begin backfilling and steel erection. Fabrication of steel is 90% complete. The construction manager expects the budget allowance for void filling to be exceeded. Mr. Sewall reported that the amount of grout required to fill significant cavern under the Grand Center would have filled a 2,000-sq. ft. ranch house from floor to ceiling. Steel has arrived for the first section of the skywalk. The subcontractors are working on restroom renovations and corridor finishes around the

DeVos Performance Hall perimeter. Mayor Logie would like the walkway completed before bad weather settles in next fall.

IV. Committee Reports

Building Committee

Mr. Frey reported that the work continues on finishes in the parking level, as well as punch list work. The punch list is 90% complete. Renovation is underway in the Grand Center kitchen area and lower level. Selective demolition is nearly complete in these zones and work primarily consists of M.E.P. rough in and reinforcement of the existing roof structure. On January 23, DeVos Place® opened 330 parking ramp spaces to the public.

Operations Committee

Mr. Chamberlin reported that DeVos Place® was extremely busy in December and that there were only five days with no events scheduled. Clients were extremely pleased with operations and at how efficiently the loading docks handled the heavy traffic. The Committee received preliminary information about the DeVos Place® public grand opening and will receive additional details next month.

Mr. Wilson reported that the attendance figures for the Midwest Woodworking Expo, the first tradeshow in DeVos Place®, topped previous shows by at least 25%. The show producer has already booked 2005 and 2007 and will fill the ballroom as well as the exhibit halls. The December 20 DeVos Place® public grand opening received significant press coverage both locally and nationally, especially in the trade magazines. The Michigan West Coast ad campaign proved to be successful beyond expectations. According to data compiled by Longwoods International, 291,000 travelers to West Michigan spent \$29 million in the region. The campaign produced a 41-to-1 return on investment, exceeding the 15-to-1 target almost threefold. The CVB is ready to contract with a marketing research firm to build a long-term sales plan. Mr. Heacock suggested that the study include a report card that compares the 1997 Deloitte Touche study projections to actual figures. Mr. Frey proposed that the CAA publish a report card of achievements.

Mr. Helmstead reported that 95 conventions have been booked over the next seven years, with 62 tentative bookings in the works. Twenty-seven conventions are booked for 2004 and will bring nearly 51,000 visitors who will spend almost \$10.5 million. The average attendance at each convention will be 1,885. The largest group coming in 2004 will be the Wesleyan Church Association with 6,000 delegates.

Finance Committee

Mr. Heacock presented the Finance Committee report.

- a. Approval of Disbursements and Payroll for the Period November 26 – December 26, 2003.

Motion: Mr. Heacock, supported by Mr. Frey, moved to approve payment of disbursements and payroll totaling \$6,449,791.32. Motion carried unanimously.

b. Approval of SMG Financial Statements for DeVos Place® and Van Andel Arena®

Motion: Mr. Heacock, supported by Mr. Frey, moved to approve the SMG Financial Statements for DeVos Place® and the Van Andel Arena® for the periods ended November 30 and December 31, 2003. Motion carried unanimously.

c. Approval of CAA Preliminary Financial Statements Prepared by Beene Garter LLP

Motion: Mr. Heacock, supported by Mr. Chamberlin, moved to approve the Grand Rapids – Kent County Convention/Arena Authority Financial Statements for the periods ended November 30 and December 31, 2003. Motion carried unanimously.

Mr. Heacock stated that the Committee is looking into compiling a consolidated statement more frequently than the annual audit. Beene Garter omitted the statement of net assets and is hesitant to put its name on a statement that is prepared on a cash basis.

Mr. Heacock reported that the Committee approved a distribution schedule of the funds remaining from the early opening of DeVos Place® to host the Woodworkers Expo. The accelerated construction schedule was to have cost \$275,000, but \$100,000 of that amount was allocated for overtime and was not needed. Tradeshow, Inc., producer of the event, will receive \$25,000 and the CVB will receive the remaining \$75,000. The CAA's \$20,000 contribution was rescinded, as it was not required.

V. Amendment No. 7 to Construction Manager Agreement

The Building Committee recommended approval of Amendment No. 7 to the Construction Manager Agreement, which provides for a guaranteed maximum price (GMP) for the balance of the DeVos Place® project. The GMP amends the previous GMP executed in June 2002 to include Phase 3 (Welsh Auditorium, Grand Center, and site work). The total GMP for Phase 3 is \$51,388,350, and the total construction GMP for the entire project is \$171,899,535. Attorney Richard Wendt reviewed the Agreement and concurred with the language.

Motion: Mr. Frey, supported by Mr. Heacock, moved to approve Amendment No. 7 to Agreement Between Owner and Construction Manager. Motion carried unanimously.

VI. DeVos Place® Parking Operation and Maintenance Agreement

Mr. Heacock presented a resolution to approve and authorize execution of parking operation and maintenance agreement related to DeVos Place®. Mr. Heacock stated the Committee expressed concern that, under the Agreement, the CAA would make available to the City and Kent County an unspecified number of spaces in the new ramp for the lease rate of \$40 per month, while the public will be charged \$125 per month. Since income from the ramp goes to the CAA, the Committee feared that revenues would not be maximized. However, the Committee approved the Agreement because its term is only 17 months and it will be revisited before expiration.

Motion: Mr. Heacock, supported by Mr. Frey, moved to approve the Resolution Approving and Authorizing Execution of Parking Operation and Maintenance Agreement Related to DeVos Place®.

Discussion followed. Mr. White stated that the City would maintain, for event attendees, at the Government Center Parking Ramp an equal number of spaces to those current monthly users moved from that ramp to the DeVos Place® ramp. Mr. White added that visibility of the new lot will be a challenge and most parkers would probably use the Government Center ramp by default. Mr. White

stated that the parking system and CAA would have a much better handle on operations after the contract expires in 17 months. Mr. Wendt stated that operation of the new ramp would be similar to that of the parking lot behind the Van Andel Arena®. The City's Parking System is required to submit a budget to the CAA and parking rates are subject to CAA approval. The City Commission approved the Agreement. Discussion concluded.

Motion carried unanimously.

VII. SMG Report

Facilities Calendar

Mr. MacKeigan reported that upcoming events at the Van Andel Arena® include Disney on Ice, Bare Naked Ladies, Bette Midler, Kid Rock, Rod Stewart, monster trucks, NCAA Hockey, and motocross. Upcoming events at DeVos Place® and DeVos Performance Hall include the Auto Show, Golf Show, Boat Show, Home & Garden Show, Hope College Musical Showcase, Jerry Seinfeld, Dennis DeYoung, Fantasy and Romance-Opera, and the Symphony.

VIII. Public Comments

None.

IX. Next Meeting Date

The next CAA Board meeting is Wednesday, February 25, 2004.

X. Adjournment

There being no other business, the meeting adjourned at 9:05 a.m.

Susan M. Waddell, Recording Secretary

Kent County Department of Aeronautics Gerald R. Ford International Airport

Air Service Development Program

Current Condition

- 12 airlines
- 140 daily departures/arrivals
- 14 nonstop major-market destinations
- Single connection service to thousands of destinations worldwide
- Bottom line: West Michigan is well served!

Air Service Development

- Goal: Passenger air service that will best serve West Michigan residents, businesses and visitors, and that is sustainable and can be supported by the West Michigan market
- Two-pronged approach
 - Retain/improve existing service
 - Attract complimentary new service

Two New Tools

- Passenger Air Service Incentive Program
 - Provides limited financial risk reduction
 - Temporary waiver of landing and apron fees
- Cooperative Marketing Support Program
 - Assists in generating awareness/demand
 - Reimbursement of 50% of advertising expenses

Discussions With Airlines

- Incumbent carriers
 - Such as American, United, US Airways
- New airlines
 - Such as AirTran, America West, Frontier, Independence Air, JetBlue, SkyWest, Southwest
- Air service development is not about overnight success, but instead is about long-term relationship building

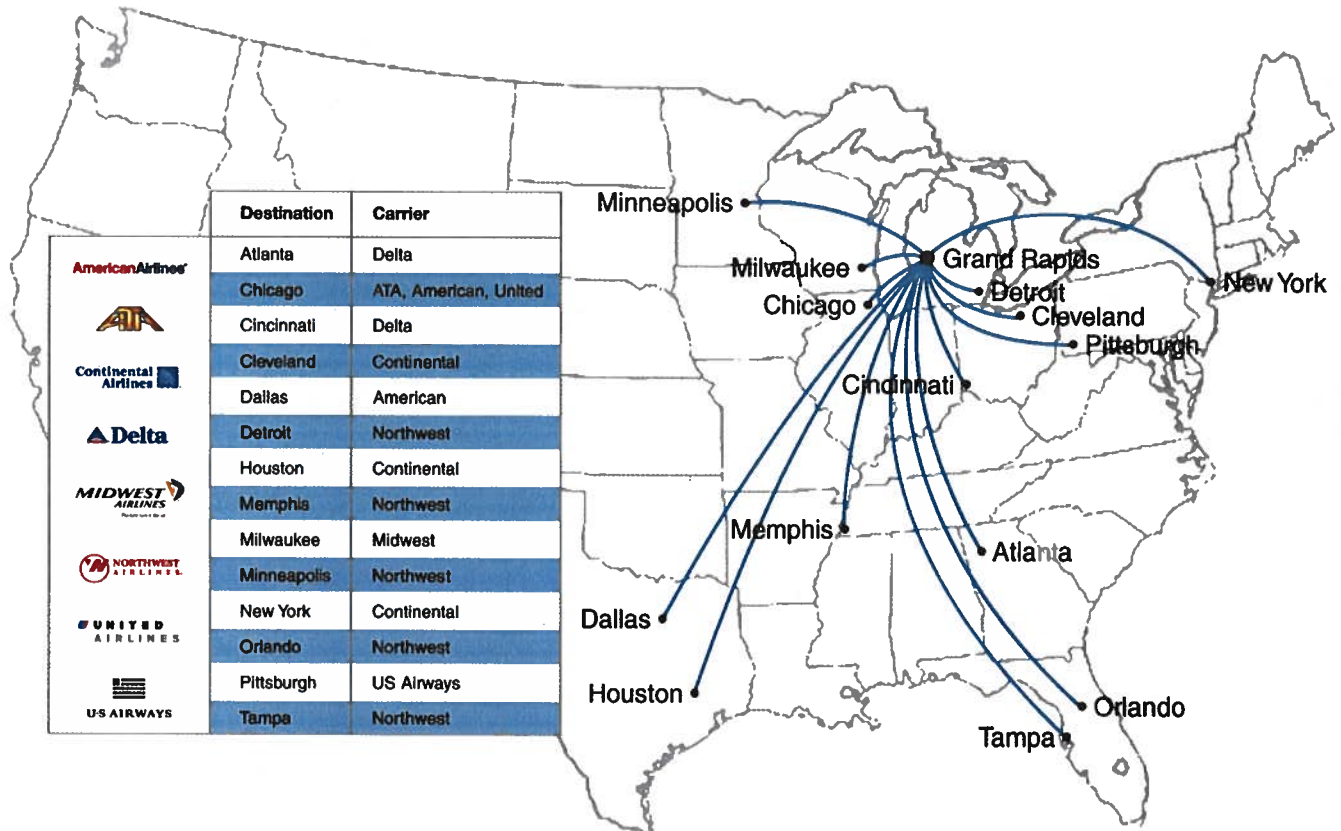
Our Marketing Partners

- Air service consultant (Seabury APG)
- The Right Place, Inc.
- Grand Rapids/Kent County Convention & Visitors Bureau
- Grand Rapids Area Chamber of Commerce
- Local travel agent community
- Local business community

Gerald R. Ford International Airport

Nonstop Destinations

(as of 2/25/04)



Gerald R. Ford International Airport

Airline	Nonstop Destination	M-F Departures as of 9/10/01	M-F Departures as of 2/25/04
ATA Connection	Chicago Midway	6	7
Air Canada	Toronto, Ontario	4	0
AmericanConnection	St. Louis	4	0
American Eagle	Chicago O'Hare	8	7
	Dallas	3	2
Continental Express	Cleveland	5	3
	Houston	0	2
	New York LaGuardia	2	0
	New York - Newark	0	2
Delta/Delta Connection	Atlanta	3	5
	Cincinnati	7	7
Midwest Connect	Columbus	2	0
	Milwaukee	8	7
	Wash., D.C. National	2	0
Northwest/Northwest Airlink	Detroit	9	8
	Minneapolis	5	5
	Memphis	2	1
	Orlando	0	1
	Tampa	0	1
United/United Express	Chicago O'Hare	8	7
US Airways Express	Pittsburgh	4	4
	Indianapolis	2	0
Total Daily Departures		84	69
% of pre-9/11/01			82%

**Building Committee Report
To
Grand Rapids – Kent County Convention/Arena Authority**

February 25, 2004

GRAND GALLERY & EXHIBIT HALL

Erhardt/Hunt, a Joint Venture completed the turn-over of approximately 330 parking spaces beneath the exhibit hall floor. City parking operations began there on January 23, 2004.

The punch list is approximately 98% complete, primary items are exterior and are awaiting suitable weather.

Contract settlement negotiations continue for final change orders and contract close-out with several Phase 2 subcontractors.

PHASE 3

Nicholson Contracting, the deep foundation subcontractor, has completed their foundation work. The concrete subcontractors, Erhardt Construction and Grand River Construction have continued their concrete forming and placing. Temporary wall bracing has been placed to begin backfilling and steel erection. Installation of the below slab underdrain system is in process as well. Van Dellen Steel, along with their erector, Ace, has set structural steel in five of eight sequences. Detailing and decking work is in process in sequence three and four.

Renovation work continues in the Grand Center in the kitchen area and lower level. Selective demolition is complete in these zones. The work primarily consists of M.E.P. rough-in. Reinforcement of the existing roof structure has been completed. C.M.U. walls are also beginning in this area.

The exterior east wall of the Grand Center is beginning to receive its cosmetic improvements. New window openings are being cut, and surface demolition is in process.

Area M (DeVos Hall perimeter) renovation currently consists of drywall hanging and finishing in the public restroom areas of the north hall ways, both meeting and skyway levels. The meeting level will be opened for use next month.


GENERAL NOTES

Other tasks focused on planning DeVos Hall renovation and River Walk construction, both of which will happen this summer. Design documents are expected for these new items next month.



**Van Andel Arena® /
DeVos Place**

Memorandum

To: CAA Operations Committee 
From: Richard MacKeigan, General Manager – SMG/Van Andel Arena & DeVos Place
Date: February 13, 2004
Re: **PARKING PASSES**

I am requesting your approval to allow SMG to purchase no more than (30) parking passes for the DeVos Place Parking Ramp at the City and County preferred rate. These passes would be used for SMG staff as well as operation vehicles.

If approved, the venue would realize a net savings to the facility's operation, due to the fact that we are currently paying full fare for spots in city owned lots elsewhere. The parking garage under DeVos Place has now been open for a few weeks. We have been able to assess some usage patterns and have seen the lot being underutilized to date. If approved, I anticipate no negative impact to a client's use of the parking garage. Should these spots be necessary for an event, SMG would work with Parking Services to find alternative parking for our staff in order to maximize revenues.

I am available for questions in advance of the meeting and at the meeting as well.



DEVOS PLACE

MEMORANDUM

CITY OF GRAND RAPIDS

DATE: February 17, 2004

TO: Steve Heacock
Grand Rapids - Kent County Convention / Arena Authority
Finance Committee Chair

FROM: Jana M. Wallace *JMW*
Assistant to the City Manager

SUBJECT: Monthly Disbursements Report

Attached for your review are the lists of invoices processed for payment during the most recent period. Expenditures for the period are summarized below.

Dates checks were issued	Operating Fund	Construction Fund
January 14, 2004	\$ 146,256.32	\$ 4,017,047.03
January 28, 2004	50,616.37	120,058.43
February 13, 2004	335,561.08	4,988,739.58
Payroll date – 01/23/2004	2,686.07	--
Payroll date – 02/06/2004	2,481.83	--
Disbursements from C/AA Funds	\$ 537,601.67	\$9,125,845.04

Disbursements from the Authority's retainage account were \$971,470.

Total disbursements for the Grand Rapids - Kent County Convention / Arena Authority during the period January 14 through February 13, 2004, were \$10,634,916.71.

Please call me at 456-4514 if you need additional information.

Attachments

GRAND RAPIDS - KENT COUNTY CONVENTION / ARENA AUTHORITY

List of Invoices Processed for Payment on January 14, 2004, as Authorized by the Current Bookkeeping Policy

	Payee	Amount	Invoice Date	Description of materials acquired / services received
R	Erhardt - Hunt: A Joint Venture	\$ 482,615.00	12/31/2003	Draw on retainage account per agreement-Draw #7
	Invoices Submitted by Project Manager			
C	Erhardt - Hunt: A Joint Venture	\$3,651,635.00	12/31/2003	Progress pmt # 37: Construction - general / masonry / electrical
C	GR-KC C/AA Retainage Account	138,634.00	12/31/2003	Retainage for progress payment # 37
C	Jerry G Fellingner, Fire/Secur Sys	1,100.00	01/02/2004	Security system design and review -- December 2003
C	J P Gray Consulting Inc	7,837.50	01/05/2004	Project management services - December 2003
C	Kendall Electric Inc	180,063.20	12/31/2003	Various electrical components for DeVos Place
C	King & MacGregor Environmental, Inc.	589.49	12/19/2003	Professional services - November 2003
C	Midstate Security	7,482.01	12/29/2003	Multiple security systems for Convention Center - payment # 12
C	Pacelogic	9,235.00	12/16/2003	Intellitrack software and hardware for DeVos Place
C	Ottawa County Landfill	2,790.83	12/31/2003	Contaminated soil dumping - December 15-23, 2003
C	Sommers, Dale H	13,680.00	11/30/2003	Project management services - December 2003
		<u>\$4,013,047.03</u>		Sub-Total - Invoices Submitted by Project Manager
	Invoices Submitted by City Fiscal Services			
O	Beene Garter LLP	1,132.00	12/22/2003	Bookkeeping services for period ended December 19, 2003
O	Consumers Energy	1,213.11	12/26/2003	Electrical services for Skywalk - December 2003
O	DTE Energy	11,964.74	12/18/2003	Natural gas services for DeVos Place - Nov 20 - Dec 18, 2003
O	Dickinson Wright PLLC	644.00	12/18/2003	Legal services re concession agreement Volume Services-Nov 2003
O	Dickinson Wright PLLC	1,680.00	12/18/2003	Legal services re concession agreement Amway Hotel Corp-Nov 2003
O	Dickinson Wright PLLC	243.00	12/18/2003	Legal services re Rampage season change - November 2003
O	Dickinson Wright PLLC	1,016.00	12/18/2003	Legal services re DeVos Place parking operations - November 2003
O	Dickinson Wright PLLC	547.00	12/18/2003	Legal services re general matters - November 2003
C	GR-KC C/AA Operating Account	4,000.00	12/31/2003	Trif to Operating Fund for State funds trfkd erroneously
O	Grand Rapids City Treasurer	1,827.84	12/23/2003	Water and sewer services for Grand Center - Nov 18 - Dec 18, 2003
O	Grand Rapids City Treasurer	2,024.69	12/31/2003	Water and sewer services for Arena - December 2003
O	Grand Rapids City Treasurer	82.85	12/23/2003	Fire protection water line for DeVos Place - Nov - March 2003
O	Grand Rapids City Treasurer	5,231.26	12/23/2003	Water and sewer services for DeVos Place - Nov 19-Dec 18, 2003
O	ICMA Retirement Corporation - 401A	246.00	12/26/2003	Admin mgr's 401A - employer/employee contribs for 12/26/03 payroll
O	ICMA Retirement Corporation - 401A	246.00	01/09/2004	Admin mgr's 401A - employer/employee contribs for 01/09/04 payroll
O	ICMA Retirement Corporation - 457	160.00	12/26/2003	Admin manager's 457 - employee contrib for 12/26/03 payroll
O	ICMA Retirement Corporation - 457	160.00	01/09/2004	Admin manager's 457 - employee contrib for 01/09/04 payroll
O	Kent County Dept of Public Works	58,856.36	12/31/2003	DeVos Place steam services - December 2003
O	Kent County Dept of Public Works	33,576.50	12/31/2003	Arena steam services - December 2003
O	Kent County Dept of Public Works	22,407.11	12/31/2003	Grand Center steam services - December 2003
O	Kent County Dept of Public Works	2,715.58	12/31/2003	Skywalk steam services - December 2003
O	University Club	282.28	12/15/2003	Holiday reception / meeting on December 10, 2003 - 1/2 of cost
		<u>\$ 150,256.32</u>		Sub-Total - Invoices Submitted by City Fiscal Services
		<u>\$ 482,615.00</u>		Total Invoices Submitted for Payment from Retainage Account
		<u>\$4,017,047.03</u>		Total Invoices Submitted for Payment from Construction Account
		<u>\$ 146,256.32</u>		Total Invoices Submitted for Payment from Operating Account
		<u>\$4,645,918.35</u>		Total Invoices Processed for Payment

C = Convention Center construction related expenses
O = Non-construction / operating expenses
R = Retainage funds for which the Authority serves as fiduciary

GRAND RAPIDS - KENT COUNTY CONVENTION / ARENA AUTHORITY

List of Invoices Processed for Payment on January 28, 2004, as Authorized by the Current Bookkeeping Policy

	Payee	Amount	Invoice Date	Description of materials acquired / services received
Invoices Submitted by Project Manager				
C	Materials Testing Consultants Inc	\$ 27,777.85	01/09/2004	Construction phase services - December 2003
C	Nextel Communications	128.32	01/11/2004	Owner's representatives cellular phone charges as of 01/06/2004
C	Progressive AE	70,430.07	01/12/2004	Grand Center - Expansion - December 2003
C	Progressive AE	83.92	01/06/2004	De Vos Hall interior art / accessories - December 2003
C	Progressive AE	6,681.69	01/06/2004	DeVos Hall interiors -December 2003
C	Progressive AE	14,400.00	01/06/2004	On-site architect's representative - December 2003
C	Progressive AE	556.58	01/06/2004	Owner requested changes - December 2003
		<u>\$ 120,058.43</u>		Sub-Total - Invoices Submitted by Project Manager
Invoices Submitted by City Fiscal Services				
O	Beene Garter LLP	\$ 1,021.00	01/19/2004	Bookkeeping services for period ended January 16, 2004
O	Consumers Energy	18,111.82	01/09/2004	Electrical services for Grand Center - December 2003
O	Consumers Energy	30,599.47	12/29/2003	Electrical services for Arena - December 2003
O	Grand Rapids City Treasurer	55.46	01/13/2004	Water and sewer services for Skywalk -Sept 2003 - January 2004
O	Grand Rapids City Treasurer	29.92	01/13/2004	Fire protection water line for Skywalk - January - March 2004
O	Grand Rapids City Treasurer	107.70	01/13/2004	Fire protection water line for Arena - January - March 2004
O	ICMA Retirement Corporation - 401A	246.00	01/23/2004	Admin mgr's 401A - employer/employee contribs for 01/23/04 payroll
O	ICMA Retirement Corporation - 457	160.00	01/23/2004	Admin manager's 457 - employee contrib for 01/23/04 payroll
O	The Employers' Association	285.00	01/14/2004	Membership dues - annual dues for 2004
		<u>\$ 50,616.37</u>		Sub-Total - Invoices Submitted by City Fiscal Services
		<u>\$ 120,058.43</u>		Total Invoices Submitted for Payment from Constrction Account
		<u>\$ 50,616.37</u>		Total Invoices Submitted for Payment from Operating Account
		<u>\$ 170,674.80</u>		Total Invoices Processed for Payment

caaainvstopay04.xls tic 01232004

C = Construction related expenses
O = Operating / non-construction expenses

GRAND RAPIDS - KENT COUNTY CONVENTION / ARENA AUTHORITY

List of Invoices Processed for Payment on February 13, 2004, as Authorized by the Current Bookkeeping Policy

	Payee	Amount	Invoice		Description of materials acquired / services received
			Date		
R	Erhardt - Hunt: A Joint Venture	\$ 488,855.00	01/31/2004		Draw on retainage account per agreement-Draw #8
	Invoices Submitted by Project Manager				
C	Alta Lift Truck Services	\$ 14,484.00	01/06/2004		Lift Truck Model E-360A for DeVos Place
C	Alto US - American-Lincoln	25,261.35	10/31/2003		Sweeper and Vacuum parts for DeVos Place
C	Alto US - American-Lincoln	19,816.58	10/31/2003		Two Rider Sweepers Model 114RS
C	Blewater Technologies Group, Inc	27,483.83	12/31/2003		39 Lecturns for DeVos Place
C	Century FloorSpace - by DuPont	2,438.60	12/31/2003		Carpet for DeVos Place
C	Custer Office Environments	1,771.00	12/02/2003		Steelecase office chairs and file cabinets
C	Custer Office Environments	2,731.00	12/08/2003		Schwab safe with combination lock and adjustable shelf
C	Erhardt - Hunt: A Joint Venture	4,351,469.00	01/31/2004		Progress pmt # 38: Construction - general / masonry / electrical
C	GR-KC C/AA Retainage Account	77,388.00	01/31/2004		Retainage for progress payment # 38
C	Georgia Expo Inc	12,237.50	12/30/2003		Burgundy premier skirting, clips and hangers
C	Geotech Inc	14,736.00	01/12/2003		Engineering services - Parking ramp May 2003 - January 2, 2004
C	Global Computer Supplies	1,113.40	12/03/2003		Microsoft Access for 5 computers
C	Global Computer Supplies	2,640.33	12/02/2003		Adobe Photoshop CS for 4 computers
C	Global Computer Supplies	537.49	11/25/2003		HP color deskjet printer
C	J P Gray Consulting Inc	5,035.00	02/04/2004		Project management services - January 2004
C	Midstate Security	8,394.81	01/22/2004		Multiple security systems for Convention Center - payment # 13
C	Minuteman Internations Inc	11,478.00	11/20/2003		Portable and other Vaccums for DeVos Place
C	Magnuson Group	13,405.00	12/03/2003		Coat Racks for the Convention Center
C	Nye Uniform	10,039.75	12/24/2003		Uniforms, shirts, pants, jackets for Maintenance and Operations
C	Pro Line Painters LLC	522.00	01/24/2004		Layout and paint parking lines and handicap symbols
C	Sico America Inc	22,791.00	11/10/2003		Temporary dance floors for Convention Center
C	Sommers, Dale H	12,560.00	01/31/2004		Project management services - January 2004
C	Stageright Corp	157,468.00	11/18/2003		Portable stages and stairs
C	Tele-Rad Inc	33,739.31	12/31/2003		Complete walkie talkie radio system
C	Tennant Sales and Service Co.	2,180.04	11/05/2003		Wet Vac floor model for Convention Center
C	Tennant Sales and Service Co.	10,578.20	11/11/2003		Floor Extractor for Convention Center
C	Tennant Sales and Service Co.	107.78	11/06/2003		Accessories for Vaccums
C	Tomsed Corporation	19,863.00	11/12/2003		Ticket box turnstile, resettable counter,platform,railing
C	Tomsed Corporation	1,901.00	11/10/2003		Handicap gate, one way swing, mechanical right-hand
C	Virco Inc.	58,293.00	10/28/2003		Tables for DeVos Place
C	Winners Inc	1,275.61	12/15/2003		Embroidery services - DeVos Place logos
		\$ 4,923,739.58			Sub-Total - Invoices Submitted by Project Manager

Invoices Submitted by City Fiscal Services

O	Consumers Energy	\$	1,379.75	01/27/2004	Electrical services for Skywalk - January 2004
O	Consumers Energy		31,416.80	01/28/2004	Electrical services for Arena - January 2004
O	Consumers Energy		59,934.29	01/09/2004	Electrical services for DeVos Place - Nov - Dec 2003
O	DTE Energy		20,613.08	01/22/2004	Natural gas services for DeVos Place - Dec 18 - Jan 22, 2004
O	Grand Rapids City Treasurer		1,812.79	01/22/2004	Water and sewer services for Grand Center - Dec 18 - Jan 20, 2004
O	Grand Rapids City Treasurer		2,527.15	01/29/2004	Water and sewer services for Arena - January 2004
O	Grand Rapids City Treasurer		24.46	01/22/2004	Fire protection water line for DeVos Place - March - April 2004
O	Grand Rapids City Treasurer - D.I.D.		6,139.87	01/22/2004	Water and sewer services for DeVos Place - Dec 18 - Jan 20, 2004
O	Grand Rapids City Treasurer - Fiscal Services		37,915.05	01/28/2004	Annual downtown maintenance assessment for FY2004
O	Grand Rapids City Treasurer - Fiscal Services		6,786.85	01/29/2004	Reimbursement to City for hours worked on behalf of the CAA
C	GR/KC Convention & Visitors Bureau		65,000.00	01/15/2004	Refunding contribution for accelerated opening per agreement
O	ICMA Retirement Corporation - 401A		246.00	02/06/2004	Admin mgr's 401A - employer/employee contribs for 02/06/04 payroll
O	ICMA Retirement Corporation - 457		250.00	02/06/2004	Admin manager's 457 - employee contrib for 02/06/04 payroll
O	Kent County Dept of Public Works		68,327.28	01/31/2004	DeVos Place steam services - January 2004
O	Kent County Dept of Public Works		54,821.97	01/31/2004	Arena steam services - January 2004
O	Kent County Dept of Public Works		38,656.65	01/31/2004	Grand Center steam services - January 2004
O	Kent County Dept of Public Works		4,653.65	01/31/2004	Skywalk steam services - January 2004
O	Office Depot		15.26	01/31/2004	Planner for Administration Manager
O	Office Depot		12.50	12/30/2003	Address Labels
O	Rapid Hot Coffee Service		27.68	01/28/2004	Beverages / snacks for January 28, 2004 meeting
			\$ 400,561.08		Sub-Total - Invoices Submitted by City Fiscal Services
			\$ 488,855.00		Total Invoices Submitted for Payment from Retainage Account
			\$ 4,988,739.58		Total Invoices Submitted for Payment from Construction Account
			\$ 335,561.08		Total Invoices Submitted for Payment from Operating Account
			\$ 5,813,155.66		Total Invoices Processed for Payment

C = Convention Center construction related expenses

O = Non-construction / operating expenses

R = Retainage funds for which the Authority serves as fiduciary

~~DEVOS PLACE~~

DE VOS PLACE

FINANCIAL STATEMENT FOR THE PERIOD ENDED JANUARY 31, 2004

Distribution:

Grand Rapids – Kent County Convention / Arena Authority

Robert White

Glen Mon

Bob Johnson

Gary McAneney

John Szudzik

Richard MacKeigan

Chris Machuta



An SMG Managed Facility

DE VOS PLACE
ROLLING FORECAST
FISCAL YEAR ENDING JUNE 30, 2004

	YTD Actual	Roll	TOTAL FYE	BUDGET FYE	VARIANCE
NO. EVENTS	166	179	345	292	53
ATTENDANCE	207,640	353,047	560,687	557,075	3,612
DIRECT EVENT REVENUE	574,262	926,828	1,501,090	1,406,774	94,316
ANCILLARY REVENUE	321,899	442,378	764,277	792,184	(27,907)
TOTAL EVENT REVENUE	896,161	1,369,206	2,265,367	2,198,958	66,409
TOTAL OTHER REVENUE	70,135	86,053	156,188	182,000	(25,812)
TOTAL OPERATING REVENUE	966,296	1,455,259	2,421,555	2,380,958	40,597
INDIRECT EXPENSES					
EXECUTIVE	82,136	40,362	122,498	112,208	(10,290)
FINANCE	95,978	87,099	183,077	198,711	15,634
MARKETING	30,424	41,889	72,313	76,439	4,126
OPERATIONS	322,787	484,070	806,857	799,347	(7,510)
EVENT SERVICES	294,003	476,525	770,528	748,260	(22,268)
BOX OFFICE	44,364	34,480	78,844	81,644	2,800
SALES	87,696	53,342	141,038	133,188	(7,850)
OVERHEAD	891,827	967,082	1,858,909	1,829,584	(29,325)
TOTAL OPERATING EXP.	1,849,215	2,184,849	4,034,064	3,979,385	(54,683)
NET REVENUE ABOVE EXPENSES	(882,919)	(729,590)	(1,612,509)	(1,598,427)	(14,086)
CAPITAL					-
NET OPERATING REVENUE OVER OPERATING EXPENSES	(882,919)	(729,590)	(1,612,509)	(1,598,427)	(14,086)

Comments:

January performed better than anticipated as DeVos begins its public show season. Revenue from the General RV Show was higher than anticipated, however, was offset some by the higher than anticipated utility expense. The balance of the fiscal year has the potential to come in higher than the revised forecasts, however, a conservative approach has been taken as we continue to track utility expenses.


General Manager


Finance Director

**DE VOS PLACE
FINANCIAL STATEMENT HIGHLIGHTS
FOR MONTH ENDED JANUARY 31, 2004**

The following schedule summarizes operating results for the current month ending and the YTD ending June 30, 2004, compared to budget and to the prior year:

MONTH	January Actual	January Budget	January FY 2003
Number of Events	41	35	33
Attendance	62,978	58,405	37,619
Direct Event Income	\$183,989	\$148,041	\$107,201
Ancillary Income	71,029	46,807	25,981
Other Income	16,405	15,166	4,609
Indirect Expenses	(434,677)	(424,200)	(177,861)
Net Income	(\$163,254)	(\$214,186)	(\$40,071)

YTD	YTD 2004 Actual	YTD 2004 Budget	YTD 2003 Prior Year
Number of Events	166	152	204
Attendance	207,640	244,665	185,710
Direct Event Income	\$574,262	\$583,001	\$721,855
Ancillary Income	321,899	376,774	224,348
Other Income	70,135	106,162	57,001
Indirect Expenses	(1,849,215)	(2,106,091)	(1,258,307)
Net Income	(\$882,919)	(\$1,040,154)	(\$255,102)

Less Capital

Net Income after Capital	(\$882,919)	(\$1,040,154)	(\$255,102)
--------------------------	-------------	---------------	-------------

EVENT INCOME

Event income came in higher than anticipated due to the General RV show using more of the facility than anticipated, and the Theater hosting 3 sold out performances of Dora the Explorer when only one miscellaneous Theater event had been budgeted.

ANCILLARY INCOME

Ancillary income came in stronger than budget due to higher than anticipated revenue from electrical hookups. This is both from a higher than expected gross revenue, as well as, lower than expected labor expenses associated with providing this service.

INDIRECT EXPENSES

Indirect expenses came in higher than anticipated. The overage continues to be in utilities. We have continued to monitor usage, and are making changes in our operational procedures in hopes of curtailing this expense item.

DE VOS PLACE
FACILITY STATEMENT OF INCOME
PERIOD ENDING 01/31/04

	CURRENT			YTD		
	ACTUAL	BUDGET	LAST YEAR	ACTUAL	BUDGET	LAST YEAR
EVENT INCOME						
DIRECT EVENT INCOME						
RENTAL INCOME	188,718	133,145	106,613	548,941	530,496	708,197
SERVICES INCOME	<4,729>	14,896	588	25,321	52,505	13,657
TOTAL DIRECT EVENT INCOME	183,989	148,041	107,201	574,262	583,001	721,855
ANCILLARY INCOME						
FOOD & BEVERAGE	21,469	21,874	6,715	88,664	95,498	83,401
NOVELTY	4,169	1,250	992	10,953	6,750	10,731
TELECOMMUNICATIONS	0	0	0	0	0	1,747
ELECTRICAL	19,141	4,556	1,294	91,282	98,556	7,291
OTHER ANCILLARY	26,250	19,127	16,980	130,999	175,970	121,177
TOTAL ANCILLARY INCOME	71,029	46,807	25,981	321,899	376,774	224,348
TOTAL EVENT INCOME	255,018	194,848	133,182	896,161	959,775	946,203
OTHER OPERATING INCOME	16,405	15,166	4,609	70,135	106,162	57,001
ADJUSTED GROSS INCOME	271,423	210,014	137,791	966,296	1,065,937	1,003,205
INDIRECT EXPENSES						
EXECUTIVE	15,108	9,352	6,366	82,136	65,464	52,499
FINANCE	14,259	16,559	13,105	95,978	115,913	91,150
MARKETING	5,135	6,370	1,954	30,424	44,590	20,571
OPERATIONS	66,771	66,667	23,768	322,787	450,029	224,855
EVENT MANAGEMENT	50,426	68,856	22,660	294,003	400,992	255,606
BOX OFFICE	8,177	6,802	6,675	44,364	47,614	43,629
SALES	5,868	11,100	0	87,696	77,700	0
OVERHEAD	268,932	238,494	103,333	891,827	903,789	569,998
INDIRECT EXPENSES	434,677	424,200	177,861	1,849,215	2,106,091	1,258,307
NET OPERATING INCOME	<163,254>	<214,186>	<40,071>	<882,919>	<1,040,154>	<255,102>
OTHER EXPENSES						
NET INCOME (LOSS)	<163,254>	<214,186>	<40,071>	<882,919>	<1,040,154>	<255,102>

DE VOS PLACE
STATEMENT OF SERVICES INCOME
PERIOD ENDING 01/31/04

	CURRENT			YEAR TO DATE		
	ACTUAL	BUDGET	LAST YEAR	ACTUAL	BUDGET	LAST YEAR
Advertising Billed	14,561	0	0	31,392	0	11,356
Changeover Setup Billed	1,686	0	0	2,316	0	0
Stagehands Billed	105,764	69,700	103,939	452,299	396,350	402,843
Security Billed	8,709	9,430	7,888	29,104	48,185	32,909
Ushers & Tix Takers Billed	15,023	15,450	15,698	63,699	77,175	71,457
Box Office Billed	2,200	2,000	1,900	9,300	10,600	10,650
Ticketing Service Billed	19,852	15,950	9,817	78,403	82,851	63,054
Utilities Billed	525	0	300	825	0	300
City Police Fire Billed	1,260	0	1,969	9,024	2,850	7,634
Traffic Control Billed	1,082	1,500	238	2,979	6,545	1,515
EMT Medical Billed	3,875	2,122	2,424	11,903	11,691	10,503
Cleaning Billed	769	0	0	932	0	324
Insurance Billed	61	0	0	847	0	1,331
Telephone Billed	2,010	1,625	1,480	8,610	6,050	9,161
Damages Billed	2,376	0	0	2,376	0	0
Other Production Billed	2,327	0	5,901	15,010	0	19,935
TOTAL SERVICE INCOME	182,080	117,777	151,553	719,020	642,297	642,972
Advertising Expense	12,981	0	0	29,813	0	11,375
Contracted Changeover Setup Expense	1,274	0	0	1,274	0	0
Allocated Changeover & Setup Expense	557	0	0	557	0	0
Stagehand Wages	101,868	67,609	101,509	435,836	384,461	387,720
Security Wages	0	9,430	0	0	48,185	0
Contracted Security Expense	7,830	0	7,888	28,095	0	32,915
Ushers & T/T Wages	10,516	10,815	10,989	44,098	54,023	50,020
Ticket Sellers Wages	1,810	1,325	1,108	5,240	7,455	8,291
Ticket Service Charge Expense	6,827	4,280	4,161	31,814	30,652	23,894
City Police Fire Expense	1,260	0	1,969	9,024	1,600	7,341
Traffic Control Expense	2,727	1,750	1,448	7,234	13,570	8,250
EMT Medical Expense	2,249	2,072	1,654	9,152	11,491	7,874
Production Materials	0	0	0	492	0	0
Cleaning Wages	0	5,600	14,237	14,146	38,355	70,610
Contracted Cleaning Expense	31,276	0	0	52,472	0	0
Contracted Exhibit Expense	0	0	0	3,000	0	0
Insurance Expense	275	0	0	949	0	1,038
Allocated Telephone Expense	503	0	370	2,153	0	1,068
Damage Expense	2,519	0	0	2,519	0	0
Production Expense	2,339	0	5,633	15,833	0	18,919
TOTAL SERVICE EXPENSE	186,809	102,881	150,965	693,699	589,792	629,314
NET SERVICE INCOME	<4,729>	14,896	588	25,321	52,505	13,657

DE VOS PLACE
STATEMENT OF FINANCIAL POSITION
PERIOD ENDING 01/31/04

ASSETS

CURRENT ASSETS

CASH	2,827,477
ACCOUNTS RECEIVABLE	499,372
PREPAID EXPENSES	112,164

TOTAL CURRENT ASSETS	3,439,013

FIXED ASSETS

TOTAL ASSETS	3,439,013
	=====

LIABILITIES & EQUITY

CURRENT LIABILITIES

ACCOUNTS PAYABLE	1,313,310
ACCRUED EXPENSES	123,128
ADVANCED TIX SALES & DEPOSITS	986,727

TOTAL CURRENT LIABILITIES	2,423,165

EQUITY

FUNDING RECEIVED	570,405
RETAINED EARNINGS	1,328,362
NET INCOME (LOSS)	<882,919>

TOTAL EQUITY	1,015,848

TOTAL LIABILITIES & EQUITY	3,439,013
	=====

DE VOS PLACE
INDIRECT EXPENSE SUMMARY
PERIOD ENDING 01/31/04

	CURRENT			YTD		
	ACTUAL	BUDGET	LAST YEAR	ACTUAL	BUDGET	LAST YEAR
Salaries Administration	49,710	81,937	44,340	387,664	573,559	325,336
Part-Time	15,017	11,295	9,195	63,817	79,065	79,343
Wages-Trade	116,936	94,699	108,954	590,547	662,893	522,427
Auto Allowance	1,971	0	1,521	13,796	0	10,646
Auto Expense	150	2,271	0	1,050	15,897	0
Taxes & Benefits	49,211	48,252	37,962	246,219	337,764	199,667
Less: Allocation/Reimbursement	<130,464>	<115,718>	<141,268>	<610,479>	<810,026>	<612,294>
TOTAL LABOR COSTS	102,531	122,736	60,704	692,614	859,152	525,125
Contracted Security	17,759	18,000	5,778	78,560	45,000	38,702
Other Contracted Services	155	183	186	774	1,281	1,346
Travel & Entertainment	1,420	1,209	309	8,008	8,463	3,489
Corporate Travel	0	833	0	2,092	5,831	651
Meetings & Conventions	0	2,000	0	6,376	14,000	3,095
Dues & Subscriptions	2,150	42	0	4,498	294	1,379
Employee Training	0	833	286	0	5,831	430
Computer Expense	4,465	5,417	3,030	24,701	37,919	24,605
Professional Fees	7,675	2,625	1,650	36,100	18,375	15,666
Marketing & Advertising	3,281	2,967	346	36,562	20,769	4,317
Box Office Expenses	336	0	89	366	0	136
Small Equipment	1,482	0	0	1,482	0	2,498
Trash Removal	0	3,360	1,831	5,401	14,080	6,799
Equipment Rental	1,048	500	130	5,621	3,500	1,061
Landscaping	0	0	0	0	0	<69>
Snow Removal	481	0	0	481	0	0
Exterminating	0	1,800	0	1,125	5,400	2,550
Construction Costs	168	3,200	0	21,748	22,400	2,511
Repairs & Maintenance	5,753	12,084	3,255	23,490	84,588	42,098
Supplies	24,055	14,667	0	62,383	102,669	42,051
Bank Service Charges	1,082	750	680	5,303	5,250	5,332
Insurance	13,622	18,010	13,075	67,503	126,070	58,508
Licenses & Fees	1,030	0	0	1,030	0	0
Printing & Stationary	64	625	0	1,910	4,375	0
Office Supplies	2,226	625	0	6,616	4,375	2,953
Postage	246	417	222	1,152	2,919	453
Parking Expense	2,704	2,000	1,321	14,763	14,000	10,440
Telephone Long Distance	13,811	4,375	177	55,686	30,625	17,485
Utilities	208,283	185,417	66,207	549,543	532,250	313,654
Base Fee	19,354	19,525	18,956	135,480	136,675	132,693
Less: Allocated/Reimbursement	<503>	0	<370>	<2,153>	0	<1,650>
TOTAL MATERIAL AND SERVICES	332,146	301,464	117,157	1,156,601	1,246,939	733,182
TOTAL INDIRECT EXPENSES	434,677	424,200	177,861	1,849,215	2,106,091	1,258,307

SMG - Van Andel Arena & DeVos Place
Grand Rapids - Kent County Convention/Arena Authority
Capital Expenditures & Management Fee Summary
Fiscal Year Ending June 30, 2004

CAPITAL IMPROVEMENTS

	Budget	Expended	Balance	Project Status
Arena				
Security System Upgrades	30,000		30,000	Open
Phone System Upgrades	15,000		15,000	Open
Ice Deck Cover	100,000	96,542	3,458	Complete
Speaker System - Main Entrance	15,000		15,000	Open
Banquet Room - Interior	25,000		25,000	Open
Total Arena	185,000	96,542	88,458	
DeVos Place				
Total DeVos Place	-	-	-	
Grand Total Capital Improvements	185,000	96,542	88,458	

MANAGEMENT FEE SUMMARY

	Arena Estimate	DeVos Place Estimate	Total Estimate	FY 2003 Act/Est
Net Revenue above Expenses	1,331,937	(1,612,509)	(280,572)	1,349,134
Benchmark	1,599,958	(1,598,427)	1,531	1,206,573
Excess	(268,021)	(14,082)	(282,103)	142,561

Incentive Fee Calculation (Only if above greater than zero)

	Arena Estimate	DeVos Place Estimate	Total Estimate	FY 2003 Act/Est
Base Fee	232,252	232,252	464,504	454,950
Incentive Fee				
Revenue	4,512,517	2,421,555	6,934,072	7,118,841
Benchmark Revenue	4,335,280	2,380,958	6,716,238	6,237,971
Revenue Excess	177,237	40,597	217,834	880,870
Incentive Fee **	-	-	-	176,173
Total SMG Management Fee	232,252	232,252	464,504	631,123

** Incentive fee is 20% of the first \$1 million in excess, 25% of remaining capped at base fee amount.



VAN ANDEL ARENA

FINANCIAL STATEMENT FOR THE PERIOD ENDED JANUARY 31, 2004

Distribution:

Grand Rapids – Kent County Convention / Arena Authority
Robert White
Glen Mon
Bob Johnson
Gary McAneney
John Szudzik
Richard MacKeigan
Chris Machuta




An SMG Managed Facility


VAN ANDEL ARENA
ROLLING FORECAST
FISCAL YEAR ENDING JUNE 30, 2004

	YTD	ROLL	TOTAL FYE	BUDGET FYE	VARIANCE
NO. EVENTS	64	60	124	133	(9)
ATTENDANCE	346,291	362,084	708,375	752,240	(43,865)
DIRECT EVENT INCOME	599,037	531,839	1,130,876	1,235,522	(104,646)
ANCILLARY INCOME	774,898	631,315	1,406,213	1,591,062	(184,849)
TOTAL EVENT INCOME	1,373,935	1,163,154	2,537,089	2,826,584	(289,495)
TOTAL OTHER INCOME	1,176,512	798,916	1,975,428	1,915,000	60,428
TOTAL INCOME	2,550,447	1,962,070	4,512,517	4,741,584	(229,067)
INDIRECT EXPENSES					
EXECUTIVE	67,537	43,585	111,122	100,609	(10,513)
FINANCE	91,078	84,614	175,692	190,277	14,585
MARKETING	114,260	83,075	197,335	208,453	11,118
OPERATIONS	609,873	537,871	1,147,744	1,177,421	29,677
BOX OFFICE	58,698	49,758	108,456	114,363	5,907
LUXURY SEATING	50,020	62,912	112,932	117,992	5,060
SKYWALK ADMIN	23,741	14,211	37,952	36,146	(1,806)
OVERHEAD	717,744	571,603	1,289,347	1,332,801	43,454
TOTAL INDIRECT EXP.	1,732,951	1,447,629	3,180,580	3,278,062	97,482
NET REVENUE ABOVE EXPENSES	817,496	514,441	1,331,937	1,463,522	(131,585)
LESS ALLOCATION FOR CAPITAL REPLACEMENT					
NET REVENUE ABOVE EXPENSES AFTER CAPITAL	817,496	514,441	1,331,937	1,463,522	(131,585)

Comments:

January performed below budget, however, slightly better than forecasted expectations. The annual Disney on Ice event was budgeted for January, however, since the event ended in February, will be reflected in the February financials. The final five months of the fiscal year looks to be staying consistent with revised expectations with no change made in the forecast for this month.


General Manager


Director of Finance

**VAN ANDEL ARENA
FINANCIAL STATEMENT HIGHLIGHTS
FOR MONTH ENDED JANUARY 31, 2004**

The following schedule summarizes operating results for the current month ending and the YTD ending June 30, 2004, compared to budget and to the prior year:

MONTH	January Actual	January Budget	January FY 2003
Number of Events	13	20	19
Attendance	60,068	93,140	90,457
Direct Event Income	\$51,653	\$90,539	\$71,412
Ancillary Income	118,286	166,850	144,212
Other Income	163,542	159,584	144,607
Indirect Expenses	(285,891)	(272,865)	(258,508)
Net Income	<u>\$47,590</u>	<u>\$144,108</u>	<u>\$101,724</u>

YTD	YTD 2004 Actual	YTD 2004 Budget	YTD 2003 Prior Year
Number of Events	64	73	83
Attendance	346,291	391,640	412,421
Direct Event Income	\$599,037	\$735,227	\$746,702
Ancillary Income	774,898	925,341	815,540
Other Income	1,176,512	1,117,088	1,093,152
Indirect Expenses	(1,732,951)	(1,909,615)	(1,751,856)
Net Income	<u>\$817,496</u>	<u>\$868,041</u>	<u>\$903,538</u>

EVENT INCOME

Event income came in below budget for the month due to timing of events. The Harlem Globetrotters and Pepsi Jam at the Van (High School Basketball) each performed above budgeted expectations for the month.

ANCILLARY INCOME

Ancillary income fell below expectations for the month due to timing as well, however, events held during the month performed very well. The Harlem Globetrotters and Arenacross events each had higher per caps than budgeted and when compared to previous years.

INDIRECT EXPENSES

Indirect expenses came in higher than budget for the month. This was mainly due to higher than anticipated utility expenses for the month from a colder than normal January.

VAN ANDEL ARENA
FACILITY STATEMENT OF INCOME
PERIOD ENDING 01/31/04

	CURRENT			YTD		
	ACTUAL	BUDGET	LAST YEAR	ACTUAL	BUDGET	LAST YEAR
EVENT INCOME						

DIRECT EVENT INCOME						
RENTAL INCOME	160,626	237,000	244,713	875,911	1,079,800	1,108,296
SERVICES INCOME	<108,973>	<146,461>	<173,300>	<276,874>	<344,573>	<361,594>
	-----	-----	-----	-----	-----	-----
TOTAL DIRECT EVENT INCOME	51,653	90,539	71,412	599,037	735,227	746,702
ANCILLARY INCOME						

FOOD & BEVERAGE	105,125	147,159	131,047	658,446	761,978	675,519
NOVELTY	7,851	14,301	9,315	96,903	146,793	118,362
OTHER ANCILLARY	5,310	5,390	3,850	19,549	16,570	21,659
	-----	-----	-----	-----	-----	-----
TOTAL ANCILLARY INCOME	118,286	166,850	144,212	774,898	925,341	815,540
	-----	-----	-----	-----	-----	-----
TOTAL EVENT INCOME	169,940	257,389	215,625	1,373,935	1,660,568	1,562,242
OTHER OPERATING INCOME	163,542	159,584	144,607	1,176,512	1,117,088	1,093,152
	-----	-----	-----	-----	-----	-----
ADJUSTED GROSS INCOME	333,481	416,973	360,232	2,550,447	2,777,656	2,655,394
INDIRECT EXPENSES						
EXECUTIVE	8,945	8,258	7,188	67,537	57,806	55,627
FINANCE	15,602	15,732	11,569	91,078	110,124	83,225
MARKETING	19,665	17,316	23,076	114,260	122,022	119,688
LUXURY SEATING	6,116	9,832	6,872	50,020	68,824	65,795
OPERATIONS	90,601	98,117	92,126	609,873	686,819	650,884
BOX OFFICE	7,827	9,531	11,785	58,698	65,467	67,937
SKYWALK ADMINISTRATION	5,267	3,013	3,198	23,741	21,091	18,016
OVERHEAD	131,868	111,066	102,695	717,744	777,462	690,684
	-----	-----	-----	-----	-----	-----
INDIRECT EXPENSES	285,891	272,865	258,508	1,732,951	1,909,615	1,751,856
	-----	-----	-----	-----	-----	-----
NET OPERATING INCOME	47,590	144,108	101,724	817,496	868,041	903,538
OTHER EXPENSES						
OTHER EXPENSE (INCOME)	<49,653>	0	1,558	0	0	142,369
	-----	-----	-----	-----	-----	-----
OTHER EXPENSES	<49,653>	0	1,558	0	0	142,369
	-----	-----	-----	-----	-----	-----
NET INCOME (LOSS)	97,244	144,108	100,166	817,496	868,041	761,170
	=====	=====	=====	=====	=====	=====

VAN ANDEL ARENA
STATEMENT OF SERVICES INCOME
PERIOD ENDING 01/31/04

	-----CURRENT-----			-----YEAR TO DATE-----		
	ACTUAL	BUDGET	LAST YEAR	ACTUAL	BUDGET	LAST YEAR
Advertising Billed	13,068	29,000	58,238	160,756	29,000	202,135
Labor Billed	0	540	495	8,438	9,880	10,807
Changeover Setup Billed	200	3,300	2,657	62,697	67,850	72,992
Stagehands Billed	7,243	21,100	14,201	288,120	282,500	320,918
Security Billed	1,252	6,000	2,919	80,413	95,400	99,589
Ushers & Tix Takers Billed	2,343	5,600	4,942	63,864	67,150	79,114
Box Office Billed	0	400	0	5,031	7,750	6,816
Ticketing Service Billed	1,748	10,700	5,170	125,569	131,850	103,637
Utilities Billed	0	0	0	2,000	0	0
City Police Fire Billed	0	336	562	4,228	5,568	6,284
EMT Medical Billed	2,268	600	2,565	9,525	8,400	13,595
Cleaning Billed	92	3,600	2,489	54,518	65,850	71,350
Insurance Billed	0	0	0	0	0	455
Group Sales Commissions Billed	730	0	1,953	1,057	0	2,142
Telephone Billed	1,180	2,075	789	20,200	18,460	20,525
Equipment Rental Billed	0	0	770	0	0	770
Damages Billed	0	0	0	350	0	150
Other Production Billed	2,686	11,200	6,341	181,761	129,800	280,125
TOTAL SERVICE INCOME	32,809	94,451	104,091	1,068,528	919,458	1,291,402
Advertising Expense	15,758	29,000	58,238	163,608	29,000	196,942
Labor Wages	0	459	421	7,631	8,857	9,186
Contracted Changeover Setup Expense	18,672	26,500	29,156	123,750	126,682	152,168
Stagehand Wages	8,653	46,876	29,930	284,653	317,754	345,248
Contracted Security Expense	19,564	24,450	27,160	135,398	134,870	167,175
Contracted Ushers & T/T Expense	29,343	36,550	42,834	130,194	152,470	169,848
Ticket Sellers Wages	0	0	0	3,947	0	5,794
Ticket Sellers P/R Taxes Bene	0	0	0	329	0	0
Ticket Service Charge Expense	3,683	18,350	12,156	111,795	160,500	103,455
City Police Fire Expense	2,000	1,836	562	6,228	8,126	6,284
EMT Medical Expense	5,126	4,022	4,290	15,932	17,669	17,804
Contracted Cleaning Expense	28,121	41,273	42,956	133,331	173,036	184,117
Insurance Expense	0	0	0	12,816	0	9,117
Allocated Telephone Expense	393	396	520	6,783	5,267	5,979
Production Expense	10,468	11,200	29,169	209,006	129,800	279,877
TOTAL SERVICE EXPENSE	141,782	240,912	277,391	1,345,402	1,264,031	1,652,997
NET SERVICE INCOME	<108,973>	<146,461>	<173,300>	<276,874>	<344,573>	<361,594>
	=====	=====	=====	=====	=====	=====

VAN ANDEL ARENA
STATEMENT OF FINANCIAL POSITION
PERIOD ENDING 01/31/04

ASSETS

CURRENT ASSETS

CASH	3,269,385
ACCOUNTS RECEIVABLE	1,999,694
PREPAID EXPENSES	190,514

TOTAL CURRENT ASSETS	5,459,594

FIXED ASSETS

TOTAL ASSETS	5,459,594
	=====

LIABILITIES & EQUITY

CURRENT LIABILITIES

ACCOUNTS PAYABLE	675,860
ACCRUED EXPENSES	211,729
DEFERRED INCOME	790,629
ADVANCED TIX SALES & DEPOSITS	2,869,130

TOTAL CURRENT LIABILITIES	4,547,347

EQUITY

FUNDS REMITTED	<2,350,000>
FUNDING RECEIVED	443,204
RETAINED EARNINGS	2,001,548
NET INCOME (LOSS)	817,496

TOTAL EQUITY	912,247

TOTAL LIABILITIES & EQUITY	5,459,594
	=====

VAN ANDEL ARENA
INDIRECT EXPENSE SUMMARY
PERIOD ENDING 01/31/04

	CURRENT			YTD		
	ACTUAL	BUDGET	LAST YEAR	ACTUAL	BUDGET	LAST YEAR
Salaries Administration	46,661	43,608	44,878	344,010	305,256	326,824
Part-Time	6,446	2,778	6,165	30,426	20,256	40,098
Wages-Trade	39,733	78,186	57,168	451,725	547,302	506,264
Auto Allowance	577	0	777	4,040	0	1,554
Auto Expense	300	835	0	2,100	5,845	3,885
Taxes & Benefits	32,071	33,656	30,286	207,322	235,592	206,326
Less: Allocation/Reimbursement	<25,961>	<61,667>	<43,953>	<392,397>	<432,919>	<459,030>
TOTAL LABOR COSTS	99,828	97,396	95,321	647,226	681,332	625,921
Contracted Security	15,359	19,583	17,062	142,374	137,081	126,508
Contracted Cleaning	2,098	2,167	2,098	21,020	15,169	12,588
Other Contracted Services	314	300	349	2,198	2,100	2,298
Travel & Entertainment	1,339	325	243	5,499	2,275	5,977
Corporate Travel	0	625	0	0	4,375	3,395
Meetings & Conventions	0	625	0	1,071	4,375	710
Dues & Subscriptions	2,168	208	575	4,769	1,456	3,053
Employee Training	2,200	1,000	0	2,300	7,000	<70>
Miscellaneous Expense	0	0	0	0	0	62
Computer Expense	3,290	5,417	2,197	28,969	37,919	26,903
Professional Fees	1,875	2,167	1,761	18,737	15,169	18,090
Marketing & Advertising	6,268	8,250	14,535	37,747	57,750	66,871
Box Office Expenses	91	0	503	<468>	0	851
Small Equipment	0	0	0	2,594	0	972
Trash Removal	2,607	1,250	1,799	9,354	8,750	11,310
Equipment Rental	1,094	1,300	1,681	7,990	9,100	11,690
Landscaping	0	292	0	0	2,044	0
Exterminating	0	333	248	1,485	2,331	1,733
Cleaning	0	450	0	9,083	3,150	8,739
Repairs & Maintenance	4,642	10,666	10,736	46,460	74,662	48,922
Supplies	12,935	15,091	15,975	54,692	105,637	117,693
Bank Service Charges	718	1,000	634	5,397	7,000	5,276
Rent Expense	307	0	0	307	0	0
Insurance	8,284	13,699	11,804	66,873	95,893	77,108
Licenses & Fees	0	0	69	0	0	69
Printing & Stationary	0	1,917	0	0	13,419	5,406
Office Supplies	916	1,000	2,680	4,917	7,000	10,427
Postage	2,042	1,000	166	6,487	7,000	7,989
Parking Expense	1,916	1,592	1,507	15,624	11,144	11,922
Telephone Long Distance	5,687	4,583	4,432	34,366	32,081	30,184
Utilities	95,623	64,150	56,533	446,942	449,050	398,954
Base Fee	19,354	19,525	18,956	135,480	136,675	132,694
Common Area Expense	<4,671>	<2,671>	<2,836>	<19,156>	<18,697>	<15,976>
Less: Allocated/Reimbursement	<393>	<375>	<520>	<7,386>	<2,625>	<6,413>
TOTAL MATERIAL AND SERVICES	186,063	175,469	163,187	1,085,725	1,228,283	1,125,935
TOTAL INDIRECT EXPENSES	285,891	272,865	258,508	1,732,951	1,909,615	1,751,856

SMG - Van Andel Arena & DeVos Place
Grand Rapids - Kent County Convention/Arena Authority
Capital Expenditures & Management Fee Summary
Fiscal Year Ending June 30, 2004

CAPITAL IMPROVEMENTS

	Budget	Expended	Balance	Project Status
Arena				
Security System Upgrades	30,000		30,000	Open
Phone System Upgrades	15,000		15,000	Open
Ice Deck Cover	100,000	96,542	3,458	Complete
Speaker System - Main Entrance	15,000		15,000	Open
Banquet Room - Interior	25,000		25,000	Open
Total Arena	185,000	96,542	88,458	
DeVos Place				
Total DeVos Place	-	-	-	
Grand Total Capital Improvements	185,000	96,542	88,458	

MANAGEMENT FEE SUMMARY

	Arena Estimate	DeVos Place Estimate	Total Estimate	FY 2003 Act/Est
Net Revenue above Expenses	1,331,937	(1,612,509)	(280,572)	1,349,134
Benchmark	1,599,958	(1,598,427)	1,531	1,206,573
Excess	(268,021)	(14,082)	(282,103)	142,561

Incentive Fee Calculation (Only if above greater than zero)

	Arena Estimate	DeVos Place Estimate	Total Estimate	FY 2003 Act/Est
Base Fee	232,252	232,252	464,504	454,950
Incentive Fee				
Revenue	4,512,517	2,421,555	6,934,072	7,118,841
Benchmark Revenue	4,335,280	2,380,958	6,716,238	6,237,971
Revenue Excess	177,237	40,597	217,834	880,870
Incentive Fee **	-	-	-	176,173
Total SMG Management Fee	232,252	232,252	464,504	631,123

** Incentive fee is 20% of the first \$1 million in excess, 25% of remaining capped at base fee amount.

**Grand Rapids - Kent County
Convention / Arena Authority**

INTERIM FINANCIAL STATEMENTS

Seven Months Ended January 31, 2004



BEENE GARTER LLP

50 MONROE AVE. NW
SUITE 600
GRAND RAPIDS, MI
49503-2679

616.235.5200 PHONE
800.824.7882
616.235.5285 FAX
WWW.BEENEGARTER.COM

ACCOUNTANTS' REPORT

To the Board of Directors
Grand Rapids - Kent County Convention / Arena Authority
Grand Rapids, Michigan

We have compiled the accompanying statements of cash receipts and disbursements - budget to actual for the operating and construction accounts of the Grand Rapids - Kent County Convention / Arena Authority for the seven months ended January 31, 2004, in accordance with Statements on Standards for Accounting and Review Services issued by the American Institute of Certified Public Accountants. These statements do not include the cash receipts and disbursements of the Van Andel Arena and Grand Center which are operated by the Authority. The financial statements presented have been prepared on the cash basis of accounting, which is a comprehensive basis of accounting other than U.S. generally accepted accounting principles.

A compilation is limited to presenting in the form of financial statements information that is the representation of management. We have not audited or reviewed the accompanying financial statements and, accordingly, do not express an opinion or any other form of assurance on them.

Management has elected to omit substantially all of the disclosures ordinarily included in financial statements prepared on the cash basis of accounting. If the omitted disclosures were included in the financial statements, they might influence the user's conclusions about the Authority's net assets, cash receipts and cash disbursements. Accordingly, these financial statements are not designed for those who are not informed about such matters.

We are not independent with respect to the Grand Rapids - Kent County Convention / Arena Authority.

Beene Garter LLP

February 12, 2004
Grand Rapids, Michigan

Big enough to be experts, small enough to careSM

AUDIT, TAX & ADVISORY SERVICES EMPLOYER SUPPORT SERVICES WEALTH MANAGEMENT SERVICES

A MEMBER OF MOORE STEPHENS INTERNATIONAL

INTERIM FINANCIAL STATEMENTS

Statement A

GRAND RAPIDS - KENT COUNTY CONVENTION / ARENA AUTHORITY Statement of Cash Receipts and Disbursements - Budget to Actual (Operating Accounts) From July 1, 2003 to January 31, 2004

	OPERATING ACCOUNTS			
	Facilities Operations		Capital Replacement	
	Budget	Actual	Budget	Actual
RECEIPTS				
Facility Operations	\$ 1,827,565	\$ 2,350,000	\$ -	\$ -
Land Lease	107,000	62,307	-	-
Interest on Investments	20,000	8,366	12,000	4,913
Capital Replacement Reserve Transfer	930,402	-	(930,402)	-
Miscellaneous Revenue	8,000	18,797	-	-
TOTAL RECEIPTS	2,892,967	2,439,470	(918,402)	4,913
DISBURSEMENTS				
Accounting / Auditing Services	59,245	10,323	-	-
Insurance - Property and Liability	33,595	3,846	-	-
Legal Services	32,000	21,184	-	-
Other Contractual Services	42,000	-	-	-
Pedestrian Safety	95,000	-	-	-
Facility Management Fees	-	176,173	-	-
Meeting Expense	890	421	-	-
Supplies	1,000	113	-	-
Transfer to Construction Account	1,000,000	-	-	-
Sub-total Service Disbursements	1,263,730	212,060	-	-
Electricity	1,031,332	342,004	-	-
Natural Gas	-	11,965	-	-
Steam	831,834	307,259	-	-
Water and Sewer	99,300	34,226	-	-
Sub-total Utility Disbursements	1,962,466	695,454	-	-
Building Additions and Improvements	-	-	70,000	-
Facility Equipment Acquisition	-	-	115,000	-
Sub-total Capital Disbursements	-	-	185,000	-
Employee Wages	53,300	30,840	-	-
Employee Benefits	17,366	10,340	-	-
Sub-total Payroll Disbursements	70,666	41,180	-	-
TOTAL DISBURSEMENTS	3,296,862	948,694	185,000	-
Excess / (Deficit) of Funds	\$ (403,895)	\$ 1,490,776	\$ (1,103,402)	\$ 4,913
Net Assets - Beginning of Year	3,403,895		1,596,704	
Net Assets - End of Year	\$ 3,000,000		\$ 518,302	
	See Comments 1, 2 and 3		See Comments 1, 2 and 3	

Comment 1: Facilities Operations and Capital Replacement budgets were approved by the Convention / Arena Authority at its regularly scheduled meeting on May 28, 2003.

Comment 2: Facilities Operations columns include receipts and disbursements processed by the C/AA. SMG receipts and disbursements are reported separately in the Van Andel Arena and Grand Center financial statements prepared by SMG.

Comment 3: Activity on this statement is represented by the following account:

Authority Operating Account Cash balance as of January 31, 2004 \$ 3,235,126

Statement B

GRAND RAPIDS - KENT COUNTY CONVENTION / ARENA AUTHORITY Statement of Cash Receipts and Disbursements - Budget to Actual (Construction Accounts) From July 1, 2003 to January 31, 2004

	Convention Center Construction		
	Budget	Actual	Retainage
RECEIPTS			
Grand Action	\$ 32,048,961	\$ 14,338,961	\$ -
Downtown Development Authority	10,000,000	10,000,000	-
County of Kent	5,000,000	4,419,047	-
City of Grand Rapids - grant proceeds	3,528,884	-	-
Miscellaneous Revenue	-	240,175	-
Transfer from Operating Fund	1,000,000	-	-
Transfer from Construction Fund	-	-	1,468,414
Interest on Retainage	-	-	25,836
Interest on Investments	397,550	254,106	-
TOTAL RECEIPTS	51,975,395	29,252,289	1,494,250
DISBURSEMENTS			
Architectural and Engineering Services	4,605,255	1,161,583	-
Construction Material Testing	583,610	174,908	-
Construction - GMP Contractor	56,390,602	28,233,488	2,589,246
Sub-total Contractor Disbursements	61,579,467	29,569,979	2,589,246
Transfer to Retainage Account	-	1,468,414	-
Accounting / Auditing Services	-	11,050	-
Insurance - Property / Liability	116,100	116,100	-
Legal Services	7,000	38,468	-
Owner's Representatives	245,000	155,095	-
Other Contractual Services	1,141,035	1,205,641	-
Telephone	2,000	805	-
Sub-total Service Disbursements	1,511,135	1,527,159	-
Facility Equipment Acquisition	-	561,002	-
Facility Furniture Acquisition	-	672,491	-
Sub-total Supply Disbursements	-	1,233,493	-
TOTAL DISBURSEMENTS	63,090,602	33,799,045	2,589,246
Excess / (Deficit) of Funds	\$ (11,115,207)	\$ (4,546,756)	\$ (1,094,996)

Net Assets - Beginning of Year

33,271,289

Net Assets - End of Year

\$ 22,156,082

See Comments

1 and 2

Comment 1: Convention Center Construction budget was approved by the Grand Rapids - Kent County Convention / Arena Authority at its regularly scheduled meeting on March 26, 2003.

Comment 2: Activity on this statement is represented by the following accounts:

Authority Construction Cash and Equivalents balances as of January 31, 2004

Sweep	\$ 18,617,148
Maxsaver	14,989,059
Investments	-
Sub-total Authority Construction Cash and Equivalents	33,606,207
Retainage	3,774,020
Total Cash and Equivalents	\$ 37,380,227

See accountants' report



**FISCAL SERVICES DEPARTMENT
MEMORANDUM**

TO: Steve Heacock
Chair- Convention/Arena Authority Finance Committee

FROM: Robert White *RJW*
Fiscal Services Director

SUBJECT: DeVos Place Parking Facility
Fiscal Year 2004 Budget Amendment

DATE: February 18, 2004

At its last Board meeting on January 28, the Convention/Arena Authority did approve a "Parking Operation and Maintenance Agreement" with the City of Grand Rapids. This agreement set forth the terms and conditions under which the City's Parking Services Department would provide Operation and Maintenance Services for this parking facility. The facility actually opened its doors on Friday, February 23, 2004.

Attached with this correspondence you will find a proposed Income Statement intended to provide a projection of operating revenues and expenses to be generated by this facility during the period from January 23-June 30, 2004 (close of current fiscal year). The Operating Revenue Forecast is based on limited initial experience concerning visitor utilization. The number of monthly cardholders currently utilizing the facility is very limited as neither the City nor the County has yet made a commitment on number of monthly parking passes to be utilized by City and County employees. The Operating Expense Forecast has been generated from documents as submitted by Pam Ritsema, Parking Systems Director and, for electricity utilization, by Dale Sommers, Project Manager. The Operating Income Forecast suggests a net current year balance of \$14,890.

It is my recommendation that the Finance Committee approve and forward to the full Board, the attached financial analysis amending the current authorized budget to incorporate same. I am available if there are any questions concerning the forecast or the recommendations.

Cc: Sue Waddell
Jana Wallace
Pam Ritsema

**Convention/Arena Authority
DeVos Place Parking Facility
Projection of Operating Revenues and Expenses
Partial Fiscal Year Ending June 30, 2004**

	<u>Monthly</u>	<u>1/23-6/30/04 (5.1x)</u>
Operating Revenues:	\$ 21,208	\$ 108,163 ⁽¹⁾
Operating Expenses:		
Booth/Traffic Control	5,752	29,335 ⁽²⁾
Cleaning	1,452	7,405 ⁽²⁾
Security	792	4,039 ⁽²⁾
Control Equipment/Signage	700	3,570 ⁽²⁾
Supervision	3,000	15,300 ⁽²⁾
Management Fee	1,471	7,502 ⁽²⁾
Electricity	5,122	26,122 ⁽³⁾
Total Operating Expense	<u>18,289</u>	<u>93,273</u>
Net Operating Income	<u>\$ 2,919</u>	<u>\$ 14,890</u>

Notes:

- (1) Based on actual for 1/23-2/9 of \$28,383, eight monthly cardholders @ \$125.75 = \$5,030 and daily/events parkers for balance.
- (2) Pam Ritsema spreadsheet.
- (3) Allocation of electric charges @ .02799% of estimated facility billings.



FISCAL SERVICES DEPARTMENT

Item V.c.v.

Phil Van Dyke, Risk Coordinator

Kent County Administration Building, 300 Monroe Avenue, N.W. Grand Rapids, Michigan 49503-2289
Phone: (616) 336 - 2519 • Fax: (616) 336 - 3598 • e-mail: pvandyke@admin.co.kent.mi.us

February 18, 2004

Bob White
Director
Fiscal Services

RE: Convention/Arena Authority
Directors and Officers Liability Insurance

Current

The current Directors and Officers Liability insurance policy is set to expire on April 25, 2004. The \$10,000,000 limit is the combination of a \$7,000,000 primary policy and a \$3,000,000 excess policy. The deductible is \$15,000 and it is a claims made policy. The premium for the primary layer was \$17,600 and \$6,150 for the excess layer.


Renewal

For the renewal, quotes for alternative limits of \$3 million, \$5 million, \$7 million and \$10 million have been requested. Additionally, pricing with deductible amounts of \$5,000, \$10,000 and \$15,000 have also been requested. The broker will contact Chubb, Hartford, Travelers and CNA insurance companies for the renewal.

Scheduling

The renewal application has been received from the insurance broker. I anticipate completing and submitting the application by February 27, 2004. The broker indicated that the renewal proposal will likely be available during the week of April 5.

Let me know if you have any questions.


Phil Van Dyke

DATE	EVENT	EC	ROOM	TIME	FUNCTION
Wed, Feb 18	Available				
Thur, Feb 19	Available				
Fri, Feb 20	Griffins vs Hamilton	MS	Arena	10:00A-12:30P 6:30 PM 7:30P-10P	Teams practice Doors Hockey game
	Home Builders Assn	MW	Banquet A/B/C	3:30 PM 6:30P-7:30P	Set-up Banquet
Sat, Feb 21	Griffins vs Milwaukee	AH	Arena	10:00A-12:30P 12:30 PM 1:15P-2:30P 3:30P-5:30P 5:30 PM 6:30 PM 7:30P-10P	Teams practice Doors Forest Hills Northern v Kenowa Hills hockey Red Wings Alumni game Building cleared Doors Hockey game
	Griffins	MW	Banquet A	12:00 PM 4:45P-9P	Set-up Alumni dinner
	Griffins	MW	Banquet C	11:00 AM 6P-7:30P	Set-up Red Wings Alumni Players Meet-N-Greet
Sun, Feb 22	Rampage vs Las Vegas	MS	Arena	2:00 PM 3P-6P	Doors Football game
Mon, Feb 23	Available				
Tue, Feb 24	Available				
Wed, Feb 25	Available				
Thur, Feb 26	Griffins vs Utah	AH	Arena	10:00A-12:30P 6:00 PM 7P-9:30P	Teams practice Doors Hockey game
	Grand Valley State Univ	MW	Banquet C	2:00 PM 6P-7P	Set-up Meeting
	Dallas B. Brody Gender	MW	Banquet D	3:00 PM 6P-7P	Set-up 7 th birthday party
	Utah Grizzlies	MW	Banquet D	9:30P-11P	Post-game meal
Fri, Feb 27	Griffins vs Chicago	MS	Arena	10:00A-12:30P 6:30 PM 7:30P-10P	Teams practice Doors Hockey game
	Ridview Industries	MW	Banquet A/B/C	12:00 PM 6P-7:30P	Set-up Open house
Sat, Feb 28	Kid Rock	AH	Arena	8:00 PM	Performance
	Kid Rock	MW	Banquet C/D	6:00 AM 8:30A-9:30P	Set-up Crew catering
Sun, Feb 29	Griffins vs Philadelphia	MS	Arena	10:00A-12:30P 3:00 PM 4P-6:30P 6:30P-7P	Teams practice Doors Hockey game Post-game skate
Mon, Mar 1	Available				
Tue, Mar 2	Available				
Wed, Mar 3	Available				
Thur, Mar 4	Available				
Fri, Mar 5	Monster Trucks	MS	Arena	8:00 PM	Performance
Sat, Mar 6	Monster Trucks	MS	Arena	2:00 PM	Performance
				8:00 PM	Performance
Sun, Mar 7	Monster Trucks	MS	Arena	2:00 PM	Performance
Mon, Mar 8	Available				
Tue, Mar 9	Rod Stewart	AH	Arena	8:00 PM	Performance
	Rod Stewart	MW	Banquet C/D	4:00 AM 6A-9:30P	Set-up Crew catering
Wed, Mar 10	Available				

Thur, Mar 11	Bette Midler	MS	Arena	8:00 PM	Performance
Fri, Mar 12	Griffins vs Milwaukee	AH	Arena	10:00A-12:30P 6:30 PM 7:30P-10P 10P-10:30P	Teams practice Doors Hockey game Post-game skate
	Re-Max	MW	Banquet A	3:00 PM 6P-7:30P	Set-up Reception
Sat, Mar 13	Griffins vs Cincinnati	MS	Arena	10:00A-12:30P 6:30 PM 7:30P-10P	Teams practice Doors Hockey game
	Stock Building Supply	MW	Banquet All	11:00 AM 5P-7:30P	Set-up Banquet
Sun, Mar 14	Rampage vs Los Angeles	AH	Arena	11:00 AM 12P-2:30P	Doors Football game
Mon, Mar 15	Available				
Tue, Mar 16	Available				
Wed, Mar 17	Griffins vs Toronto	AH	Arena	10:00A-12:30P 6:30 PM 7:30P-10P	Teams practice Doors Hockey game
Thur, Mar 18	Available				
Fri, Mar 19	World's Toughest Rodeo	MS	Arena	7:30 PM	Performance
Sat, Mar 20	World's Toughest Rodeo	AH	Arena	7:30 PM	Performance
Sun, Mar 21	Available				

DE VOS PLACE WEEKLY - YEAR 2004

DATE	EVENT	ROOM	TIME	FUNCTION	EC	OPERATIONS/CONSTRUCTION
MON. FEB 16	WEST MI BOAT SHOW	EHA-C,GA-F/	730A-7P	MOVE IN	KB	
TUES. FEB 17	WEST MI BOAT SHOW	EHA-C,GA-F/	8A-6P	MOVE IN	KB	
	GRSO - CLASSICAL VII	DV / DOCK 3	8A-12P 3:30P-6P 7:30P-10P	MOVE IN REHEARSAL REHEARSAL	AK	
WED. FEB 18	WEST MI BOAT SHOW	EHA-C,GA-F/	8A-3P 3P-9:30P 9:30P-10:30P	HAND CARRY/CART CARRY SHOW PRIVATE PARTY	KB	
	GRSO - CLASSICAL VII	DV/	3:30P-6P 7:30P-10P	REHEARSAL REHEARSAL	AK	
	SPRINT SYMPOSIUM	O C	10A 12:30P-1P 1P-3P	CLIENT ARRIVAL REGISTRATION SYMPOSIUM		
THURS FEB 19	WEST MI BOAT SHOW	EHA-C,GA-F/	3P-9:30P	SHOW	KB	
	GRSO - CLASSICAL VII	DV/	4P-7P 7:30P-10P	MIC HANG OPEN REHEARSAL	AK	
FRI FEB 20	WEST MI BOAT SHOW	EHA-C,GA-F/	11A-9:30P	SHOW	KB	
	GRSO - CLASSICAL VII	DV/	6:45P 7P-7:30P 7:30P 8P-10P	LOBBY OPEN UPBEAT SEATING OPEN PERFORMANCE	AK	
SAT. FEB 21	WEST MI BOAT SHOW	EHA-C,GA-F/	10A-9P	SHOW	KB	
	GRSO - CLASSICAL VII	DV/	6:45P 7P-7:30P 7:30P 8P-10P 10P-11P	LOBBY OPEN UPBEAT SEATING OPEN PERFORMANCE MOVE OUT-minimal	AK	
SUN. FEB 22	WEST MI BOAT SHOW	EHA-C,GA-F/	11A-6P 6:30P-10P	SHOW MOVE OUT	KB	
MON. FEB 23	WEST MI BOAT SHOW	EHA-C,GA-F/	8A-5P	MOVE OUT	KB	
	WEST MI HOME & GARDEN SHOW	EHA-C,GA-F/	6A-2A <i>Yes, this does say 2am. They are working early Mon to early Tues Morning.</i>	MOVE IN	JE	
TUES. FEB 24	GRSO - 5 TH GRADE CONCERT	DV	10A-2P	MOVE IN		
	WEST MI HOME & GARDEN SHOW	EHA-C,GA-F/	8A-7P (landscapers later?)	MOVE IN	JE	
	GRSO - 5 TH GRADE CONCERT	DV/	9A 9:40A-10:40A 11:10A-12:10P	KIDS ARRIVING PERFORMANCE PERFORMANCE	AK	
WED. FEB 25	WEST MI HOME & GARDEN SHOW	EHA-C,GA-F/	8A-7P (landscapers later?)	MOVE IN	JE	
	GRSO - 5 TH GRADE CONCERT	DV/	9A 9:40A-10:40A 11:10A-12:10P	KIDS ARRIVING PERFORMANCE PERFORMANCE	AK	
THURS. FEB 26	WEST MI HOME & GARDEN SHOW	EHA-C,GA-F/	8A-3P 3P-9:30P	MOVE IN SHOW	JE	

DE VOS PLACE WEEKLY – YEAR 2004

	GRSO – 5 TH GRADE CONCERT	DV/	9A 9:40A-10:40A 11:10A-12:10P 12P-4P	KIDS ARRIVING PERFORMANCE PERFORMANCE MIC HANGING (SPECIAL)	AK
FRI. FEB 27	WEST MI HOME & GARDEN SHOW	EHA-C,GA-F/	11A 12P-9:30P	EXIBITORS ALLOWED IN HALL SHOW	JE
	GRSO – 5 TH GRADE CONCERT	DV/	9A 9:40A-10:40A 11:10A-12:10P 12P-10P	KIDS ARRIVING PERFORMANCE PERFORMANCE (SPECIAL-LOAD IN/ REHEARSAL)	AK
	GRSO – SPECIAL III	DV/	1PM – 5PM 7:30P-10P	MOVE IN REHEARSAL	AK
SAT. FEB 28	WEST MI HOME & GARDEN SHOW	GA-F	7:30A 8A	VENDORS FOR SEMINAR IN REGISTRATION FOR SEMINAR	JE
	GRSO – SPECIAL III	EHA-C	9A 10A-9:30P	EXIBITORS ALLOWED IN SHOW	AK
	GRSO – SPECIAL III	DV/	1P-3:30P 8P-10P 10P-11P	REHEARSAL PERFORMANCE MOVE OUT	AK
SUN. FEB 29	WEST MI HOME & GARDEN SHOW	EHA-C,GA-F/	11A-6P 6P-10P (Landscapers later?)	SHOW MOVE OUT	JE
	GRSO – YOUTH SYMPHONY	DV/	8A-12P 1P-2:30P 3P-5P 5P-8P	MOVE IN REHEARSAL PERFORMANCE MOVE OUT	AK
MON. MARCH 1	WEST MI HOME & GARDEN SHOW	DV / DOCK 3 EHA-C,GA-F/	8A-7P	MOVE OUT	JE 0
	HOPE COLLEGE	DV/	8A-NOON 1P 1:30P-4:30P 4:30P-6:30P 4P-11P 6:30P 7:30P 8P-10P 10P-MID	IA MOVE IN INSTRUMENTS ARRIVE CONTINUE MOVE IN REHEARSAL ON STAGE STUDENTS ARRIVING DINNER ARRIVES DOORS OPEN PERFORMANCE MOVE OUT	AK 14 USHERS 5TT 6:30P-10:30P
	HOPE COLLEGE SHOWCASE RECEPTION	GA-B/		MOVE IN RECEPTION MOVE OUT	AK NONE
TUES. MARCH 2	WEST MICHIGAN ASSOCIATION OF HEALTH UNDERWRITERS	EHC/		MOVE IN	KB
WED. MARCH 3	ABN AMRO RETAIL OFFSTIE	A,B/		MOVE IN	KB
	WEST MICHIGAN ASSOCIATION OF HEALTH UNDERWRITERS	EHC,GE-F/		SHOW MOVE OUT	KB
THUR. MARCH 4	ABN AMRO RETAIL OFFSTIE	EHA-B/		MOVE IN	KB
	GRSO – POPS V	DV/	1P – 5P 7P-10P	MOVE IN REHEARSAL	AK
	AD CLUB OF WEST MICHIGAN	GA-F/	8A-6:30P 6:30P-10:30P 10:30P-12A	MOVE IN EVENT MOVE OUT	JE 0

	BUSINESS PROFESSIONAL OF AMERICA	EHC/		8A-5P		MOVE IN	JE	
FRI. MARCH 5	ABN AMRO RETAIL OFFISTIE	EHA-B/				MOVE IN	KB	
	GRSO – POPS V	DV/		7P 7:30P 8P-10P		LOBBY OPEN SEATING OPEN PERFORMANCE	AK	12 USHERS 4 TIX TAKERS 1 COAT CHECK 1 SUPERVISOR 6:30P – 10:30P
	BUSINESS PROFESSIONAL OF AMERICA	EHC/		1P 5P 6:30P 7P-9:30P		LOAD IN REHEARSAL SPECIAL EARLY SEATING OPEN SESSION	JE	0
SAT. MARCH 6	ABN AMRO RETAIL OFFISTIE	EHA-B/				MEETING MOVE OUT	KB	
	GRSO – POPS V	DV/		7P 7:30P 8P-10P		LOBBY OPEN SEATING OPEN PERFORMANCE	AK	12 USHERS 4 TIX TAKERS 1 COAT CHECK 1 SUPERVISOR 6:30P – 10:30P
	BUSINESS PROFESSIONAL OF AMERICA	EHC/		8A-4P 4P 5P 6P 6:30P-9P 9P-9:30P		TESTS INTAGLIO/ IA REHEARSAL DOORS FOR DINNER SESSION DINNER SESSION OFFICERS RECEPTION	JE	0
SUN. MARCH 7	GRSO – POPS V	DV/		2P 2:30P 3P-5P 5P – 6P		LOBBY OPEN SEATING OPEN PERFORMANCE MINIMAL MOVE OUT	AK	12 USHERS 4 TIX TAKERS 1 COAT CHECK 1 SUPERVISOR 1:30P – 5P
	BUSINESS PROFESSIONAL OF AMERICA	EHC/		6A 7:30A 9A-1P 1P-5P		INTAGLIO/ IA REHEARSAL AWARD SESSION MOVE OUT	JE	0
MON. MARCH 8								
TUES. MARCH 9	GRSO – CLASSICAL VIII	DV/		1P – 3P 3:30P – 6P 7:30P- 10P		IA CHANGEOVER REHEARSAL	AK	NONE
	MI ASSOC. FOR COMPUTER USERS IN LEARNING	EHA-B,GA-FOA-H/		8A-5P		MOVE IN	JE	0
WED. MARCH 10	MI ASSOC. FOR COMPUTER USERS IN LEARNING	EHA-B,GA-FOA-H/		7A-7P 7A-9P 8:30A-12P		MOVE IN REGISTRATION MEETING	JE	0

DE VOS PLACE WEEKLY – YEAR 2004

				1P-4:30P 7P-9P	MEETING RECEPTION		
	GRSO – CLASSICAL VIII		DV/	3:30P-6P 7:30P-10P	REHEARSAL REHEARSAL	AK	NONE
THUR. MARCH 11	MI ASSOC. FOR COMPUTER USERS IN LEARNING	EHA-B,GA-FOA-H,DV/		7A-5P 8A-5:30P 8:30A-5P 9:30A-5P 11A-1P	REGISTRATION WORKSHOPS PERF. HALL EXHIBITS SHOWCASE	JE	COAT CHECK 7:30A-5P 8 USHERS (DPH) 8A-5:30P
	GRSO – CLASSICAL VIII		DV/	7:30P-10P	OPEN REHEARSAL	AK	AS NEEDED FOR OPEN REHEARSAL
FRI. MARCH 12	MI ASSOC. FOR COMPUTER USERS IN LEARNING	EHA-B,GA-FOA-H,DV/		8A-12P 8A-3:30P 8A-3P 8:30A-3:30P 8:30A-2:30P 2:30P-5P?	REGISTRATION SESSIONS WORKSHOPS PERF. HALL EXHIBITS MOVE OUT	JE	COAT CHECK 7:30A-4P 8 USHERS (DPH) 8A-4P
	GRSO – CLASSICAL VIII		DV/	7P 7:30P 8P-10P	LOBBY OPEN SEATING OPEN PERFORMANCE	AK	12 USHERS 4 TIX TAKERS 1 COAT CHECK 1 SUPERVISOR 6:30P – 10:30P
	ROCK NETWORK MOTORCYCLE SHOW		EHC/	10A-8P	MOVE IN	KJ B	NONE
SAT. MARCH 13	GRSO – CLASSICAL VIII		DV/	7P 7:30P 8P-10P 10P – 12A	LOBBY OPEN SEATING OPEN PERFORMANCE MOVE OUT	AK	12 USHERS 4 TIX TAKERS 1 COAT CHECK 1 SUPERVISOR 6:30P – 10:30P
	TRANE COMPANY DINNER		OA-B		MOVE IN BANQUET	KJ B	2 COAT CHECK
	ROCK NETWORK MOTORCYCLE SHOW		EHC/	10:00A-8:00P	SHOW	KJ B	6 BOX OFFICE 9:30A-7:30P
SUN. MARCH 14	NATIONAL ASSOC. FOR COLLEGE ADMISSION COUNSELING	EHA/		8A-3P 3P-5P	DECORATOR IN EXHIBITOR MOVE IN SHOW	JE	0
	ROCK NETWORK MOTORCYCLE SHOW		EHC/	11:00A-5:00P	MOVE OUT	KJ B	6 BOX OFFICE 10:30A-4:30P
	CINDERELLA – BALLET		DV/	1P – 6P	LIGHTING PREP	AK	NONE

DE VOS PLACE WEEKLY – YEAR 2004

MON. MARCH 15	NATIONAL ASSOC. FOR COLLEGE ADMISSION COUNSELING	EHA, GA-C/	7A-9:30A 9A-12P 6:30P-8:30P 8:30P-10P	SET UP SHOW SHOW MOVE OUT	JE	NONE
	CINDERELLA – BALLET	DV/DOCK 3 DV/	8A-5P 7P-10P	MOVE IN REHEARSAL	AK	NONE

GRAND RAPIDS COMPLEX

	ARENA
FEB 2004	
18 - WED	
19 - THU	
20 - FRI	SPORTS [D] (3:00PM)
21 - SAT	SPORTS [D]
22 - SUN	SPORTS [D]
23 - MON	
24 - TUE	
25 - WED	
26 - THU	SPORTS [D] (3:00PM)
27 - FRI	SPORTS [D]
28 - SAT	CONCERT [D]
29 - SUN	SPORTS [D]
MAR 2004	
01 - MON	
02 - TUE	
03 - WED	
04 - THU	+ FAMILY S [D]
05 - FRI	FAMILY S [D]
06 - SAT	FAMILY S [D]
07 - SUN	FAMILY S [D]
08 - MON	- FAMILY S [D]
09 - TUE	CONCERT [C]
10 - WED	IN-HOUSE [C]
11 - THU	CONCERT [D]
12 - FRI	SPORTS [D] (3:00PM)
13 - SAT	SPORTS [D]
14 - SUN	SPORTS [D]
15 - MON	
16 - TUE	
17 - WED	SPORTS [D] (3:00PM)
18 - THU	+ FAMILY S [C]
19 - FRI	FAMILY S [C]
20 - SAT	FAMILY S [C]
21 - SUN	FAMILY S [C]
22 - MON	
23 - TUE	SPORTS [D]
24 - WED	SPORTS [D] (3:00PM)
25 - THU	SPORTS [D]
26 - FRI	SPORTS [D]
27 - SAT	SPORTS [D]
28 - SUN	SPORTS [D]
29 - MON	IN-HOUSE [D] (6:00PM)
30 - TUE	
31 - WED	SPORTS [D] (3:00PM)
APR 2004	
01 - THU	CONCERT [D]
02 - FRI	SPORTS [D] (3:00PM)
03 - SAT	FAMILY S [C]
04 - SUN	SPORTS [D]
05 - MON	
06 - TUE	
07 - WED	
08 - THU	
09 - FRI	SPORTS [D]
10 - SAT	CONCERT [C]

GRAND RAPIDS COMPLEX

	ARENA
APR 2004	
11 - SUN	RELIGIOUS [T]
12 - MON	
13 - TUE	
14 - WED	CONCERT [T]
15 - THU	
16 - FRI	
17 - SAT	SPORTS [D]
18 - SUN	
19 - MON	
20 - TUE	
21 - WED	
22 - THU	
23 - FRI	
24 - SAT	IN-HOUSE [C]
25 - SUN	
26 - MON	MEETINGS [T]
27 - TUE	MEETINGS [T]
28 - WED	
29 - THU	CONCERT [D]
30 - FRI	
MAY 2004	
01 - SAT	SPORTS [D]
02 - SUN	
03 - MON	CONCERT [T]
04 - TUE	SPECIAL [C]
05 - WED	CONCERT [T]
06 - THU	
07 - FRI	
08 - SAT	SPORTS [D]
09 - SUN	CONCERT [T]
10 - MON	CONCERT [T]
11 - TUE	CONCERT [T]
12 - WED	CONCERT [T]
13 - THU	CONCERT [D]
14 - FRI	CONCERT [T]
15 - SAT	
16 - SUN	CONCERT [D]
17 - MON	
18 - TUE	
19 - WED	
20 - THU	
21 - FRI	
22 - SAT	
23 - SUN	
24 - MON	
25 - TUE	
26 - WED	
27 - THU	
28 - FRI	
29 - SAT	SPORTS [D]
30 - SUN	
31 - MON	
JUN 2004	
01 - TUE	
02 - WED	

GRAND RAPIDS COMPLEX

ARENA

JUN 2004	-----	
03 - THU		
04 - FRI		
05 - SAT		
06 - SUN		
07 - MON		
08 - TUE		
09 - WED		
10 - THU	CONCERT	[T]
11 - FRI	CONCERT	[T]
12 - SAT		
13 - SUN		
14 - MON		
15 - TUE		
16 - WED	CONCERT	[T]
17 - THU	CONVENTI	[T]
	CONCERT	[S]
18 - FRI	CONVENTI	[T]
	CONCERT	[S]
19 - SAT	CONVENTI	[T]
	CONCERT	[S]
20 - SUN	CONVENTI	[T]
	CONCERT	[S]
21 - MON		
22 - TUE	CONCERT	[T]
23 - WED		
24 - THU	CONVENTI	[T]
25 - FRI	CONVENTI	[T]
26 - SAT	CONVENTI	[T]
27 - SUN	CONVENTI	[S]
	SPORTS	[T]
28 - MON		
29 - TUE	CONCERT	[T]
30 - WED	CONCERT	[S]
	CONCERT	[T]
JUL 2004		
01 - THU	CONCERT	[T]
02 - FRI	CONCERT	[T]
03 - SAT	CONCERT	[T]
04 - SUN	CONCERT	[T]
05 - MON	CONCERT	[T]
06 - TUE		
07 - WED	CONCERT	[T]
08 - THU	CONVENTI	[T]
	CONCERT	[S]
09 - FRI	CONVENTI	[T]
	CONCERT	[S]
10 - SAT	CONVENTI	[T]
11 - SUN	CONVENTI	[T]
12 - MON	CONCERT	[T]
13 - TUE	CONCERT	[T]
14 - WED		
15 - THU	CONCERT	[T]
16 - FRI	CONCERT	[T]
17 - SAT	FAMILY S	[T]
18 - SUN	FAMILY S	[T]

GRAND RAPIDS COMPLEX

ARENA

JUL 2004

19 - MON

20 - TUE

21 - WED

22 - THU

23 - FRI

24 - SAT CONVENTI [C] (11:59PM)

25 - SUN CONCERT [T]

26 - MON

27 - TUE CONCERT [T]

28 - WED CONCERT [T]

29 - THU

30 - FRI

31 - SAT

AUG 2004

01 - SUN

02 - MON

03 - TUE

04 - WED

05 - THU

06 - FRI

07 - SAT

08 - SUN

09 - MON

10 - TUE

11 - WED

12 - THU

13 - FRI

14 - SAT

15 - SUN

16 - MON

17 - TUE

18 - WED

19 - THU

20 - FRI

21 - SAT

22 - SUN

23 - MON

24 - TUE CONCERT [T]

25 - WED

26 - THU BANQUET [C]

27 - FRI

28 - SAT

29 - SUN

30 - MON

31 - TUE

SEP 2004

01 - WED

02 - THU

03 - FRI

04 - SAT

05 - SUN

06 - MON

07 - TUE

08 - WED CONCERT [T]

09 - THU

GRAND RAPIDS COMPLEX

ARENA

```

SEP 2004
10 - FRI
11 - SAT    SPORTS    [T]
12 - SUN
13 - MON
14 - TUE    CONCERT   [T]
15 - WED
16 - THU
17 - FRI
18 - SAT
19 - SUN
20 - MON
21 - TUE
22 - WED
23 - THU    SPORTS    [T]
24 - FRI    CONCERT   [T]
25 - SAT    + FAMILY S [D]
              - FAMILY S [S]
26 - SUN    FAMILY S [D]
              - FAMILY S [S]
27 - MON    + FAMILY S [D]
              FAMILY S [X]
28 - TUE    + FAMILY S [D]
29 - WED    FAMILY S [D]
30 - THU    FAMILY S [D]
OCT 2004
01 - FRI    FAMILY S [D]
02 - SAT    FAMILY S [D]
03 - SUN    FAMILY S [D]
04 - MON
05 - TUE
06 - WED
07 - THU
08 - FRI    SPORTS    [T]
09 - SAT    SPORTS    [S]
              CONCERT   [T]
10 - SUN
11 - MON
12 - TUE
13 - WED
14 - THU
15 - FRI    SPORTS    [S]
16 - SAT    SPORTS    [S]
              CONCERT   [T]
17 - SUN
18 - MON
19 - TUE
20 - WED
21 - THU    + FAMILY S [D]
22 - FRI    FAMILY S [D]
23 - SAT    FAMILY S [D]
24 - SUN    - FAMILY S [D]
25 - MON    - FAMILY S [D]
26 - TUE
27 - WED
28 - THU

```

GRAND RAPIDS COMPLEX

	ARENA	
OCT 2004		
29 - FRI	SPORTS	[T]
30 - SAT	SPORTS	[T]
31 - SUN		
NOV 2004		
01 - MON		
02 - TUE		
03 - WED		
04 - THU		
05 - FRI	SPORTS	[T]
06 - SAT	SPORTS	[T]
07 - SUN		
08 - MON		
09 - TUE		
10 - WED		
11 - THU		
12 - FRI	SPORTS	[S]
13 - SAT	SPORTS	[S]
14 - SUN		
15 - MON		
16 - TUE		
17 - WED		
18 - THU		
19 - FRI	SPORTS	[T]
20 - SAT	SPORTS	[S]
21 - SUN		
22 - MON		
23 - TUE		
24 - WED		
25 - THU		
26 - FRI	SPORTS	[S]
	SPORTS	[S]
	CONCERT	[T]
27 - SAT	SPORTS	[T]
	SPORTS	[S]
28 - SUN		
29 - MON		
30 - TUE	CONCERT	[T]
DEC 2004		
01 - WED	CONCERT	[T]
02 - THU	CONCERT	[T]
03 - FRI	SPORTS	[T]
04 - SAT	SPORTS	[T]
05 - SUN		
06 - MON		
07 - TUE		
08 - WED		
09 - THU		
10 - FRI	SPORTS	[T]
11 - SAT	CONCERT	[C]
	SPORTS	[S]
12 - SUN	CONCERT	[C]
	CONCERT	[S]
13 - MON		
14 - TUE		
15 - WED		

GRAND RAPIDS COMPLEX

ARENA

DEC 2004	
16 - THU	
17 - FRI	SPORTS [T]
18 - SAT	SPORTS [S]
	IN-HOUSE [Y] (12:00PM)
19 - SUN	CONCERT [Y]
20 - MON	
21 - TUE	
22 - WED	
23 - THU	
24 - FRI	SPORTS [T]
25 - SAT	SPORTS [T]
26 - SUN	
27 - MON	
28 - TUE	
29 - WED	
30 - THU	
31 - FRI	SPORTS [T]
JAN 2005	
01 - SAT	SPORTS [T]
02 - SUN	
03 - MON	
04 - TUE	
05 - WED	
06 - THU	+ FAMILY S [D]
07 - FRI	FAMILY S [D]
08 - SAT	FAMILY S [D]
09 - SUN	FAMILY S [D]
10 - MON	- FAMILY S [D]
11 - TUE	
12 - WED	
13 - THU	
14 - FRI	SPORTS [T]
15 - SAT	SPORTS [T]
16 - SUN	
17 - MON	
18 - TUE	+ FAMILY S [T]
19 - WED	FAMILY S [T]
20 - THU	FAMILY S [T]
21 - FRI	FAMILY S [T]
22 - SAT	FAMILY S [T]
23 - SUN	- FAMILY S [T]
24 - MON	
25 - TUE	
26 - WED	
27 - THU	FAMILY S [T]
28 - FRI	FAMILY S [S]
	SPORTS [Y]
29 - SAT	FAMILY S [S]
	SPORTS [T]
30 - SUN	FAMILY S [T]
31 - MON	
FEB 2005	
01 - TUE	
02 - WED	
03 - THU	+ FAMILY S [T]

GRAND RAPIDS COMPLEX

	ARENA
FEB 2005	
04 - FRI	FAMILY S [T]
05 - SAT	FAMILY S [T]
06 - SUN	FAMILY S [T]
07 - MON	- FAMILY S [T]
08 - TUE	
09 - WED	
10 - THU	CONCERT [T]
11 - FRI	SPORTS [S] FAMILY S [T]
12 - SAT	SPORTS [S] FAMILY S [T]
13 - SUN	FAMILY S [T]
14 - MON	
15 - TUE	
16 - WED	
17 - THU	
18 - FRI	SPORTS [T] CONCERT [S]
19 - SAT	SPORTS [T] CONCERT [S]
20 - SUN	
21 - MON	
22 - TUE	
23 - WED	
24 - THU	
25 - FRI	SPORTS [T]
26 - SAT	SPORTS [T]
27 - SUN	
28 - MON	