



Board of Directors

Wednesday, November 29, 2006

8:00 a.m. – 9:30 a.m.

DeVos Place® – Monroe Meeting Rooms B & C
303 Monroe Avenue, NW – Grand Rapids, MI

A G E N D A

I. Call to Order

II. Approval of November 9, 2006, Minutes

Action

III. Committee Reports

a. Operations Committee

i. CVB Report

Information

b. Finance Committee

i. Approval of SMG October 2006 Financial Statements – DeVos Place® and Van Andel Arena®

Action

ii. Approval of CAA October 2006 Financial Statements

Action

iii. Audited Financial Statements and Supplementary Information for Years Ended June 30, 2006 and 2005

Action

iv. SMG Food & Beverage October 2006 Revenue and Commission Report

Information

IV. Kent County Sports Commission Funding Request

Action

V. City of Grand Rapids Facility Use Request

Action

VI. SMG Report and Facilities Calendars

Information

VII. Public Comment

VIII. Next Meeting Date: Wednesday, January 24, 2007

IX. Adjournment

Convention

Arena

Authority

Steven Heacock,

Chairman

Birgit Klohs

Clif Charles

Gary McInerney

George Heartwell

Joseph Tomaselli

Lew Chamberlin



Van Andel Arena®
130 Fulton West
Grand Rapids, MI 49503-2601
616.742.6600
Fax 616.742.6197

Happy Holidays!

DEVOS PLACE

DeVos Place®
303 Monroe Ave. NW
Grand Rapids, MI 49503-2233
616.742.6500
Fax 616.742.6590



**MINUTES OF THE GRAND RAPIDS-KENT COUNTY
CONVENTION/ARENA AUTHORITY
BOARD OF DIRECTORS MEETING
Tuesday, November 7, 2006**

I. Call to Order

Chairman Steve Heacock called the meeting to order at 9:20 a.m. Chairman Heacock presided and Susan Waddell recorded in the absence of Secretary/Treasurer Birgit Klohs.

Attendance

Members Present: Steve Heacock, Chairman
Lew Chamberlin
Clif Charles
George Heartwell
Gary McInerney
Joseph Tomaselli

Members Absent: Birgit Klohs

Staff/Others:	Daryl Delabbio	Kent County
	George Helmstead	CVB
	Kurt Kimball	City of Grand Rapids
	Chris Knappe	<i>The Grand Rapids Press</i>
	Chris Machuta	SMG
	Rich MacKeigan	SMG
	Bob Mihos	Kent County
	Steve Miller	SMG
	Susan Waddell	CAA
	Jana Wallace	City of Grand Rapids
	Jim Watt	SMG
	Richard Wendt	Dickinson Wright
	Robert White	Kent County
	Steve Wilson	CVB
	Tim Wondergem	Wondergem Consulting

II. Minutes of Prior Meeting

Motion: Mr. Tomaselli, supported by Mr. Chamberlin, moved to approve the Minutes of the September 27, 2006, meeting of the Authority. Motion carried unanimously.

III. Committee Reports

a. Operations Committee.

i. Operations Committee Update

The Committee received a report from Todd Johnson who announced that the new host desk for DeVos Place® has been installed, effectively allowing the grand gallery to be open to the public. The host desk will be staffed by DK Security personnel from 8:00 a.m. – 6:00 p.m., Monday through Friday, plus all event hours. The host desk will serve as a focal point for information and directions, as well as a security checkpoint.

The Committee took action on painting the vulnerable areas of the Van Andel Arena® lobby. Currently, the lobby wall above the granite is painted with a product called zolotone. Zolotone is a flat paint containing stucco specks that is extremely hard to repaint and patch, in addition to being costly. The cost to repaint the lobby is \$20,000. SMG requested approval to paint areas of the lobby wall with a flat gray paint. The lobby walls would have a 3-layer effect: granite at the bottom, flat gray paint in the middle, and zolotone at the top. The Committee approved the request, provided that the design professionals at Progressive AE to review the concept.

ii. CVB Report

Mr. Wilson announced that the CVB has booked the American Jail Association convention for the year 2013. Convention delegates will utilize 5,700 room nights and have an economic impact of \$1.6 million.

b. Finance Committee

i. SMG September 2006 Financial Statements for DeVos Place® and Van Andel Arena®

Motion: Mr. Charles, supported by Mr. Heartwell, moved to approve the SMG Financial Statements for DeVos Place® and the Van Andel Arena® for the period ended September 30, 2006. After review and discussion, the motion was unanimously adopted.

ii. CAA September 2006 Financial Statements

Motion: Mr. Charles, supported by Mr. Heartwell, moved to approve the CAA Financial Statements for the period ended September 30, 2006. After review and discussion, the motion was unanimously adopted.

iii. Special-Purpose Financial Statements for the Years Ended June 30, 2006 and 2005 – DeVos Place® and Van Andel Arena®, as Managed by SMG

The special-purpose financial statements are issued to test the validity of the SMG incentive fee calculations. Deloitte & Touche has found the SMG operations to be well controlled and has provided “clean” audits for both facilities. Mr. Machuta added that the information in the audits is very similar to that provided in the June 2006 preliminary financial statements.

Motion: Mr. Tomaselli, supported by Mr. Heartwell, moved to accept and approve the Special-Purpose Financial Statements as of and for the Years Ended June 30, 2006 and 2005, and Independent Auditors’ Report – DeVos Place® and Van Andel Arena®, as managed by SMG. The motion was unanimously adopted.

iv. SMG Food & Beverage September 2006 Revenue and Commission Report

Mr. Machuta presented the report and referred to the per cap comparison. A fiscal year 2006 concert average was used as a comparison for the Eric Clapton concert, since this was his first visit. Otherwise, the month-to-date totals are consistent with the budget figures.

IV. CAA Initiated Events

Mr. McInerney is spearheading an effort to identify additional potential streams of revenue. One idea presented was a wine and food festival that would be sponsored by the CAA. A contingent of industry professionals traveled to the Ottawa Wine & Food Festival held last weekend with the intent of assessing the viability for our marketing. The group concluded that such an event would be worth the risk and investment would benefit the community. A full report will be presented at the January 2007 meeting.

V. Ticket Policy Discussion

Mr. McInerney stated that he has received complaints from patrons who were standing in line to purchase tickets for the upcoming Bob Seger concert and received less-than-favorable seating. Mr. McInerney wondered if the CAA should adopt a ticket policy to either encourage or discourage people from standing in line or to set aside a certain number of premium tickets for those waiting in line.

Mr. MacKeigan explained that the artists own the tickets, except for the premium seating and suites. In this instance, Bob Seger's manager requested that tickets be set aside for all patrons standing in line and the issue was more pronounced because of the demand for Seger tickets. Because of health, public safety, and sanitation issues, SMG tries to discourage lines for all concerts. The best way to purchase tickets is on-line through TicketMaster.

Mr. MacKeigan addressed the issue of ticket scalping inasmuch as he has received complaints that Seger tickets are being offered at on-line auctions for hundreds of dollars. Currently the practice of selling and purchasing tickets above cost on-line is legal. In fact, some artists hold on-line auctions at their websites to prevent scalping and to gauge the true return on the tickets. SMG will cancel a ticket if it becomes known that a scalper has a ticket belonging to a premium seat holder.

VI. SMG Report and Facilities Calendar

Mr. MacKeigan presented a summary of the upcoming events that will be held at DeVos Place® and the Van Andel Arena®.

V. Public Comment

None.

VI. Next Meeting Date

The date for next CAA Board meeting is Wednesday, November 29, 2006, 8:00 a.m., location TBD.

IX. Adjournment

There being no other business, the meeting adjourned at 10:30 a.m.

Susan M. Waddell, Recording Secretary

DEVOS PLACE

DE VOS PLACE

FINANCIAL STATEMENT
FOR THE PERIOD ENDED OCTOBER 31, 2006

Distribution:

Grand Rapids – Kent County Convention / Arena Authority

Robert White

Thom Connors

Gary McAneney

Howard Feldman

Richard MacKeigan

Chris Machuta




An SMG Managed Facility


DE VOS PLACE
ROLLING FORECAST
FISCAL YEAR ENDING JUNE 30, 2007

	YTD Actual	Roll	TOTAL FYE	BUDGET FYE	VARIANCE
NO. EVENTS	173	427	600	624	(24)
ATTENDANCE	110,067	603,598	713,665	727,780	(14,115)
DIRECT EVENT REVENUE	497,332	1,785,985	2,283,317	2,323,417	(40,100)
ANCILLARY REVENUE	554,583	1,414,145	1,968,728	2,007,628	(38,900)
TOTAL EVENT REVENUE	1,051,915	3,200,130	4,252,045	4,331,045	(79,000)
TOTAL OTHER REVENUE	53,096	181,310	234,406	231,000	3,406
TOTAL OPERATING REVENUE	1,105,011	3,381,440	4,486,451	4,562,045	(75,594)
INDIRECT EXPENSES					
EXECUTIVE	43,250	111,449	154,699	140,906	(13,793)
FINANCE	74,642	136,017	210,659	205,722	(4,937)
MARKETING	24,720	50,030	74,750	78,379	3,629
OPERATIONS	411,843	912,748	1,324,591	1,343,743	19,152
EVENT SERVICES	274,218	675,701	949,919	961,288	11,369
BOX OFFICE	26,657	48,647	75,304	73,588	(1,716)
SALES	74,741	170,126	244,867	245,772	905
OVERHEAD	533,599	1,718,045	2,251,644	2,238,289	(13,355)
TOTAL OPERATING EXP.	1,463,670	3,822,763	5,286,433	5,287,687	1,254
NET REVENUE ABOVE EXPENSES	(358,659)	(441,323)	(799,982)	(725,642)	(74,340)
INCENTIVE FEE		133,447	133,447	153,702	(20,255)
NET OPERATING REVENUE OVER OPERATING EXPENSES	(358,659)	(574,770)	(933,429)	(879,344)	(54,085)

Comments:

The bottom line of DeVos Place performed at expected levels for the month, and has continued to do so through the first part of the fiscal year. Overall, the facility is still running below budget on revenues, however, offset by continued savings in expenses. As the expense savings has more to do with timing, it is still anticipated that DeVos will end slightly behind original expectations. From Abraham to Jesus was originally an October event, however, moved to November. Revenue was offset by the unbudgeted Landscaping tradeshow, which should allow the facility to show a positive variance when looking at the two months combined.


General Manager


Finance Director

**DE VOS PLACE
FINANCIAL STATEMENT HIGHLIGHTS
FOR MONTH ENDED OCTOBER 31, 2006**

The following schedule summarizes operating results for the current month ending October 31 and the YTD ending June 30, 2007, compared to budget and to the prior year:

MONTH	October Actual	October Budget	October FY 2006
Number of Events	70	88	80
Attendance	51,852	79,250	56,199
Direct Event Income	\$230,815	\$297,283	\$339,003
Ancillary Income	266,996	196,459	213,903
Other Income	14,490	19,250	11,003
Indirect Expenses	(406,789)	(409,088)	(363,236)
Net Income	<u>\$105,511</u>	<u>\$103,904</u>	<u>\$200,672</u>

YTD	YTD 2006 Actual	YTD 2006 Budget	YTD 2006 Prior Year
Number of Events	173	206	186
Attendance	110,067	156,950	111,482
Direct Event Income	\$497,332	\$626,105	\$647,735
Ancillary Income	554,583	553,782	541,640
Other Income	53,096	77,000	30,828
Indirect Expenses	(1,463,670)	(1,583,292)	(1,336,060)
Net Income	<u>(\$358,659)</u>	<u>(\$326,405)</u>	<u>(\$115,858)</u>

EVENT INCOME

Event income fell below budgeted expectations for the month. Most of the shortfall came from a shift of the Museum event from October to November. Other events hosted during the month held consistent with expectations.

ANCILLARY INCOME

Ancillary income came in well head of expectations. Ancillary spending on the Gordon Food Service event was above expectations, and the unbudgeted Landscaping Tradeshow was a very strong ancillary revenue producing event.

INDIRECT EXPENSES

Indirect expenses held consistent with expectations.

2

DE VOS PLACE
FACILITY STATEMENT OF INCOME
PERIOD ENDING 10/31/06

	-----CURRENT-----			-----YTD-----		
	ACTUAL	BUDGET	LAST YEAR	ACTUAL	BUDGET	LAST YEAR
EVENT INCOME						

DIRECT EVENT INCOME						
RENTAL INCOME	242,064	296,500	316,946	555,317	623,575	639,648
SERVICES INCOME	<11,249>	783	22,057	<57,985>	2,530	8,088
	-----	-----	-----	-----	-----	-----
TOTAL DIRECT EVENT INCOME	230,815	297,283	339,003	497,332	626,105	647,735
ANCILLARY INCOME						

FOOD & BEVERAGE	98,919	73,587	62,473	206,262	208,722	199,769
NOVELTY	437	1,900	1,131	2,110	3,400	1,131
ELECTRICAL	71,572	38,987	68,431	121,328	115,201	124,374
OTHER ANCILLARY	96,067	81,985	81,867	224,882	226,459	216,365
	-----	-----	-----	-----	-----	-----
TOTAL ANCILLARY INCOME	266,996	196,459	213,903	554,583	553,782	541,640
	-----	-----	-----	-----	-----	-----
TOTAL EVENT INCOME	497,811	493,742	552,905	1,051,914	1,179,887	1,189,376
OTHER OPERATING INCOME	14,490	19,250	11,003	53,096	77,000	30,828
	-----	-----	-----	-----	-----	-----
ADJUSTED GROSS INCOME	512,301	512,992	563,908	1,105,011	1,256,887	1,220,204
INDIRECT EXPENSES						
EXECUTIVE	12,019	11,743	10,693	43,250	46,972	40,574
FINANCE	16,613	17,143	15,841	74,642	68,572	68,811
MARKETING	2,565	6,531	2,424	24,720	26,124	14,615
OPERATIONS	120,551	102,548	98,779	411,843	473,132	352,561
EVENT MANAGEMENT	61,189	79,859	54,607	274,218	319,436	255,250
BOX OFFICE	6,051	6,133	6,148	26,657	24,532	26,114
SALES	18,194	20,481	9,323	74,741	81,924	45,255
OVERHEAD	169,608	164,650	165,422	533,599	542,600	532,880
	-----	-----	-----	-----	-----	-----
INDIRECT EXPENSES	406,789	409,088	363,236	1,463,670	1,583,292	1,336,060
	-----	-----	-----	-----	-----	-----
NET OPERATING INCOME	105,511	103,904	200,672	<358,659>	<326,405>	<115,856>
OTHER EXPENSES						

NET INCOME (LOSS)	105,511	103,904	200,672	<358,659>	<326,405>	<115,856>
	=====	=====	=====	=====	=====	=====

5

DE VOS PLACE
STATEMENT OF SERVICES INCOME
PERIOD ENDING 10/31/06

	-----CURRENT-----			-----YEAR TO DATE-----		
	ACTUAL	BUDGET	LAST YEAR	ACTUAL	BUDGET	LAST YEAR
Advertising Billed	0	0	1,656	13,672	0	7,599
Changeover Setup Billed	1,083	0	952	1,418	0	3,286
Stagehands Billed	143,619	122,400	158,548	275,078	233,250	280,784
Security Billed	10,915	25,570	25,148	29,938	50,930	57,702
Ushers & Tix Takers Billed	15,845	24,550	18,133	25,733	36,550	27,744
Box Office Billed	1,800	2,000	2,500	3,000	3,700	3,300
Ticketing Service Billed	11,218	28,550	15,901	21,165	45,765	18,999
City Police Fire Billed	2,975	300	3,570	4,975	300	13,880
EMT Medical Billed	3,450	2,000	3,650	5,969	5,047	7,175
Cleaning Billed	2,418	0	1,824	2,442	0	1,824
Insurance Billed	368	0	1,003	2,431	0	1,583
Group Sales Commissions Billed	112	0	0	112	0	0
Telephone Billed	4,820	7,350	10,775	10,985	9,300	16,780
Other Production Billed	5,733	0	4,776	19,175	0	9,745
TOTAL SERVICE INCOME	204,355	212,720	248,436	416,093	384,842	450,401
Advertising Expense	0	0	1,616	14,081	0	7,729
Stagehand Wages	133,115	118,728	143,146	256,052	224,555	256,248
Contracted Security Expense	18,712	25,570	24,376	55,073	46,630	54,871
Ushers & T/T Wages	11,091	17,185	12,693	18,013	24,850	19,421
Ticket Sellers Wages	1,099	1,700	2,192	2,179	3,350	3,056
Ticket Service Charge Expense	4,705	11,420	5,927	8,699	17,620	6,694
City Police Fire Expense	2,596	300	3,570	4,763	300	13,880
EMT Medical Expense	2,614	1,950	3,082	5,102	3,647	6,421
Cleaning Wages	2,418	0	0	2,418	0	0
Contracted Cleaning Expense	33,761	35,084	22,906	85,276	61,360	60,864
Insurance Expense	336	0	826	2,118	0	1,292
Group Sales Commissions	67	0	0	207	0	0
Allocated Telephone Expense	1,205	0	2,694	2,746	0	4,195
Production Expense	3,885	0	3,351	17,351	0	7,643
TOTAL SERVICE EXPENSE	215,604	211,937	226,379	474,079	382,312	442,313
NET SERVICE INCOME	<11,249>	783	22,057	<57,985>	2,530	8,088
	=====	=====	=====	=====	=====	=====

SMG DeVos Place
Grand Rapids - Kent County Convention/Arena Authority
Year to Date Event Summary Report
For Month Ended October 31, 2006

Event Type	Events/Days		Attendance		Total Event Income	
	Actual	Budget	Actual	Budget	Actual	Budget
Convention/Trade Shows	59	47	48,775	33,050	623,783	469,797
Consumer/Gated Shows	7	33	7,837	31,900	34,776	208,450
Devos Performance Hall	29	30	29,313	59,750	140,013	162,818
Ballroom Exclusive	14	18	7,735	14,200	78,366	105,281
Other	64	78	16,407	18,050	174,944	233,541
GRAND TOTALS	173	206	110,067	156,950	1,051,882	1,179,887

As Percentage of Overall

Convention/Trade Shows	34.10%	22.82%	44.31%	21.06%	59.30%	39.82%
Consumer/Gated Shows	4.05%	16.02%	7.12%	20.32%	3.31%	17.67%
Devos Performance Hall	16.76%	14.56%	26.63%	38.07%	13.31%	13.80%
Ballroom Exclusive	8.09%	8.74%	7.03%	9.05%	7.45%	8.92%
Other	36.99%	37.86%	14.91%	11.50%	16.63%	19.79%

5

DE VOS PLACE
STATEMENT OF FINANCIAL POSITION
PERIOD ENDING 10/31/06

ASSETS

CURRENT ASSETS

CASH	1,147,089
ACCOUNTS RECEIVABLE	674,341
PREPAID EXPENSES	147,752

TOTAL CURRENT ASSETS	1,969,182

FIXED ASSETS

TOTAL ASSETS	1,969,182
	=====

LIABILITIES & EQUITY

CURRENT LIABILITIES

ACCOUNTS PAYABLE	241,823
ACCRUED EXPENSES	326,450
DEFERRED INCOME	63,945
ADVANCED TIX SALES & DEPOSITS	883,897

TOTAL CURRENT LIABILITIES	1,516,115

EQUITY

FUNDS REMITTED	<750,000>
FUNDING RECEIVED	345,823
RETAINED EARNINGS	1,215,904
NET INCOME (LOSS)	<358,659>

TOTAL EQUITY	453,067

TOTAL LIABILITIES & EQUITY	1,969,182
	=====

SMG - DeVos Place
Grand Rapids - Kent County Convention/Arena Authority
Summary of Accounts Receivable
Month Ended October 31, 2006

Current - Under 30 Days	
Food & Beverage	98,044
Ticketing	217,881
Decorating	49,967
Audio/Visual	22,073
Operating	137,898
 Over 30 Days	 110,963
	22,795
 Over 60 Days	
 Over 90 Days	
Donnell Productions	5,736
Paragon Leather	1,696
Saigon Entertainment	5,002
Grinder Promotions	2,286
 Total Accounts Receivable	 674,341

DE VOS PLACE
INDIRECT EXPENSE SUMMARY
PERIOD ENDING 10/31/06

	-----CURRENT-----			-----YTD-----		
	ACTUAL	BUDGET	LAST YEAR	ACTUAL	BUDGET	LAST YEAR
Salaries Administration	68,167	70,649	57,010	279,045	282,596	248,119
Part-Time	13,675	13,167	14,471	28,335	52,668	29,547
Wages-Trade	157,987	119,523	163,289	400,616	478,092	388,176
Sales Commissions Group Sales	67	0	0	67	0	0
Auto Allowance	2,121	0	1,971	8,483	0	7,883
Auto Expense	150	2,271	150	600	9,084	600
Taxes & Benefits	52,065	52,188	54,455	166,420	208,752	165,937
Less: Allocation/Reimbursement	<163,819>	<111,581>	<174,368>	<354,791>	<446,324>	<348,993>
TOTAL LABOR COSTS	130,412	146,217	116,978	528,775	584,868	491,270
Contracted Security	20,147	26,917	18,372	82,316	107,668	78,682
Contracted Cleaning	1,886	0	838	12,634	0	6,976
Other Contracted Services	186	200	224	893	800	894
Travel & Entertainment	1,291	1,209	1,582	3,873	4,836	5,390
Corporate Travel	0	417	0	0	1,668	0
Meetings & Conventions	2,361	1,958	1,468	9,595	9,332	5,856
Dues & Subscriptions	690	300	367	2,521	1,200	2,387
Employee Training	375	833	0	7,082	3,332	1,300
Miscellaneous Expense	90	0	0	90	0	0
Computer Expense	2,440	6,250	3,685	21,309	25,000	13,215
Professional Fees	3,062	3,042	2,200	12,118	12,168	8,800
Marketing & Advertising	1,357	4,217	1,426	15,630	16,868	6,176
Box Office Expenses	79	0	14	43	0	<58>
Small Equipment	0	0	0	0	0	389
Trash Removal	4,783	2,500	2,984	9,088	10,000	5,373
Equipment Rental	1,475	1,000	1,267	5,299	4,000	5,272
Landscaping	937	833	150	5,161	3,332	2,586
Exterminating	20,034	1,000	1,239	23,104	48,440	22,212
Cleaning	0	0	0	4,500	17,000	9,600
Repairs & Maintenance	34,942	36,462	29,349	117,458	145,848	102,022
Supplies	15,545	18,250	21,465	94,258	73,000	57,076
Bank Service Charges	1,690	1,500	1,598	4,885	6,000	4,599
Insurance	21,896	22,232	22,470	68,050	88,928	73,290
Licenses & Fees	0	0	0	138	0	0
Printing & Stationary	414	917	0	648	3,668	0
Office Supplies	497	750	1,728	3,777	3,000	5,011
Postage	518	417	150	1,628	1,668	844
Parking Expense	50	1,500	1,719	6,378	6,000	6,732
Telephone Long Distance	7,265	6,000	7,343	29,344	24,000	18,632
Utilities	121,074	113,500	106,882	345,823	338,000	323,249
Base Fee	12,500	12,500	20,433	50,000	50,000	82,481
Less: Allocated/Reimbursement	<1,205>	<1,833>	<2,694>	<2,746>	<7,332>	<4,195>
TOTAL MATERIAL AND SERVICES	276,378	262,871	246,258	934,895	998,424	844,790
TOTAL INDIRECT EXPENSES	406,789	409,088	363,236	1,463,670	1,583,292	1,336,060

8

**SMG - Van Andel Arena & DeVos Place
Grand Rapids - Kent County Convention/Arena Authority
Management Fee Summary
Fiscal Year Ending June 30, 2007**

MANAGEMENT FEE SUMMARY

	Arena Estimate	DeVos Place Estimate	Total Estimate	FY 2006 Actual
Net Revenue above Expenses	1,493,613	(799,982)	693,631	603,704
Benchmark			700,000	534,919
Excess	1,493,613	(799,982)	(6,369)	68,785

Incentive Fee Calculation (Only if above greater than zero)

	Arena Estimate	DeVos Place Estimate	Total Estimate	FY 2006 Actual
Base Fee	150,000	150,000	300,000	490,400
Incentive Fee				
Revenue	5,087,324	4,486,451	9,573,775	9,374,417
Benchmark Revenue	4,600,000	4,000,000	8,600,000	8,257,384
Revenue Excess	487,324	486,451	973,775	1,117,033
Incentive Fee **			-	229,259
Total SMG Management Fee			300,000	719,659

** Incentive fee is 25% of the first \$500,000 in excess, 30% of remaining capped at base fee amount.



VAN ANDEL ARENA

FINANCIAL STATEMENT FOR THE PERIOD ENDED OCTOBER 31, 2006

Distribution:

Grand Rapids – Kent County Convention / Arena Authority
Robert White
Thom Connors
Gary McAneney
Howard Feldman
Richard MacKeigan
Chris Machuta




An SMG Managed Facility


VAN ANDEL ARENA
ROLLING FORECAST
FISCAL YEAR ENDING JUNE 30, 2007

	YTD	ROLL	TOTAL FYE	BUDGET FYE	VARIANCE
NO. EVENTS	31	90	121	121	-
ATTENDANCE	119,526	551,186	670,712	680,500	(9,788)
DIRECT EVENT INCOME	272,574	1,013,815	1,286,389	1,284,118	2,271
ANCILLARY INCOME	330,871	1,202,814	1,533,685	1,456,159	77,526
TOTAL EVENT INCOME	603,445	2,216,629	2,820,074	2,740,277	79,797
TOTAL OTHER INCOME	741,519	1,525,731	2,267,250	2,240,000	27,250
TOTAL INCOME	1,344,964	3,742,360	5,087,324	4,980,277	107,047
INDIRECT EXPENSES					
EXECUTIVE	48,538	97,787	146,325	118,845	(27,480)
FINANCE	60,431	139,206	199,637	197,258	(2,379)
MARKETING	109,856	203,378	313,234	315,994	2,760
OPERATIONS	488,762	864,284	1,353,046	1,337,761	(15,285)
BOX OFFICE	44,089	64,111	108,200	106,590	(1,610)
LUXURY SEATING	25,174	86,738	111,912	115,775	3,863
SKYWALK ADMIN	11,604	29,561	41,165	39,856	(1,309)
OVERHEAD	339,551	980,641	1,320,192	1,342,153	21,961
TOTAL INDIRECT EXP.	1,128,005	2,465,706	3,593,711	3,574,232	(19,479)
NET REVENUE ABOVE EXPENSES	216,959	1,276,654	1,493,613	1,406,045	87,568
LESS INCENTIVE FEE		133,686	133,686	103,994	(29,692)
NET REVENUE ABOVE EXPENSES AFTER CAPITAL	216,959	1,142,968	1,359,927	1,302,051	57,876

Comments:

The Arena celebrated its 10th anniversary during the month of October highlighted by a Public Open House and the Celebration on Ice event. Overall the facility fell below expectations for the month, however, much of that shortfall is due to timing in the marketing department as it relates to the anniversary, and not a trend of future activity.


General Manager


Director of Finance

**VAN ANDEL ARENA
FINANCIAL STATEMENT HIGHLIGHTS
FOR MONTH ENDED OCTOBER 31, 2006**

The following schedule summarizes operating results for the current month ending October 31, 2006 and the YTD ending June 30, 2007 compared to budget and to the prior year:

MONTH	October Actual	October Budget	October FY 2006
Number of Events	19	20	9
Attendance	70,014	97,800	49,872
Direct Event Income	\$42,024	\$65,456	\$45,910
Ancillary Income	172,482	175,774	150,313
Other Income	197,749	186,667	175,121
Indirect Expenses	(342,334)	(297,242)	(267,203)
Net Income	<u>\$69,920</u>	<u>\$130,655</u>	<u>\$104,141</u>

YTD	YTD 2006 Actual	YTD 2006 Budget	YTD 2006 Prior Year
Number of Events	31	30	25
Attendance	119,526	160,500	121,685
Direct Event Income	\$272,574	\$288,237	\$181,459
Ancillary Income	330,871	368,536	347,072
Other Income	741,519	746,668	701,027
Indirect Expenses	(1,128,006)	(1,188,968)	(1,110,402)
Net Income	<u>\$216,958</u>	<u>\$214,473</u>	<u>\$119,156</u>

EVENT INCOME

Event income fell below budget for the month. The Def Leppard/Journey concert did not sell as well as anticipated which contributed most of the shortfall in event income.

ANCILLARY INCOME

Ancillary income came in well ahead of budget for the month. While the tickets sold for the above show fell below normal concert expectations, the concessions spending was well above. In addition, the Detroit Pistons game, and 10th Anniversary events performed better than expected.

INDIRECT EXPENSES

Indirect expenses were up over expectations, however, due mainly to timing in the marketing department as it related to Anniversary events. Overall, spending related to the anniversary was lower than expected, thus a favorable variance in this area should be expected by fiscal year end.

VAN ANDEL ARENA
FACILITY STATEMENT OF INCOME
PERIOD ENDING 10/31/06

	CURRENT			YTD		
	ACTUAL	BUDGET	LAST YEAR	ACTUAL	BUDGET	LAST YEAR
EVENT INCOME						

DIRECT EVENT INCOME						
RENTAL INCOME	198,821	207,000	82,963	430,760	441,000	287,500
SERVICES INCOME	<156,797>	<141,544>	<37,054>	<158,186>	<152,763>	<106,040>
TOTAL DIRECT EVENT INCOME	42,024	65,456	45,910	272,574	288,237	181,459
ANCILLARY INCOME						

FOOD & BEVERAGE	156,056	160,434	126,798	284,969	302,936	287,380
NOVELTY	11,806	11,220	20,165	42,402	60,310	55,593
OTHER ANCILLARY	4,620	4,120	3,350	3,500	5,290	4,099
TOTAL ANCILLARY INCOME	172,482	175,774	150,313	330,871	368,536	347,072
TOTAL EVENT INCOME	214,506	241,230	196,222	603,445	656,773	528,531
OTHER OPERATING INCOME	197,749	186,667	175,121	741,519	746,668	701,027
ADJUSTED GROSS INCOME	412,254	427,897	371,344	1,344,964	1,403,441	1,229,558
INDIRECT EXPENSES						
EXECUTIVE	13,642	9,778	11,056	48,538	39,112	40,639
FINANCE	13,883	16,314	15,394	60,431	65,256	66,022
MARKETING	55,737	26,209	18,969	109,856	104,836	85,415
LUXURY SEATING	9,555	9,648	7,445	25,174	38,592	28,073
OPERATIONS	137,349	111,228	100,852	488,762	444,912	451,060
BOX OFFICE	9,650	8,897	7,647	44,089	35,588	34,655
SKYWALK ADMINISTRATION	3,090	3,322	2,880	11,604	13,288	11,171
OVERHEAD	99,428	111,846	102,959	339,551	447,384	393,368
INDIRECT EXPENSES	342,334	297,242	267,203	1,128,006	1,188,968	1,110,402
NET OPERATING INCOME	69,920	130,655	104,141	216,958	214,473	119,156
OTHER EXPENSES						

NET INCOME (LOSS)	69,920	130,655	104,141	216,958	214,473	119,156

VAN ANDEL ARENA
STATEMENT OF SERVICES INCOME
PERIOD ENDING 10/31/06

	-----CURRENT-----			-----YEAR TO DATE-----		
	ACTUAL	BUDGET	LAST YEAR	ACTUAL	BUDGET	LAST YEAR
Advertising Billed	36,843	11,000	15,000	67,288	11,000	64,626
Sponsorship Income	99,093	0	0	99,093	0	0
Labor Billed	1,800	540	2,090	4,700	2,700	5,378
Changeover Setup Billed	9,834	5,800	11,187	18,598	22,500	31,320
Stagehands Billed	42,435	33,700	39,610	97,615	119,200	125,306
Security Billed	9,451	7,500	15,789	31,200	35,500	47,923
Ushers & Tix Takers Billed	7,371	6,550	9,197	21,741	25,550	29,187
Box Office Billed	387	400	1,462	1,511	2,000	3,204
Ticketing Service Billed	12,837	16,900	5,649	19,010	54,400	19,720
Utilities Billed	0	0	1,400	0	0	3,200
City Police Fire Billed	700	336	1,288	1,400	1,680	2,800
EMT Medical Billed	550	850	1,138	2,975	4,250	4,663
Production Materials Billed	0	0	0	0	0	3,778
Cleaning Billed	11,532	6,100	10,264	28,846	26,500	23,306
Insurance Billed	0	0	1,123	0	0	1,123
Group Sales Commissions Billed	1,681	0	874	2,500	0	3,039
Telephone Billed	4,230	4,800	4,515	7,705	8,300	7,665
Other Production Billed	27,672	7,300	27,013	64,937	51,500	112,885
TOTAL SERVICE INCOME	266,415	101,776	147,599	469,116	365,080	489,121
Advertising Expense	52,842	11,000	17,774	84,349	11,000	70,383
Labor Wages	1,530	1,377	1,777	3,995	3,213	4,571
Contracted Changeover Setup Expense	26,580	30,463	21,642	42,122	53,645	45,133
Stagehand Wages	61,309	55,227	35,932	114,526	139,954	122,993
Contracted Security Expense	41,231	34,440	25,986	64,874	63,140	79,333
Contracted Ushers & T/T Expense	36,664	37,500	20,422	52,207	60,400	56,050
Ticket Sellers Wages	329	0	1,243	1,468	0	2,723
Ticket Service Charge Expense	12,082	17,000	6,761	18,144	54,500	18,981
City Police Fire Expense	1,046	1,586	1,288	1,883	2,930	2,800
EMT Medical Expense	525	4,049	2,200	2,894	7,855	6,353
Contracted Cleaning Expense	33,783	42,236	21,357	49,777	69,881	54,306
Group Sales Commissions	1,357	0	524	2,235	0	1,084
Allocated Telephone Expense	1,269	1,142	1,235	2,312	2,825	1,970
Production Expense	152,665	7,300	26,512	186,518	48,500	128,481
TOTAL SERVICE EXPENSE	423,212	243,320	184,653	627,303	517,843	595,161
NET SERVICE INCOME	<156,797>	<141,544>	<37,054>	<158,186>	<152,763>	<106,040>
	=====	=====	=====	=====	=====	=====

SMG - Van Andel Arena
Grand Rapids - Kent County Convention/Arena Authority
Summary of Accounts Receivable
Month Ending October 31, 2006

Event Type	Events/Days		Attendance		Total Event Income	
	Actual	Budget	Actual	Budget	Actual	Budget
Family Show	9	10	32,130	31,000	149,875	108,635
Sporting Event	2	2	15,419	12,500	82,821	62,522
Concert	3	5	30,061	39,000	223,379	313,354
Team Home Games	6	6	18,543	30,000	47,827	59,730
Other	11	7	23,373	48,000	99,537	112,532
GRAND TOTALS	31	30	119,526	160,500	603,439	656,773

As Percentage of Overall

Family Show	29.03%	33.33%	26.88%	19.31%	24.84%	16.54%
Sporting Event	6.45%	6.67%	12.90%	7.79%	13.72%	9.52%
Concert	9.68%	16.67%	25.15%	24.30%	37.02%	47.71%
Team Home Games	19.35%	20.00%	15.51%	18.69%	7.93%	9.09%
Other	35.48%	23.33%	19.55%	29.91%	16.49%	17.13%

5

VAN ANDEL ARENA
STATEMENT OF FINANCIAL POSITION
PERIOD ENDING 10/31/06

ASSETS

CURRENT ASSETS

CASH	7,043,539
ACCOUNTS RECEIVABLE	1,119,699
PREPAID EXPENSES	62,220

TOTAL CURRENT ASSETS	8,225,458
----------------------	-----------

FIXED ASSETS

TOTAL ASSETS	8,225,458
--------------	-----------

LIABILITIES & EQUITY

CURRENT LIABILITIES

ACCOUNTS PAYABLE	1,629,666
ACCRUED EXPENSES	287,960
DEFERRED INCOME	1,923,221
ADVANCED TIX SALES & DEPOSITS	3,610,109

TOTAL CURRENT LIABILITIES	7,450,956
---------------------------	-----------

EQUITY

FUNDS REMITTED	<700,000>
FUNDING RECEIVED	196,220
RETAINED EARNINGS	1,061,324
NET INCOME (LOSS)	216,958

TOTAL EQUITY	774,503
--------------	---------

TOTAL LIABILITIES & EQUITY	8,225,458
----------------------------	-----------

SMG - Van Andel Arena
Grand Rapids - Kent County Convention/Arena Authority
Summary of Accounts Receivable
Month Ending October 31, 2006

Current - Under 30 Days	
Food & Beverage	151,967
Ticketing	541,167
Merchandise	5,081
Permanent Advertising	54,357
Operating	125,654
 Over 30 Days	 188,687
 Over 60 Days	 23,134
 Over 90 Days	
Time Out for Women	29,652
 Total Accounts Receivable	 1,119,699

VAN ANDEL ARENA
INDIRECT EXPENSE SUMMARY
PERIOD ENDING 10/31/06

	CURRENT			YTD		
	ACTUAL	BUDGET	LAST YEAR	ACTUAL	BUDGET	LAST YEAR
Salaries Administration	54,265	59,541	53,179	230,382	238,164	238,841
Part-Time	7,626	5,833	6,366	17,654	23,332	19,575
Wages-Trade	90,984	69,232	65,497	242,311	276,928	253,450
Sales Commissions Group Sales	0	0	180	4,316	0	1,542
Auto Allowance	594	985	577	2,375	3,940	2,308
Auto Expense	300	0	300	1,200	0	1,200
Taxes & Benefits	37,437	38,187	35,378	128,819	152,748	143,381
Less: Allocation/Reimbursement	<79,266>	<59,837>	<56,113>	<186,962>	<239,348>	<186,088>
TOTAL LABOR COSTS	111,940	113,941	105,363	440,095	455,764	474,211
Contracted Security	18,227	19,760	19,371	79,904	79,040	78,778
Contracted Cleaning	2,418	3,250	2,174	10,212	13,000	15,214
Other Contracted Services	3,185	300	4,905	13,601	1,200	7,119
Travel & Entertainment	1,997	858	1,011	5,863	3,432	3,455
Corporate Travel	0	625	0	0	2,500	509
Meetings & Conventions	1,159	350	1,358	1,558	1,400	2,122
Dues & Subscriptions	423	208	762	1,675	832	1,861
Employee Training	0	750	0	1,808	3,000	337
Computer Expense	5,503	5,417	5,987	19,765	21,668	25,510
Professional Fees	2,778	2,583	2,155	10,060	10,332	8,431
Marketing & Advertising	44,554	15,000	3,956	57,791	60,000	17,160
Box Office Expenses	<985>	0	473	<1,411>	0	<863>
Trash Removal	2,111	1,500	1,907	5,275	6,000	4,738
Equipment Rental	1,207	500	1,119	5,098	2,000	5,766
Landscaping	499	483	150	2,123	1,932	1,284
Exterminating	248	300	248	945	1,200	1,551
Cleaning	0	150	0	2,650	600	2,650
Rental Office Equipment	0	750	0	0	3,000	0
Repairs & Maintenance	18,416	9,333	12,208	66,804	37,332	51,733
Supplies	36,388	15,758	14,901	86,345	63,032	67,197
Bank Service Charges	415	750	922	1,325	3,000	2,299
Insurance	18,693	15,179	12,206	42,782	60,716	44,821
Printing & Stationary	771	917	0	1,772	3,668	0
Office Supplies	4,610	1,000	1,286	5,562	4,000	5,919
Postage	57	1,000	438	3,764	4,000	2,547
Parking Expense	2,538	2,000	2,076	9,938	8,000	8,868
Telephone Long Distance	3,029	7,000	4,762	19,083	28,000	29,224
Utilities	53,661	68,400	50,821	196,220	273,600	178,850
Base Fee	12,500	12,500	20,433	50,000	50,000	80,986
Common Area Expense	<2,740>	<2,945>	<2,554>	<10,290>	<11,780>	<9,906>
Less: Allocated/Reimbursement	<1,269>	<375>	<1,235>	<2,312>	<1,500>	<1,970>
TOTAL MATERIAL AND SERVICES	230,394	183,301	161,840	687,911	733,204	636,192
TOTAL INDIRECT EXPENSES	342,334	297,242	267,203	1,128,006	1,188,968	1,110,402

**SMG - Van Andel Arena & DeVos Place
Grand Rapids - Kent County Convention/Arena Authority
Management Fee Summary
Fiscal Year Ending June 30, 2007**

MANAGEMENT FEE SUMMARY

	Arena Estimate	DeVos Place Estimate	Total Estimate	FY 2006 Actual
Net Revenue above Expenses	1,493,613	(799,982)	693,631	603,704
Benchmark			700,000	534,919
Excess	1,493,613	(799,982)	(6,369)	68,785

Incentive Fee Calculation (Only if above greater than zero)

	Arena Estimate	DeVos Place Estimate	Total Estimate	FY 2006 Actual
Base Fee	150,000	150,000	300,000	490,400
Incentive Fee				
Revenue	5,087,324	4,486,451	9,573,775	9,374,417
Benchmark Revenue	4,600,000	4,000,000	8,600,000	8,257,384
Revenue Excess	487,324	486,451	973,775	1,117,033
Incentive Fee **			-	229,259
Total SMG Management Fee			300,000	719,659

** Incentive fee is 25% of the first \$500,000 in excess, 30% of remaining capped at base fee amount.

9:00 AM

11/21/06

Accrual Basis

Grand Rapids-Kent County Convention/Arena Authority

Balance Sheet

As of October 31, 2006

	Oct 31, 06
ASSETS	
Current Assets	
Checking/Savings	
1040 · Cash - Operations - SMG	4,299,504.10
1050 · Operations - Cash	357,474.47
Total Checking/Savings	4,656,978.57
Other Current Assets	
1070 · Kent County - Operating	19,231,731.44
1200 · Accounts Receivable	2,021,241.17
1300 · Prepaid Expenses	144,082.29
1600 · Advances/Deposits Receivable	-1,450,000.07
Total Other Current Assets	19,947,054.83
Total Current Assets	24,604,033.40
Fixed Assets	
Buildings & Structures	
Depreciation	-41,778.69
Original Cost	322,431.00
Total Buildings & Structures	280,652.31
Equip	
Depreciation	-437,774.44
Original Cost	778,271.02
Total Equip	340,496.58
Vehicles	43,914.30
Total Fixed Assets	665,063.19
TOTAL ASSETS	25,269,096.59
LIABILITIES & EQUITY	
Liabilities	
Current Liabilities	
Accounts Payable	
2000 · Accounts Payable	715,501.51
2005 · Accounts payable - SMG	486,224.17
Total Accounts Payable	1,201,725.68
Other Current Liabilities	
2200 · Accrued Expenses	717,173.61
2210 · Advance Ticket Sales	1,872,750.73
2220 · Advance deposits	299,103.00
2500 · Deferred facility income	744,284.74
Total Other Current Liabilities	3,633,312.08
Total Current Liabilities	4,835,037.76
Total Liabilities	4,835,037.76
Equity	
3000 · Opening Bal Equity	37,035,584.45
3900 · Retained Earnings	-15,526,165.80
Net Income	-1,075,359.82
Total Equity	20,434,058.83
TOTAL LIABILITIES & EQUITY	25,269,096.59

3:44 PM

11/13/06

Grand Rapids-Kent County Convention/Arena Authority Reconciliation Detail

1050 - Operations - Cash, Period Ending 10/31/2006

Type	Date	Num	Name	Clr	Amount	Balance
Beginning Balance						536,840.34
Cleared Transactions						
Checks and Payments - 44 Items						
Bill Pmt -Check	9/1/2006	6463	The Mail Order Sho...	X	-62.91	-62.91
Bill Pmt -Check	9/28/2006	6466	DTE Energy	X	-352.19	-415.10
Bill Pmt -Check	9/28/2006	6465	Consumers Energy	X	-54,810.38	-55,225.48
Bill Pmt -Check	9/28/2006	6470	Priority Health	X	-370.42	-55,595.90
Bill Pmt -Check	9/28/2006	6467	Grand Rapids City ...	X	-3,576.93	-59,172.83
Bill Pmt -Check	9/28/2006	6468	ICMA Retirement C...	X	-271.40	-59,444.23
Bill Pmt -Check	9/28/2006	6469	ICMA Retirement C...	X	-50.00	-59,494.23
Check	9/29/2006	10142	Susan M. Waddell	X	-1,490.70	-60,984.93
Check	10/13/2006	10143	Susan M. Waddell	X	-826.11	-61,811.04
Check	10/13/2006	10143	Susan M. Waddell	X	-1,490.70	-63,301.74
Bill Pmt -Check	10/16/2006	6499	Grand Rapids City ...	X	-3,706.23	-67,007.97
Bill Pmt -Check	10/16/2006	6498	Gordon Food Servic...	X	-3,145.97	-70,153.94
Bill Pmt -Check	10/16/2006	6497	Feyen-Zylstra Inc	X	-3,702.63	-73,856.57
Bill Pmt -Check	10/16/2006	6496	Falcon Printing, Inc.	X	-465.00	-74,321.57
Bill Pmt -Check	10/16/2006	6495	Eastern Floral	X	-82.95	-74,404.52
Bill Pmt -Check	10/16/2006	6494	Dickinson Wright P...	X	-2,779.10	-77,183.62
Bill Pmt -Check	10/16/2006	6493	Consumers Energy	X	-68,091.50	-145,275.12
Bill Pmt -Check	10/16/2006	6492	Carlson Design	X	-300.00	-145,575.12
Bill Pmt -Check	10/16/2006	6500	Hobart Sales & Ser...	X	-7,795.37	-153,370.49
Bill Pmt -Check	10/16/2006	6501	ICMA Retirement C...	X	-542.80	-153,913.29
Bill Pmt -Check	10/16/2006	6502	ICMA Retirement C...	X	-100.00	-154,013.29
Bill Pmt -Check	10/16/2006	6503	IFMA	X	-368.00	-154,381.29
Bill Pmt -Check	10/16/2006	6504	Integra	X	-4,470.00	-158,851.29
Bill Pmt -Check	10/16/2006	6505	Kent Count Dept of ...	X	-19,918.87	-178,770.16
Bill Pmt -Check	10/16/2006	6506	Michigan Municipal ...	X	-19,887.00	-198,657.16
Bill Pmt -Check	10/16/2006	6507	Pioneer Distributing...	X	-5,397.00	-204,054.16
Bill Pmt -Check	10/16/2006	6508	Rapid Hot Coffee S...	X	-20.50	-204,074.66
Bill Pmt -Check	10/16/2006	6510	Sysco Grand Rapids	X	-674.03	-204,748.69
Bill Pmt -Check	10/16/2006	6511	Tele-Rad, Inc.	X	-2,423.97	-207,172.66
Bill Pmt -Check	10/16/2006	6512	Venue 1, Inc.	X	-75,473.94	-282,646.60
Check	10/27/2006	10147	Rich MacKeigan	X	-1,849.59	-284,496.19
Check	10/27/2006	10148	Rich MacKeigan	X	-1,595.67	-286,091.86
Check	10/27/2006	10146	Susan M. Waddell	X	-1,490.70	-287,582.56
Check	10/27/2006	10145	Rich MacKeigan	X	-868.01	-288,450.57
Check	10/27/2006	10144	Rich MacKeigan	X	-868.01	-289,318.58
Check	10/27/2006	10148	Rich MacKeigan	X	-553.45	-289,872.03
Check	10/27/2006	10147	Rich MacKeigan	X	-349.99	-290,222.02
Check	10/27/2006	10144	Rich MacKeigan	X	-186.22	-290,408.24
Check	10/27/2006	10146	Susan M. Waddell	X	-826.11	-291,234.35
Check	10/27/2006	10145	Rich MacKeigan	X	-186.22	-291,420.57
Bill Pmt -Check	10/28/2006	6513	Consumers Energy	X	-33,788.37	-325,208.94
Bill Pmt -Check	10/28/2006	6522	Seaman's Air Condi...	X	-356.33	-325,565.27
Bill Pmt -Check	10/28/2006	6521	Priority Health	X	-370.42	-325,935.69
Bill Pmt -Check	10/28/2006	6517	Hobart Sales & Ser...	X	-1,552.69	-327,488.38
Total Checks and Payments					-327,488.38	-327,488.38
Deposits and Credits - 165 Items						
Payment	9/14/2006	1803	Grand Action Com...	X	90,124.05	90,124.05
Deposit	9/29/2006			X	273.00	90,397.05
Deposit	9/29/2006			X	33.00	90,430.05
Deposit	9/29/2006			X	364.00	90,794.05
Deposit	9/29/2006			X	95.00	90,889.05
Deposit	9/29/2006			X	108.50	90,997.55
Deposit	9/29/2006			X	151.00	91,148.55
Deposit	9/30/2006			X	110.50	91,259.05
Deposit	9/30/2006			X	188.50	91,447.55
Deposit	9/30/2006			X	84.50	91,532.05
Deposit	9/30/2006			X	84.50	91,616.55
Deposit	9/30/2006			X	156.00	91,772.55
Deposit	9/30/2006			X	624.00	92,396.55
Deposit	9/30/2006			X	247.00	92,643.55
Deposit	10/1/2006			X	292.50	92,936.05
Deposit	10/1/2006			X	84.50	93,020.55

3:44 PM

Grand Rapids-Kent County Convention/Arena Authority

Reconciliation Detail

11/13/06

1050 · Operations - Cash, Period Ending 10/31/2006

Type	Date	Num	Name	Clr	Amount	Balance
Deposit	10/1/2006			X	91.00	93,111.55
Deposit	10/2/2006			X	26.00	93,137.55
Deposit	10/2/2006			X	288.00	93,425.55
Deposit	10/3/2006			X	54.00	93,479.55
Deposit	10/3/2006			X	534.50	94,014.05
Deposit	10/3/2006			X	234.00	94,248.05
Deposit	10/3/2006			X	476.00	94,724.05
Deposit	10/3/2006			X	5.00	94,729.05
Deposit	10/3/2006			X	227.00	94,956.05
Deposit	10/3/2006			X	614.00	95,570.05
Deposit	10/4/2006			X	167.00	95,737.05
Deposit	10/4/2006			X	452.00	96,189.05
Deposit	10/4/2006			X	822.00	97,011.05
Deposit	10/4/2006			X	433.00	97,444.05
Deposit	10/4/2006			X	128.00	97,572.05
Deposit	10/5/2006			X	251.00	97,823.05
Deposit	10/5/2006			X	74.00	97,897.05
Deposit	10/5/2006			X	5.00	97,902.05
Deposit	10/5/2006			X	136.00	98,038.05
Deposit	10/5/2006			X	332.50	98,370.55
Deposit	10/5/2006			X	754.00	99,124.55
Deposit	10/5/2006			X	287.00	99,411.55
Deposit	10/6/2006			X	53.00	99,464.55
Deposit	10/6/2006			X	244.50	99,709.05
Deposit	10/6/2006			X	586.50	100,295.55
Deposit	10/6/2006			X	317.50	100,613.05
Deposit	10/6/2006			X	110.50	100,723.55
Deposit	10/6/2006			X	11,522.00	112,245.55
Deposit	10/6/2006			X	58.00	112,303.55
Deposit	10/6/2006			X	440.50	112,744.05
Deposit	10/6/2006			X	55.00	112,799.05
Deposit	10/7/2006			X	266.50	113,065.55
Deposit	10/7/2006			X	117.00	113,182.55
Deposit	10/7/2006			X	500.50	113,683.05
Deposit	10/7/2006			X	247.00	113,930.05
Deposit	10/7/2006			X	286.00	114,216.05
Deposit	10/8/2006			X	45.50	114,261.55
Deposit	10/8/2006			X	97.50	114,359.05
Deposit	10/8/2006			X	39.00	114,398.05
Deposit	10/9/2006			X	52.00	114,450.05
Deposit	10/9/2006			X	627.00	115,077.05
Deposit	10/9/2006			X	80.00	115,157.05
Deposit	10/9/2006			X	911.50	116,068.55
Deposit	10/9/2006			X	455.00	116,523.55
Deposit	10/9/2006			X	250.00	116,773.55
Deposit	10/10/2006			X	687.00	117,460.55
Deposit	10/10/2006			X	1,574.00	119,034.55
Deposit	10/10/2006			X	364.00	119,398.55
Deposit	10/10/2006			X	39.00	119,437.55
Deposit	10/10/2006			X	534.50	119,972.05
Deposit	10/11/2006			X	586.50	120,558.55
Deposit	10/11/2006			X	846.00	121,404.55
Deposit	10/11/2006			X	6.50	121,411.05
Deposit	10/11/2006			X	365.00	121,776.05
Deposit	10/11/2006			X	45.50	121,821.55
Deposit	10/11/2006			X	1,340.00	123,161.55
Deposit	10/12/2006			X	56.00	123,217.55
Deposit	10/12/2006			X	251.50	123,469.05
Deposit	10/12/2006			X	648.00	124,117.05
Deposit	10/12/2006			X	501.00	124,618.05
Deposit	10/12/2006			X	469.50	125,087.55
Deposit	10/13/2006			X	169.00	125,256.55
Deposit	10/13/2006			X	170.00	125,426.55
Deposit	10/13/2006			X	130.00	125,556.55
Deposit	10/13/2006			X	341.00	125,897.55
Deposit	10/13/2006			X	378.00	126,275.55
Deposit	10/13/2006			X	3,459.31	129,734.86

3:44 PM

11/13/06

Grand Rapids-Kent County Convention/Arena Authority

Reconciliation Detail

1050 · Operations - Cash, Period Ending 10/31/2006

Type	Date	Num	Name	Clr	Amount	Balance
Deposit	10/13/2006			X	334.50	130,069.36
Deposit	10/14/2006			X	799.50	130,868.86
Deposit	10/14/2006			X	349.50	131,218.36
Deposit	10/14/2006			X	344.50	131,562.86
Deposit	10/14/2006			X	799.50	132,362.36
Deposit	10/16/2006			X	25.00	132,387.36
Deposit	10/16/2006			X	393.00	132,780.36
Deposit	10/16/2006			X	162.50	132,942.86
Deposit	10/16/2006			X	3.00	132,945.86
Deposit	10/16/2006			X	303.00	133,248.86
Deposit	10/16/2006			X	236.50	133,485.36
Deposit	10/16/2006			X	69.00	133,554.36
Deposit	10/17/2006			X	150.00	133,704.36
Deposit	10/17/2006			X	624.00	134,328.36
Deposit	10/17/2006			X	346.00	134,674.36
Deposit	10/17/2006			X	679.00	135,353.36
Deposit	10/17/2006			X	575.00	135,928.36
Deposit	10/18/2006			X	262.50	136,190.86
Deposit	10/18/2006			X	272.00	136,462.86
Deposit	10/18/2006			X	91.00	136,553.86
Deposit	10/18/2006			X	328.50	136,882.36
Deposit	10/18/2006			X	27.00	136,909.36
Deposit	10/18/2006			X	13.00	136,922.36
Deposit	10/19/2006			X	98.00	137,020.36
Deposit	10/19/2006			X	873.00	137,893.36
Deposit	10/19/2006			X	1,334.00	139,227.36
Deposit	10/19/2006			X	331.00	139,558.36
Deposit	10/19/2006			X	622.00	140,180.36
Deposit	10/19/2006			X	398.00	140,578.36
Deposit	10/20/2006			X	461.50	141,039.86
Deposit	10/20/2006			X	1,454.00	142,493.86
Deposit	10/20/2006			X	588.50	143,082.36
Deposit	10/20/2006			X	192.50	143,274.86
Deposit	10/20/2006			X	507.00	143,781.86
Deposit	10/20/2006			X	82.50	143,864.36
Deposit	10/20/2006			X	623.00	144,487.36
Deposit	10/21/2006			X	422.50	144,909.86
Deposit	10/21/2006			X	195.00	145,104.86
Deposit	10/21/2006			X	175.50	145,280.36
Deposit	10/21/2006			X	585.00	145,865.36
Deposit	10/21/2006			X	158.50	146,023.86
Deposit	10/22/2006			X	45.50	146,069.36
Deposit	10/22/2006			X	97.50	146,166.86
Deposit	10/22/2006			X	84.50	146,251.36
Deposit	10/22/2006			X	182.00	146,433.36
Deposit	10/23/2006			X	154.00	146,587.36
Deposit	10/23/2006			X	25.00	146,612.36
Deposit	10/23/2006			X	28.50	146,640.86
Deposit	10/23/2006			X	34.00	146,674.86
Deposit	10/23/2006			X	77.00	146,751.86
Deposit	10/24/2006			X	44.00	146,795.86
Deposit	10/24/2006			X	280.00	147,075.86
Deposit	10/24/2006			X	132.50	147,208.36
Deposit	10/24/2006			X	290.50	147,498.86
Deposit	10/24/2006			X	6,390.00	153,888.86
Deposit	10/24/2006			X	149.50	154,038.36
Deposit	10/25/2006			X	183.00	154,221.36
Deposit	10/25/2006			X	98.00	154,319.36
Deposit	10/25/2006			X	263.50	154,582.86
Deposit	10/25/2006			X	162.50	154,745.36
Deposit	10/25/2006			X	158.00	154,903.36
Deposit	10/26/2006			X	333.00	155,236.36
Deposit	10/26/2006			X	770.00	156,006.36
Deposit	10/26/2006			X	62.00	156,068.36
Deposit	10/26/2006			X	845.50	156,913.86
Deposit	10/26/2006			X	392.00	157,305.86
Deposit	10/27/2006			X	71.50	157,377.36

3:44 PM

11/13/06

Grand Rapids-Kent County Convention/Arena Authority Reconciliation Detail

1050 - Operations - Cash, Period Ending 10/31/2006

Type	Date	Num	Name	Clr	Amount	Balance
Deposit	10/27/2006			X	120.00	157,497.36
Deposit	10/27/2006			X	572.50	158,069.86
Deposit	10/27/2006			X	1,251.00	159,320.86
Deposit	10/27/2006			X	439.00	159,759.86
Deposit	10/28/2006			X	149.50	159,909.36
Deposit	10/28/2006			X	39.00	159,948.36
Deposit	10/28/2006			X	162.50	160,110.86
Deposit	10/28/2006			X	226.00	160,336.86
Deposit	10/28/2006			X	544.50	160,881.36
Deposit	10/28/2006			X	91.00	160,972.36
Deposit	10/29/2006			X	247.00	161,219.36
Deposit	10/29/2006			X	455.00	161,674.36
Deposit	10/29/2006			X	169.00	161,843.36
Deposit	10/30/2006			X	372.00	162,215.36
Deposit	10/30/2006			X	117.50	162,332.86
Total Deposits and Credits					162,332.86	162,332.86
Total Cleared Transactions					-165,155.52	-165,155.52
Cleared Balance					-165,155.52	371,684.82
Uncleared Transactions						
Checks and Payments - 8 items						
Bill Pmt -Check	4/28/2005	6112	Priority Health		-398.73	-398.73
Bill Pmt -Check	10/16/2006	6509	SMG Food & Bever...		-1,616.26	-2,014.99
Bill Pmt -Check	10/28/2006	6514	DTE Energy		-777.93	-2,792.92
Bill Pmt -Check	10/28/2006	6519	ICMA Retirement C...		-50.00	-2,842.92
Bill Pmt -Check	10/28/2006	6516	Grand Rapids City ...		-195.04	-3,037.96
Bill Pmt -Check	10/28/2006	6515	Gordon Food Servic...		-8,219.77	-11,257.73
Bill Pmt -Check	10/28/2006	6518	ICMA Retirement C...		-260.96	-11,518.69
Bill Pmt -Check	10/28/2006	6520	Pioneer Distributing...		-3,177.16	-14,695.85
Total Checks and Payments					-14,695.85	-14,695.85
Deposits and Credits - 5 items						
Sales Receipt	9/14/2006		Grand Action Com...		0.00	0.00
Deposit	10/31/2006				30.00	30.00
Deposit	10/31/2006				242.00	272.00
Deposit	10/31/2006				39.00	311.00
Deposit	10/31/2006				174.50	485.50
Total Deposits and Credits					485.50	485.50
Total Uncleared Transactions					-14,210.35	-14,210.35
Register Balance as of 10/31/2006					-179,365.87	357,474.47
New Transactions						
Checks and Payments - 5 items						
Bill Pmt -Check	11/7/2006	6523	SMG - Philadelphia		-229,259.00	-229,259.00
Check	11/10/2006	10149	Rich MacKeigan		-326.81	-229,585.81
Check	11/10/2006	10150	Susan M. Waddell		-847.23	-230,433.04
Check	11/10/2006	10149	Rich MacKeigan		-868.01	-231,301.05
Check	11/10/2006	10150	Susan M. Waddell		-1,480.14	-232,781.19
Total Checks and Payments					-232,781.19	-232,781.19

3:44 PM

11/13/06

Grand Rapids-Kent County Convention/Arena Authority Reconciliation Detail

1050 · Operations - Cash, Period Ending 10/31/2006

Type	Date	Num	Name	Clr	Amount	Balance
Deposits and Credits - 45 Items						
Deposit	11/1/2006				153.00	153.00
Deposit	11/1/2006				49.00	202.00
Deposit	11/1/2006				303.00	505.00
Deposit	11/1/2006				6.00	511.00
Deposit	11/1/2006				240.00	751.00
Deposit	11/1/2006				364.00	1,115.00
Deposit	11/2/2006				310.00	1,425.00
Deposit	11/2/2006				815.00	2,240.00
Deposit	11/2/2006				179.00	2,419.00
Deposit	11/2/2006				84.00	2,503.00
Deposit	11/2/2006				45.00	2,548.00
Deposit	11/3/2006				149.25	2,697.25
Deposit	11/3/2006				503.00	3,200.25
Deposit	11/3/2006				409.50	3,609.75
Deposit	11/3/2006				857.00	4,466.75
Deposit	11/3/2006				219.00	4,685.75
Deposit	11/3/2006				570.50	5,256.25
Deposit	11/4/2006				572.00	5,828.25
Deposit	11/4/2006				767.00	6,595.25
Deposit	11/4/2006				201.50	6,796.75
Deposit	11/4/2006				325.00	7,121.75
Deposit	11/4/2006				208.00	7,329.75
Deposit	11/5/2006				52.00	7,381.75
Deposit	11/5/2006				52.00	7,433.75
Deposit	11/5/2006				240.50	7,674.25
Deposit	11/5/2006				344.50	8,018.75
Deposit	11/5/2006				110.50	8,129.25
Deposit	11/5/2006				552.50	8,681.75
Deposit	11/5/2006				266.50	8,948.25
Deposit	11/6/2006				592.00	9,540.25
Deposit	11/6/2006				362.50	9,902.75
Deposit	11/6/2006				142.50	10,045.25
Deposit	11/6/2006				645.50	10,690.75
Deposit	11/6/2006				79.00	10,769.75
Deposit	11/7/2006				105.00	10,874.75
Deposit	11/7/2006				30.00	10,904.75
Deposit	11/7/2006				234.00	11,138.75
Deposit	11/7/2006				145.00	11,283.75
Deposit	11/7/2006				194.00	11,477.75
Deposit	11/7/2006				13,461.00	24,938.75
Deposit	11/7/2006				133.00	25,071.75
Deposit	11/8/2006				167.50	25,239.25
Deposit	11/8/2006				286.00	25,525.25
Deposit	11/8/2006				276.00	25,801.25
Deposit	11/8/2006				162.00	25,963.25
Total Deposits and Credits					25,963.25	25,963.25
Total New Transactions					-206,817.94	-206,817.94
Ending Balance					-386,183.81	150,656.53

1:49 PM

11/13/06

Grand Rapids-Kent County Convention/Arena Authority

Reconciliation Detail

1070 · Kent County - Operating, Period Ending 09/30/2006

Type	Date	Num	Name	Memo	Clr	Amount	Balance
Beginning Balance							18,305,890.12
Cleared Transactions							
Deposits and Credits - 2 items							
Deposit	9/1/2006			Interest	X	75,841.32	75,841.32
Transfer	9/13/2006			Funds Transfer	X	850,000.00	925,841.32
Total Deposits and Credits						925,841.32	925,841.32
Total Cleared Transactions						925,841.32	925,841.32
Cleared Balance						925,841.32	19,231,731.44
Register Balance as of 09/30/2006						925,841.32	19,231,731.44
Ending Balance						925,841.32	19,231,731.44

1RPT:
RUN: 10/17/06 13:11

COUNTY OF KENT

PAGE: 9

SERIES 2 FUND LEDGER

09/01/06 THROUGH 09/30/06
FUND : CAA-OPERATING
NUMBER: 0701 221 13913

DATE	TYPE	SOURCE	ADDITIONS	DEDUCTIONS	BALANCE	TIME POSTED	POSTED BY
09/01/06	3	APPINT	75,841.32		18,305,890.12		
09/14/06	10	-	850,000.00		18,381,731.44	09/22/06 13:28:38	knt102
					19,231,731.44	10/16/06 05:48:12	knt102

RECAP BY TYPE CODE

-----ADDITIONS-----		-----DEDUCTIONS-----		
TYPE	NO	AMOUNT	NO	AMOUNT
3	1	75,841.32	0	75,841.32 ✓
10	1	850,000.00	0	850,000.00 ✓
TOTAL		925,841.32		925,841.32
AVERAGE DAILY BALANCE				18,863,398.11

RECEIVED
10/24/06



Handwritten signature

Handwritten signature
11/13/06

9:12 AM

11/21/06

Accrual Basis

Grand Rapids-Kent County Convention/Arena Authority

Profit & Loss

July through October 2006

	<u>Jul - Oct 06</u>
Income	
4040 · Private Support	-90,872.66
4500 · Interest on Investments	228,770.76
4540 · Land Lease	34,566.00
4545 · Parking Revenues	169,610.75
Total Income	<u>342,074.85</u>
Expense	
6000 · Professional Services	28,540.84
6060 · Other Contractual Services	1,500.00
6068 · Parking Management	64,959.00
6100 · Other Supplies & Expenses	24,966.76
6200 · Capital Replacement Projects	514,431.16
6210 · F&B Repair & Maintenance	12,128.36
6300 · Utilities Expense	508,639.40
6600 · SMG Incentive Fees	229,259.00
8000 · Personal Services	33,010.15
Total Expense	<u>1,417,434.67</u>
Net Income	<u><u>-1,075,359.82</u></u>

Grand Rapids-Kent County Convention/Arena Authority
Profit & Loss by Fund
July through October 2006

	Admin & Capital Replacement (Operations)	TOTAL
Income		
4040 · Private Support	-90,872.66	-90,872.66
4500 · Interest on Investments	228,770.76	228,770.76
4540 · Land Lease	34,566.00	34,566.00
4545 · Parking Revenues	169,610.75	169,610.75
Total Income	342,074.85	342,074.85
Expense		
6000 · Professional Services		
6001 · Accounting/Auditing Services	14,002.32	14,002.32
6040 · Legal Services	14,538.52	14,538.52
Total 6000 · Professional Services	28,540.84	28,540.84
6060 · Other Contractual Services	1,500.00	1,500.00
6068 · Parking Management	64,959.00	64,959.00
6100 · Other Supplies & Expenses		
6010 · Bank Fees	9.00	9.00
6030 · Insurance-Property/Liability	19,196.86	19,196.86
6110 · Meeting Expense	49.48	49.48
6120 · Supplies	1,241.42	1,241.42
6140 · Printing and Binding	4,470.00	4,470.00
Total 6100 · Other Supplies & Expenses	24,966.76	24,966.76
6200 · Capital Replacement Projects	514,431.16	514,431.16
6210 · F&B Repair & Maintenance	12,128.36	12,128.36
6300 · Utilities Expense		
6301 · Electricity	330,785.54	330,785.54
6310 · Natural Gas	2,047.24	2,047.24
6320 · Steam	144,970.57	144,970.57
6330 · Telephone	3,588.39	3,588.39
6340 · Water & Sewer	27,247.66	27,247.66
Total 6300 · Utilities Expense	508,639.40	508,639.40
6600 · SMG Incentive Fees	229,259.00	229,259.00
8000 · Personal Services		
8001 · Employee Wages	25,764.87	25,764.87
8030 · Employee Benefits	7,245.28	7,245.28
Total 8000 · Personal Services	33,010.15	33,010.15
Total Expense	1,417,434.67	1,417,434.67
Net Income	-1,075,359.82	-1,075,359.82

9:15 AM

11/21/06

Accrual Basis

Grand Rapids-Kent County Convention/Arena Authority
Profit & Loss Budget vs. Actual
July through October 2006

	Jul - Oct 06	Budget	\$ Over Budget	% of Budget
Income				
4040 · Private Support	-90,872.66			
4500 · Interest on Investments	228,770.76	261,668.00	-32,897.24	87.4%
4540 · Land Lease	34,566.00	51,532.00	-16,966.00	67.1%
4545 · Parking Revenues	169,610.75	244,856.00	-75,245.25	69.3%
4550 · Miscellaneous Revenue	0.00	5,000.00	-5,000.00	0.0%
Total Income	342,074.85	563,056.00	-220,981.15	60.8%
Expense				
6000 · Professional Services				
6001 · Accounting/Auditing Services	14,002.32	8,668.00	5,334.32	161.5%
6040 · Legal Services	14,538.52	10,000.00	4,538.52	145.4%
Total 6000 · Professional Services	28,540.84	18,668.00	9,872.84	152.9%
6060 · Other Contractual Services	1,500.00	20,000.00	-18,500.00	7.5%
6065 · Pedestrian Safety	0.00	26,668.00	-26,668.00	0.0%
6068 · Parking Management	64,959.00	112,412.00	-47,453.00	57.8%
6100 · Other Supplies & Expenses				
6010 · Bank Fees	9.00			
6030 · Insurance-Property/Liability	19,196.86	6,668.00	12,528.86	287.9%
6110 · Meeting Expense	49.48	1,332.00	-1,282.52	3.7%
6120 · Supplies	1,241.42	3,332.00	-2,090.58	37.3%
6140 · Printing and Binding	4,470.00			
Total 6100 · Other Supplies & Expenses	24,966.76	11,332.00	13,634.76	220.3%
6200 · Capital Replacement Projects	514,431.16	362,000.00	152,431.16	142.1%
6210 · F&B Repair & Maintenance	12,128.36			
6300 · Utilities Expense				
6301 · Electricity	330,785.54	398,000.00	-67,214.46	83.1%
6310 · Natural Gas	2,047.24	6,000.00	-3,952.76	34.1%
6320 · Steam	144,970.57	369,832.00	-224,861.43	39.2%
6330 · Telephone	3,588.39			
6340 · Water & Sewer	27,247.66	4,128.00	23,119.66	660.1%
Total 6300 · Utilities Expense	508,639.40	777,960.00	-269,320.60	65.4%
6500 · DID Assessment	0.00	16,552.00	-16,552.00	0.0%
6600 · SMG Incentive Fees	229,259.00			
8000 · Personal Services				
8001 · Employee Wages	25,764.87	19,600.00	6,164.87	131.5%
8030 · Employee Benefits	7,245.28	7,024.00	221.28	103.2%
Total 8000 · Personal Services	33,010.15	26,624.00	6,386.15	124.0%
Total Expense	1,417,434.67	1,372,216.00	45,218.67	103.3%
Net Income	-1,075,359.82	-809,160.00	-266,199.82	132.9%

9:17 AM

11/21/06

Accrual Basis

Grand Rapids-Kent County Convention/Arena Authority
Profit & Loss Prev Year Comparison
July through October 2006

	Jul - Oct 06	Jul - Oct 05	\$ Change	% Change
Income				
4040 · Private Support	-90,872.66	0.00	-90,872.66	-100.0%
4500 · Interest on Investments	228,770.76	163,145.51	65,625.25	40.2%
4540 · Land Lease	34,566.00	46,088.00	-11,522.00	-25.0%
4545 · Parking Revenues	169,610.75	105,953.75	63,657.00	60.1%
4550 · Miscellaneous Revenue	0.00	23,900.00	-23,900.00	-100.0%
Total Income	342,074.85	339,087.26	2,987.59	0.9%
Expense				
6000 · Professional Services				
6001 · Accounting/Auditing Services	14,002.32	624.82	13,377.50	2,141.0%
6040 · Legal Services	14,538.52	821.50	13,717.02	1,669.8%
Total 6000 · Professional Services	28,540.84	1,446.32	27,094.52	1,873.3%
6060 · Other Contractual Services	1,500.00	0.00	1,500.00	100.0%
6065 · Pedestrian Safety	0.00	7,910.93	-7,910.93	-100.0%
6068 · Parking Management	64,959.00	45,007.40	19,951.60	44.3%
6100 · Other Supplies & Expenses				
6010 · Bank Fees	9.00	0.00	9.00	100.0%
6020 · Computer Services	0.00	249.95	-249.95	-100.0%
6030 · Insurance-Property/Liability	19,196.86	8,630.00	10,566.86	122.4%
6110 · Meeting Expense	49.48	1,397.08	-1,347.60	-98.5%
6120 · Supplies	1,241.42	481.80	759.62	157.7%
6140 · Printing and Binding	4,470.00	0.00	4,470.00	100.0%
Total 6100 · Other Supplies & Expenses	24,966.76	10,758.83	14,207.93	132.1%
6160 · Facility Repair and Maintenance	0.00	27,306.25	-27,306.25	-100.0%
6200 · Capital Replacement Projects	514,431.16	384,640.02	129,791.14	33.7%
6210 · F&B Repair & Maintenance	12,128.36	0.00	12,128.36	100.0%
6300 · Utilities Expense				
6301 · Electricity	330,785.54	325,157.45	5,628.09	1.7%
6310 · Natural Gas	2,047.24	3,658.81	-1,611.57	-44.1%
6320 · Steam	144,970.57	24,028.10	120,942.47	503.3%
6330 · Telephone	3,588.39	0.00	3,588.39	100.0%
6340 · Water & Sewer	27,247.66	31,274.73	-4,027.07	-12.9%
Total 6300 · Utilities Expense	508,639.40	384,119.09	124,520.31	32.4%
6600 · SMG Incentive Fees	229,259.00	194,533.00	34,726.00	17.9%
8000 · Personal Services				
8001 · Employee Wages	25,764.87	8,492.12	17,272.75	203.4%
8030 · Employee Benefits	7,245.28	6,022.24	1,223.04	20.3%
Total 8000 · Personal Services	33,010.15	14,514.36	18,495.79	127.4%
Total Expense	1,417,434.67	1,070,236.20	347,198.47	32.4%
Net Income	-1,075,359.82	-731,148.94	-344,210.88	-47.1%



BDO Seidman, LLP
Accountants and Consultants

99 Monroe Avenue NW, Suite 800
Grand Rapids, Michigan 49503-2654
Telephone: (616) 774-7000
Fax: (616) 776-3680

November 29, 2006

Board of Directors
Grand Rapids - Kent County
Convention/Arena Authority
300 Monroe Avenue NW
Grand Rapids, Michigan 49503

Dear Members of the Board:

We have audited the basic financial statements of the Grand Rapids - Kent County Convention/Arena Authority (the Authority) for the year ended June 30, 2006 and have issued our report thereon dated October 13, 2006. Professional standards require that we provide you with the following information related to our audit.

This information is intended solely for the use of the Board of Directors and management of the Authority and should not be used for any other purpose.

Very truly yours,

BDO Seidman, LLP



Grand Rapids - Kent County Convention/Arena Authority

Report to the Board of Directors
Year Ended June 30, 2006

Grand Rapids - Kent County Convention/Arena Authority

Report to the Board of Directors

Our Responsibility Under Generally Accepted Auditing Standards

As stated in our engagement letter dated September 24, 2006, our responsibility, as prescribed by professional standards, is to plan and perform our audit to obtain reasonable, but not absolute, assurance about whether the financial statements are free of material misstatements, whether caused by error or fraud. An audit in accordance with auditing standards generally accepted in the United States of America does not provide absolute assurance or guarantee the accuracy of the financial statements and is subject to the inherent risk that errors or fraud, if they exist, have not been detected.

Such standards also require that we obtain a sufficient understanding of the Grand Rapids - Kent County Convention/Arena Authority's (the Authority) internal control to plan the audit. However, such understanding is required for the purpose of determining our audit procedures and not to provide any assurance concerning such internal control.

As part of obtaining reasonable assurance about whether the financial statements are free of material misstatement, we performed tests of the Authority's compliance with certain provisions of laws, regulations, contracts and grant agreements, noncompliance with which could have a direct and material effect on the determination of financial statement amounts. However, the objective of our tests was not to provide an opinion on overall compliance with such provisions. While our audit provides a reasonable basis for our opinion, it does not provide a legal determination of the Authority's compliance with those requirements.

Our Responsibility for Other Information in Documents Containing Audited Financial Statements

Under professional standards, the auditor's responsibility for other information in documents containing the Authority's audited financial statements (e.g., Management's Discussion and Analysis) does not extend beyond the financial information identified in the financial statements, and the auditor is not required to perform procedures to corroborate such other information. However, in accordance with such standards, we have read the information in the Authority's financial statements and considered whether such information, or the manner of its presentation, was materially inconsistent with its presentation in the financial statements. Our responsibility also includes calling to management's attention any information that we believe is a material misstatement of fact. No such inconsistencies or misstatements came to our attention.

Grand Rapids - Kent County Convention/Arena Authority

Report to the Board of Directors

Significant Accounting Policies

Management has the responsibility for selection and use of appropriate accounting policies. In accordance with the terms of our engagement letter, we will advise management about the appropriateness of accounting policies and their application. The significant accounting policies used by the Authority are described in Note 1 to the financial statements. We noted no transactions entered into by the Authority during the year that were both significant and unusual, and of which, under professional standards, we are required to inform you, or transactions for which there is a lack of authoritative guidance.

Management Judgments and Accounting Estimates

Certain accounting estimates are particularly sensitive because of their significance to the financial statements and because of the possibility that future events affecting them may differ markedly from management's current judgments. We have made tests of management's estimates and deemed them to be appropriate.

Significant Audit Adjustments and Financial Statement Disclosures

For purposes of this letter, professional standards define a significant audit adjustment as a proposed correction of the financial statements that, in our judgment, may not have been detected except through our auditing procedures. The definition includes adjustments that were not recorded by the Authority because they are not material to the current financial statements but might be potentially material to future financial statements.

During our audit, no material audit adjustments were noted. However, we proposed one adjustment (see below) that was not made by management because it was not considered material.

Item #	Account Name and Adjustment Description	Debit	Credit
1	Land Lease Revenue	\$ 11,522	
	Beginning Net Assets		\$ 11,522
	<i>One extra month of land lease revenue was recognized during the year, which should have been recognized in the prior period.</i>		

Grand Rapids - Kent County Convention/Arena Authority

Report to the Board of Directors

Disagreements With Management

For purposes of this letter, professional standards define a disagreement with management as a matter, whether or not resolved to our satisfaction, concerning a financial accounting, reporting or auditing matter which could be significant to the Authority's financial statements or the audit report. We are pleased to report that no such disagreements arose during the course of our audit.

Consultations With Other Accountants

There may be circumstances where the Authority considers consulting with other accountants about accounting and auditing matters. We are not aware of any situation where this occurred during the period.

Major Issues Discussed With Management Prior to Our Retention

Prior to our being retained as auditor for the current fiscal year, there were no major accounting or other issues of concern discussed with management.

Difficulties Encountered in Performing the Audit

We are pleased to inform you that there were no significant delays encountered during the course of the audit. All records and information requested by BDO Seidman were freely available for inspection. Management and other personnel provided full cooperation.

Independence

We are not aware of any relationships between BDO Seidman and the Grand Rapids - Kent County Convention/Arena Authority that, in our professional judgment, may reasonably be thought to bear on our independence.



BDO Seidman, LLP
Accountants and Consultants

99 Monroe Avenue NW, Suite 800
Grand Rapids, Michigan 49503-2654
Telephone: (616) 774-7000
Fax: (616) 776-3680

October 13, 2006

Members of the Grand Rapids - Kent County
Convention/Arena Authority
Grand Rapids, Michigan

Dear Members of the Board:

We have audited the basic financial statements of the Grand Rapids - Kent County Convention/Arena Authority (the Authority) as of and for the year ended June 30, 2006, and have issued our report thereon dated October 13, 2006. In planning and performing our audit, we considered the Authority's internal controls in order to determine our auditing procedures for the purpose of expressing our opinion on the financial statements and not to provide assurance on the internal controls.

During our audit, we noted certain matters involving accounting procedures and business practices that are presented for your consideration. These comments and recommendations, all of which have been discussed with the appropriate members of management, are intended to improve financial reporting practices or result in operating efficiencies.

We would be happy to further discuss our recommendations with you and provide whatever assistance you deem appropriate to implement these recommendations.

We appreciate the cooperation of the Authority's staff that our personnel received during the audit.

This memorandum is intended solely for the information and use of the Board of Directors, management and others within the Authority.

Very truly yours,

BDO Seidman, LLP



Grand Rapids - Kent County Convention/Arena Authority

Memorandum of Recommendations
Year Ended June 30, 2006

Grand Rapids - Kent County Convention/Arena Authority

Memorandum of Recommendations

Social Security Number Privacy Act

The State of Michigan enacted Public Act 454, *Social Security Privacy Act*, which was effective March 1, 2005. This law places certain restrictions on the use of employees' social security numbers. With limited exceptions, the Authority is prohibited from displaying more than the last four digits of employees' social security numbers. The Authority does not have a policy limiting the use of employees' social security numbers.

Recommendation

Review the new law and implement a policy to ensure that the Authority is in compliance with this State law. The new policy should be communicated to all employees and monitored to ensure compliance.

Investment Policy

The Authority had funds invested in corporate bonds during the year. Public Act 20 of 1943 specifies the types of investments that are allowable for the Authority. Investments may be in obligations of the U.S. Treasury and related government agencies, commercial paper rated prime and maturing within 270 days, bankers' acceptances, repurchase agreements, obligations of the state of Michigan or any of its political subdivisions rated investment grade and mutual funds composed of the types of investment vehicles named previously.

Recommendation

Monitor the Authority's investments to ensure that they are in compliance with all applicable statutory requirements. In addition, all agents of the Authority who have responsibility for investing the Authority's funds should review the policy and only invest in those funds allowed by the law.

Grand Rapids - Kent County Convention/Arena Authority

Memorandum of Recommendations

New Pronouncements

There are several new pronouncements that have been issued by the Governmental Accounting Standards Board (GASB) that could affect future financial reports issued by the Authority. A brief summary of these new pronouncements is listed below:

GASB Statement No. 46, *Net Assets Restricted by Enabling Legislation* is to help governments determine when net assets are restricted by enabling legislation and how to report them in the financial statements. This will be effective for the Authority for the year ending June 30, 2007.

GASB Statement No. 47, *Accounting for Termination Benefits* contains guidance on reporting benefits paid to employees who terminate employment. For financial statements prepared on the accrual basis, a liability should be recognized for *voluntary* termination benefits when the offer is accepted and the amount can be estimated. A liability should be recognized for *involuntary* termination benefits when a plan of termination has been approved, communicated to the employees and the amount can be estimated. This will be effective for the Authority for the year ending June 30, 2007.

Recommendation

Review the new pronouncements to determine changes necessary to ensure that the Authority is in compliance with applicable financial statement and note disclosures.



Memorandum

To: CAA Board Chairman, Steven R. Heacock

From: Robert J. White, Kent County Fiscal Service Director *RJW*

Re: Convention/Arena Authority
Analysis of Current Financial Position

Date: November 21, 2006

The attached two-page report provides a summary (cliff notes) of the financial position of the Convention/Arena Authority. The summary includes a recitation of Revenues, Expenses, and Changes in Net Assets (Unrestricted) for the year ended June 30, 2005 (FY 2005), comparable status at intervals for the Fiscal Year ended June 30, 2006 (FY 2006) and the current status of the Fiscal Year 2007 budget. The term "Net Assets (Unrestricted)" excludes capital assets which are not deemed available to support ongoing operations.

The FY 2007 budget, as adopted, provided for a draw of \$1.76 million from Net Assets (Unrestricted). This "draw" will be significantly reduced by additional revenue increases (over original budget estimates) in the categories of Facilities-SMG, Parking and Investment Income. In addition, the current year (FY 2007) capital budget of \$3.18 million includes a one-time Fiscal Year 2006 capital carryover appropriation of \$2,089,230. The long-range capital replacement schedule, included in the Fiscal Year 2007 budget request memorandum (July 20, 2006), forecasted a Fiscal Year 2008 capital replacement requirement of \$829,600.

It would appear that the Convention/Arena Authority should be able to maintain its "Net Assets (Unrestricted)" balance for the next several years. The long-range capital repair/replacement forecast suggested a need to substantially increase funding in Fiscal Years 2012 and thereafter. The long-range capital repair/replacement forecast will be updated as part of the Fiscal Year 2008 budget cycle.



Van Andel Arena®
130 Fulton West
Grand Rapids, MI 49503-2601
616.742.6600
Fax 616.742.6197

DEVOS PLACE

DeVos Place®
303 Monroe Ave. NW
Grand Rapids, MI 49503-2233
616.742.6500
Fax 616.742.6590



**Grand Rapids- Kent County
Convention/Arena Authority
Consolidated Statement of Revenues, Expenses and Changes
in Net Assets (Unrestricted)
November 9, 2006**

	FY2005		FY2006		FY2007	
	Audit	Original Budget	Estimate	Audit	Budget	
Operating Revenues:						
Facilities-SMG	\$ 8,684,919	\$ 8,521,300	\$ 9,393,603	\$ 9,374,417	\$ 9,542,320	
Parking	704,523	651,696	884,106	926,594	889,166	
	<u>9,389,442</u>	<u>9,172,996</u>	<u>10,277,709</u>	<u>10,301,011</u>	<u>10,431,486</u>	
Operating Expenses:						
Facility Operations	8,157,412	8,212,614	8,908,194	8,999,972	9,119,615	
Major Repair/Replacements	93,682	524,979 ⁽¹⁾	524,979	524,979	-	
Administration	212,292	212,009	255,065	257,152	279,529	
Parking	216,810	341,900	300,481	312,297	337,232	
Pedestrian Safety	71,810	76,602	75,000	84,793	80,000	
	<u>8,752,006</u>	<u>9,368,104</u>	<u>10,063,719</u>	<u>10,179,193</u>	<u>9,816,376</u>	
Operating Income (Loss)	637,436	(195,108)	213,990	121,818	615,110	
Non-Operating Revenues:						
Investment Income/Miscellaneous	80,673	724,342	889,042	734,193	800,000	
Transfer (to) from Capital Acct.	15,683,074	(4,043,821)	(1,906,467)	(1,583,867)	(3,175,230) ⁽²⁾	
	<u>16,401,183</u>	<u>(3,514,587)</u>	<u>(803,435)</u>	<u>(727,856)</u>	<u>(1,760,120)</u>	
Net Assets (Unrestricted) Beg. of Yr.	5,171,028	21,572,211	21,572,211	21,572,211	20,844,355	
Net Assets (Unrestricted) End of Yr.	<u>\$21,572,211</u>	<u>\$ 18,057,624</u>	<u>\$20,768,776</u>	<u>\$20,844,355</u>	<u>\$ 19,084,235</u>	

Notes:

(1) Monies originally budgeted/estimated in "Transfer (to) from Capital Account" moved to Operating Expense line. Items Major Repair/Replacement did not meet definition for capitalization.

(2) FY 2006 carryover estimated at \$2,089,230. Actual carryover of \$1,658,600 plus FY 2007 new capital of \$1,086,000 equals revised estimated of \$2,744,600.

**Grand Rapids - Kent County
Convention/Arena Authority
Administration Expenses - Detail**

<u>Line Item</u>	<u>FY2005</u>	<u>FY2006</u>			<u>FY2007</u>
	<u>Audit</u>	<u>Original Budget</u>	<u>Estimate</u>	<u>Audit</u>	<u>Budget</u>
Wages	\$ 55,207	\$ 56,509	\$ 56,541	\$ 33,142	\$ 58,803
Benefits	17,189	17,566	18,993	18,841	21,067
Accounting/Audit	43,955	38,200	73,000	83,303	26,000
Legal Services	15,027	30,000	20,000	35,769	30,000
DID Assessment	46,154	47,034	47,034	47,034	49,659 ⁽¹⁾
Insurance	19,830	20,800	19,000	16,730	20,000
Consultants/Marketing	12,176	-	16,497	16,823	60,000 ⁽²⁾
Meeting/Supplies/Misc.	2,754	1,900	4,000	5,510	14,000
	<u>\$212,292</u>	<u>\$212,009</u>	<u>\$255,065</u>	<u>\$257,152</u>	<u>\$279,529</u>

Notes:

(1)Downtown Improvement District special assessment contribution from CAA based on benefit allocation formula.

(2)FY 2006 expenses included consultants retained to assist in negotiation of new facility management and concession agreements.
FY2007 budget recommendation anticipates continuing requirement for consulting assistance and an allowance for marketing activities not fully defined at this time.

**VAN ANDEL ARENA
FOOD & BEVERAGE REVENUE & COMMISSIONS
FOR MONTH ENDED OCTOBER 31, 2006**

MONTH	October Actual	October Budget	October Prior Year
Concession Events	17	18	9
Gross Concessions Revenue	315,152	339,000	291,494
Less: Concessionaire Share	(148,121)	(159,330)	(147,444)
Less: Griffins/Rampage Share	(19,993)	(33,000)	(23,685)
Total Net Concessions to Arena	147,038	146,670	120,365
Gross Catering Revenue	69,492	94,000	51,048
Less: Concessionaire Share	(55,941)	(75,673)	(42,467)
Less: Griffins/Rampage Share	(2,525)	(4,563)	(2,148)
Total Net Catering to Arena	11,026	13,764	6,433
Total SMGFB Payment to Arena	158,064	160,434	126,798
Less: Branded Sales Commissions	(2,008)		
Net Food & Beverage Revenue	156,056	160,434	126,798

YEAR TO DATE	YTD 2007 Actual	YTD 2007 Budget	YTD 2007 Prior Year
Concession Events	25	28	25
Gross Concessions Revenue	530,928	591,500	591,569
Less: Concessionaire Share	(249,536)	(278,005)	(299,306)
Less: Griffins/Rampage Share	(19,993)	(33,000)	(23,685)
Total Net Concessions to Arena	261,399	280,495	268,578
Gross Catering Revenue	135,228	138,500	122,326
Less: Concessionaire Share	(105,619)	(111,496)	(101,377)
Less: Griffins/Rampage Share	(2,525)	(4,563)	(2,148)
Total Net Catering to Arena	27,084	22,441	18,801
Total SMGFB Payment to Arena	288,483	302,936	287,379
Less: Branded Sales Commissions	(3,513)		
Net Food & Beverage Revenue	284,970	302,936	287,379

MONTHLY EVENTS - PER CAP COMPARISON

	Previous Visit	Current Year	Percentage Change
Ringling Brothers - 7 Shows	\$2.86	\$2.92	2.10%
Griffins - 8 Games	\$5.44	\$5.13	-5.70%
Detroit Pistons	\$5.63	\$5.90	4.80%
Def Leppard / Journey	\$9.15	\$9.58	4.70%

Please note: Griffins per cap compares first 6 games of both last season and current season.

Memorandum

To: Grand Rapids-Kent County Convention Arena Authority
From: Richard MacKeigan – CAA Executive Director
Dates: November 17, 2006
Re: Sports Commission Funding

I have received a request from Roger Morgan on behalf of the Kent County Board of Commissioners (see attached) to provide funding for a Sports Commission. The request outlines some of the benefits that they see for CAA venues as well as the West Michigan community overall. The request is for a commitment of \$25,000 annually.

Discussions regarding a sports commission have been on and off for a few years now, but under the leadership of Roger Morgan and Peter Secchia, the county and a few key private sector donors are taking a leadership role in an effort to making it a reality. The impact the Sport Commission will have could be significant; however, CAA venues would not be the principle benefactors; rather, the non-downtown community facilities and fields, restaurants, hotels and service sector businesses. I do anticipate some benefit to CAA facilities, but not to the degree of other community assets. For this reason, a request for \$25,000 towards an overall budget of approximately \$400,000 is a reasonable one. Funding at a higher level, would be beyond my expected return. This would be an investment.

While the opportunities the sports commission will provide our community could have a modest direct impact on our facilities, they could have a significant impact on the hotel/motel tax revenue the county receives which in turn benefits the CAA venues to provide for bond retirement.

I would like to request the CAA approve a pledge of \$25,000 for this current fiscal year and that we place a marker in our budget moving forward. There are currently funds available within our current year's budget to accommodate this request. I would recommend the funding for the Sport Commission to be contractual in nature and for the CAA to require our funds to be allocated towards efforts specifically designed to benefit CAA venues. While the funds would be turned over in advance lump sum, the CAA would receive quarterly reports on the efforts of the CAA with appropriate documentation demonstrating how the funds were spent. The money would be contingent upon the Sports Commission becoming a reality; it would be a pledge until the Sports Commission is formed and an agreement is signed between the two entities. Initial conversations with the County indicate such an arrangement would be agreeable.

Should the CAA approve this request, I will work with Dick Wendt to structure a formal agreement between CAA and the Sports Commission. As always, I am available should you have any questions, comments or concerns.

BOARD CHAIR
Roger Morgan

BOARD VICE CHAIR November 7, 2006
Daniel Koorndyk

COMMITTEE CHAIRS

Finance:
Daniel Koorndyk

Legislative:
Dean Agee

MEMBERS
Jack Boelema
Dick Bulkowski
Marvin Hiddema
Jack Horton
Nadine Klein
Harold Mast
Paul Mayhue
David Morren
Tom Postmus
Gary Rolls
Arthur Tanis
Dick Vander Molen
James Vaughn
Theodore Vonk
Harold Voorhees
Fritz Wahlfield

*See, please include to
memo in packet.
W.S.*



BOARD OF COUNTY COMMISSIONERS

300 Monroe Avenue N.W.
Grand Rapids, Michigan 49503
Administrative Office (616) 632-7580
Fax (616) 632-7585
www.accesskent.com

Rich MacKeigan, Director
Grand Rapids-Kent County Convention/Arena Authority
303 Monroe NW
Grand Rapids, MI 49503

Dear Rich:

As you know, in July of this year I established a Subcommittee of the Kent County Board of Commissioners to provide a recommendation regarding the creation of a West Michigan Sports Commission (WMSC). Since that time, the Subcommittee studied potential roles of a sports commission and how creating a commission may impact Kent County and West Michigan.

Recently, the Subcommittee reported its findings to the community at a stakeholder/interested party update. One of the key findings is that for a sports commission to be successful, it is essential that it have broad based community support from many sectors including, but not limited to, private & corporate businesses, the public sector, and non-profit organizations.

The Subcommittee has identified the Grand Rapids-Kent County Convention/Arena Authority (CAA) Board as a significant stakeholder in this endeavor due to its governance of the VanAndel Arena and DeVos Place. To that point, the Subcommittee is requesting an opportunity to share its findings with the CAA Board with the understanding that the CAA Board be requested to provide a \$25,000 annual appropriation to support the operation of the WMSC.

For your information, concurrent to the CAA request, the Sports Commission Subcommittee is seeking other funding to support the WMSC which includes:

- Formal approval from the County Board of Commissioners for a \$200,000 annual appropriation for five years
- An annual appropriation from the Grand Rapids/Kent County CVB
- An annual contribution from the private sector of at least \$100,000

If you have any questions regarding this request and to schedule the presentation, please contact Wayman Britt, Assistant County Administrator at (616) 632-7577.

Sincerely,

Roger Morgan, Chair
Kent County Board of Commissioners

Memorandum

To: Grand Rapids-Kent County Convention Arena Authority
From: Richard MacKeigan – CAA Executive Director
Dates: November 25, 2006
Re: Project Homeless Facility Use

Mayor Heartwell and the City of Grand Rapids have requested the use of the VanAndel Arena for an event called Project Homeless. The event is scheduled for January 25, 2007 and would run from 10 am to 3 pm. The arena is available and I do not foresee another possible user requesting the date. They anticipate anywhere between 500-1000 people attending.

This is a national "best practice" model which involves a one day event to provide services and resources for persons who are homeless in our community, and also provides an opportunity for other community citizens to volunteer to help during that day. Ideally this would be housed at one central site, linking people to benefits and services to help lead them on the path to permanent housing and stability. There will also be a meal served as well as a number of informational exhibits for those who are dealing with homelessness.

Within the SMG Management contract, the CAA, City and County have the ability to use DeVos Place and/or VanAndel Arena rent free up to \$25,000/ year provided the use does not limit SMG from renting the space (see attached).

I would like to request the CAA approve this use of the facility as it is within the parameters set aside within the SMG management agreement.

All expenses would still be the responsibility of the event; however, I anticipate expenses to be minimal, if any, as all services and goods are being donated. The City will look to enlist the assistance of the Police Department to assist with security.

Should the CAA approve this request, SMG will work with the Mayor's office and Salvation Army (who is facilitating the event) to execute a facility use contract and assure appropriate insurance coverage is in place. As always, I am available should you have any questions, comments or concerns; as is Mayor Heartwell.

MANAGEMENT AGREEMENT
between the
GRAND RAPIDS-KENT COUNTY
CONVENTION/ARENA AUTHORITY
and
SMG
Dated as of July 1, 2006

ARTICLE XIII
MISCELLANEOUS


Section 13.1. Use of the Facilities at Direction of the County, the City or the Authority.

(a) The County, the City and the Authority shall have the right to use either Facility or any part thereof, upon reasonable advance notice and subject to availability, for such purposes as meetings, seminars, training classes or other uses without the payment of any rental or use fee except that direct out-of-pocket expenses incurred in connection with such uses shall be paid by the County, the City or the Authority, as the case may be.

(b) The County, the City and the Authority shall not schedule use of either Facility pursuant to subsection (a) above if such use will conflict with paying events booked by SMG and shall in all instances be subordinate thereto in terms of priority of use of either Facility, provided, however, that the County, the City and the Authority shall not be subordinate with respect to any competing use which is first scheduled within the 21 day period immediately preceding the scheduled use of the County, the City or the Authority. If either of the Facilities are to be used at the County's, the City's or the Authority's request or by the County, the City or the Authority pursuant to subparagraph (a) above, a normal rent or use fee which otherwise would be chargeable for such event shall be deemed to have been paid, and any such deemed payments which exceed the amount of \$25,000 in any Fiscal Year shall constitute Operating Revenues for the respective Facility for the purpose of calculating SMG's incentive fee pursuant to Section 4.2 hereof.

VAN ANDEL ARENA® WEEKLY

Item VI

DATE	EVENT	EC	MOD	ROOM	TIME	FUNCTION
Wed, Nov 22	Available					
Thur, Nov 23	Closed – Thanksgiving Day 					
Fri, Nov 24	Griffins vs Chicago	AH	JIM	Arena	10A-12:30P 6:00 PM 7P-9:30P 9:30P-10P	Teams practice Doors Hockey game Post-game skate
Sat, Nov 25	Martina McBride	GC	JIM	Arena	6:30 PM 7:30 PM	Doors Performance
	Grand Rapids Home for Veterans	AC		Banquet B	5P-7P	Banquet
	Martina McBride	AC		Banquet C/D	6:30A-9:30P	Backstage catering
Sun, Nov 26	Available					
Mon, Nov 27	Available					
Tue, Nov 28	Available					
Wed, Nov 29	Griffins vs Hamilton	AH	LYNNE	Arena	10A-12:30P 6:00 PM 7P-9:30P	Teams practice Doors Hockey game
Thur, Nov 30	Available					
Fri, Dec 1	Griffins vs Rochester	AH	TODD	Arena	10A-12:30P 5:30 PM 6:30P-9P 9P-9:30P 9:30P-10:15P	Teams practice Doors Hockey game Post-game autographs Calvin vs. Hope hockey game
	Griffins	AC		Banquet B	5:30P-6:30P	Group giveaways
	Five Star Lakeshore	AC		Banquet C	5P-6:30P	Banquet
Sat, Dec 2	Griffins vs Rochester	AH	TODD	Arena	10A-12:30P 3:00 PM 3:30P-4:30P 6:00 PM 7P-9:30P	Teams practice Doors High school hockey game Doors Hockey game
	Griffins	AC		Banquet A	5:20P-5:45P	Drake Bell Meet-N-Greet
	Grandville Hockey	AC		Banquet B/C	4:30P-7P	Banquet
	CDL	AC		Banquet D	5P-7P	Banquet
Sun, Dec 3	Available					
Mon, Dec 4	Available					
Tue, Dec 5	The Who	AH	CHRIS	Arena	7:30 PM	Performance
	The Who	AC		Banquet C/D	6:30A-9:30P	Backstage catering
Wed, Dec 6	Available					
Thur, Dec 7	Grand Valley State University	AH		Arena	1:00 PM	Load-in
Fri, Dec 8	Griffins vs Toronto	AH	ROD	Arena	10A-12:30P 6:00 PM 7P-9:30P	Teams practice Doors Hockey game
Sat, Dec 9	Grand Valley State University	GC	TODD	Arena	8:00 AM	Commencement ceremony
Sun, Dec 10	Trans Siberian Orchestra	GC	CHRIS	Arena	3:00 PM 7:30 PM	Performance Performance
	Trans Siberian Orchestra	AC		Banquet C/D	6:30A-9:30P	Backstage catering
	Citadel (WLAV)	AC		Banquet A	5P-7:30P	Banquet
Mon, Dec 11	Cheetah Girls	AH	JIM	Arena	7:00 PM	Performance
	Cheetah Girls	AC		Banquet B	6P-10P	Parent's room
	Cheetah Girls	AC		Banquet C/D	6:30A-9:30P	Backstage catering
Tue, Dec 12	Available					
Wed, Dec 13	Available					

Thur, Dec 14	Available					
Fri, Dec 15	Griffins vs Milwaukee	GC	JIM	Arena	10A-12:30P 6:00 PM 7P-9:30P	Teams practice Doors Hockey game
Sat, Dec 16	Available					
Sun, Dec 17	Available					
Mon, Dec 18	Available					
Tue, Dec 19	Available					
Wed, Dec 20	Griffins vs Iowa Stars	GC	JIM	Arena	10A-12:30P 6:00 PM 7P-9:30P 9:30P-10P	Teams practice Doors Hockey game Post-game autographs
Thur, Dec 21	Available					
Fri, Dec 22	Available					
Sat, Dec 23	Available					
Sun, Dec 24	Available					

DEVOS-PLACE

WEEKLY - 2006

TUES. NOV 21	BTG- ANNIE	DEVOS HALL / LYON DOCK DEVOS HALL	8:00AM-4:00PM 7:30PM-10:00PM	MOVE IN PERFORMANCE	AK	
	AMWAY HOTEL	MICHIGAN DOCK	ALL DAY	FREEZER DOCK ON MICHIGAN DOCKS		
	GRSO - REHEARSAL	RECITAL HALL	10:00AM-2:00PM	ANNIE REHEARSAL	AK	
WED. NOV 22	MEL TROTTER MINISTRIES THANKSGIVING BANQUET	BALL A-D G E-F	7:30AM 8:45AM 1:00PM 4:00PM	CLIENT ARRIVE / TABLE SETUP VOLUNTEER ARRIVAL DEPARTURE HOT BOXES TO KITCHEN	KR	
	AMWAY HOTEL	MICHIGAN DOCK	ALL DAY	FREEZER DOCK ON MICHIGAN DOCKS		
	BTG- ANNIE	DEVOS HALL	2:00PM-4:30PM 7:30PM-10:00PM	1 ST PERFORMANCE 2 ND PERFORMANCE	AK	
THURS. NOV 23	OFFICE CLOSED-THANKSGIVING					
	MEL TROTTER MINISTRIES THANKSGIVING BANQUET	GG F GG E BALL A-D	6:00AM ALL DAY 10:00AM-1:30PM 10:30AM 11:00AM 11:10AM 12:00PM 1:30PM-3:30PM	CLIENT & CHEF ARRIVAL PRAYER ROOM CHILD CARE ROOM DOORS PROGRAM BEGINS BAND LUNCH CLEANUP	KR	EST. ATTENDANCE: 1500
	AMWAY HOTEL	MICHIGAN DOCK	ALL DAY	FREEZER DOCK ON MICHIGAN DOCKS		
	BTG- ANNIE	DEVOS HALL	7:30PM-10:00PM	PERFORMANCE	AK	
FRI. NOV 24	OFFICE CLOSED-THANKSGIVING					
	AMWAY HOTEL	MICHIGAN DOCK	ALL DAY	FREEZER DOCK ON MICHIGAN DOCKS		
	BTG- ANNIE	DEVOS HALL	8:00PM-10:30PM	PERFORMANCE	AK	

EH A-C = Exhibit Halls A-C
DV = DeVos Performance Hall
BALL A-D = Ballroom A-D

G A-F = Grand Gallery Meeting Rooms A-F
O A-H = Overlook Meeting Rooms A-H
GG = Grand Gallery Area
RO A-F = River Overlook A-F
MON A-D = Monroe Meeting Rooms

DEVOSPLACE

WEEKLY - 2006

SAT. NOV 25	BTG- ANNIE	DEVOS HALL	2:00PM-4:30PM 8:00PM-10:30PM	1 ST PERFORMANCE 2 ND PERFORMANCE	AK	
SUN. NOV 26	BTG- ANNIE	DEVOS HALL DEVOS HALL / LYON DOCK	3:00PM-5:30PM 5:30PM-9:30PM	PERFORMANCE MOVE OUT	AK	
MON. NOV 27	MI FARM BUREAU	BALL SHOW OFFICE GERALD R. FORD	8:00AM 12:00PM-2:30PM	VEHICLE ARRIVAL PRESS ROOM SETUP BY CLIENT PRECON MEETING @ AMWAY	MJ	
TUES. NOV 28	MI FARM BUREAU	SECCHIA LOBBY, BALL A-D BALL SHOW OFFICE BOARDROOM SECCHIA LOBBY BOARDROOM BALL P-FUNC BALL B-D MON A-D	8:00AM 9:00AM 8:00AM-6:00PM ALL DAY ALL DAY ALL DAY 12:30PM 5:15PM-6:15PM 6:30PM-10:00PM 8:00AM-10:00PM	CLIENT ARRIVAL IA SETUP SETUP PRESS ROOM COMMITTEE MEETING DELEGATE REGISTRATION LUNCH MEMBER REGISTRATION BANQUET MEETING	MJ	EST. ATTENDANCE: 1000
WED. NOV 29	MI FARM BUREAU	WELSH LOBBY BALL SHOW OFFICE SECCHIA LOBBY BALL A-D O A-H, RO A-F, GG A-F EH B BALL B-D RO A MON B-C	6:00AM 7:00AM-12:00PM ALL DAY ALL DAY 7:00AM-12:45PM ALL DAY 1:30PM-4:00PM 5:30PM-9:00PM 8:00PM-9:00PM 8:00AM-10:00AM	CLIENT ARRIVAL KOFFEE KLATCHERIA PRESS ROOM DELEGATE REGISTRATION MEETINGS / SESSIONS MEETINGS PROJECT RED SETUP YOUNG FARMER RECEPTION YOUNG FARMER MEETING MEETING	MJ	EST. ATTENDANCE: 1000
THURS. NOV 30	MI FARM BUREAU	SECCHIA LOBBY BALL SHOW OFFICE WELSH LOBBY GG A-B EH A EH B	6:30AM 6:45AM-ALL DAY ALL DAY 7:00AM-ALL DAY 9:00AM 8:00AM-4:00PM 9:00AM-2:30PM	CLIENT ARRIVAL DELEGATE REGISTRATION PRESS ROOM KOFFEE KLATCHERIA PROJECT RED REGISTRATION HOLDING AREA FOR KIDS PROJECT RED EXHIBITS	MJ	EST. ATTENDANCE: 1000

G A-F = Grand Gallery Meeting Rooms A-F
O A-H = Overlook Meeting Rooms A-H
GG = Grand Gallery Area
RO A-F = River Overlook A-F
MON A-D = Monroe Meeting Rooms

EH A-C = Exhibit Halls A-C
DV = DeVos Performance Hall
BALL A-D = Ballroom A-D

DEVOSPLACE

WEEKLY - 2006

		BALL A-D WEST GG WEST GG EH B SECCHIA LOBBY SECCHIA LOBBY SECCHIA LOBBY BALL B-D	9:15AM-2:15PM 12:00PM-6:30PM 1:15PM-2:00PM 2:30PM-3:30PM 2:30PM-3:30PM 5:15PM-6:15PM 6:00PM-8:00PM 6:45PM-9:30PM	SESSIONS / MEETINGS SILENT AUCTION ICE CREAM SOCIAL LOAD OUT TASTE OF MI LOAD-IN TASTE OF MICHIGAN TASTE OF MI LOAD-OUT ANNUAL BANQUET		
	MESSIAH	DEVOS HALL / LYON DOCK DEVOS HALL	9:00AM-1:00PM 4:30PM-6:30PM 7:00PM-10:00PM	MOVE IN PIANO TUNING REHEARSAL	AK	
FRI. DEC 1	MESSIAH	DEVOS HALL	4:30PM-6:30PM 6:00PM 7:30PM-10:00PM	PIANO TUNING OUTSIDE DOORS OPEN PERFORMANCE	AK	EST. ATTENDANCE: 3000 OVER 2 SHOWS
	MI FARM BUREAU	BALL B-D SECCHIA LOBBY BALL SHOW OFFICE BOARDROOM WELSH LOBBY BALL A	6:30AM 7:00AM-8:00AM 7:00AM-12:30PM 7:00AM-12:30PM 7:00AM-12:30PM 8:30AM-12:30PM	CLIENT ARRIVAL BREAKFAST DELEGATE REGISTRATION PRESS ROOM COMMITTEE MEETING KOFFEE KLATCHETERIA DELEGATE SESSION	MJ	EST. ATTENDANCE: 1000
	STORESONLINE INTERNATIONAL	MON A-D	7:00AM-9:00PM	MEETING		
	AMWAY HOTEL	MICHIGAN DOCK	ALL DAY	FREEZER DOCK ON MICHIGAN DOCKS		
SAT. DEC 2	MESSIAH	DEVOS HALL	9:30AM-3:00PM 4:30PM-6:30PM 6:00PM 7:30PM-10:00PM 10:00PM-1:00AM	SYMPHONY AUDITIONS PIANO TUNING OUTSIDE DOORS OPEN PERFORMANCE MOVE OUT	AK	EST. ATTENDANCE: 3000 OVER 2 SHOWS
	MAGNA DONNELLY HOLLAND MIRRORS HOLIDAY PARTY	BALL A-B BALL P-FUNC BALL A-B	4:00PM 5:30PM-6:00PM 6:00PM-7:00PM 7:00PM-12:00AM	CLIENT ARRIVE REGISTRATION SOCIAL HOUR DINNER / PRESENTATION / BAND	KR	EST. ATTENDANCE: 700
	ALPHA PHI ALPHA	GG A-E	7:00PM 7:00PM-8:30PM 8:30PM-12:00AM	REGISTRATION / GUESTS COCKTAILS DINNER / PROGRAM	KR	EST. ATTENDANCE: 300
	W. MI HEART HOLIDAY PARTY	BALL C-D BALL P-FUNC BALL C-D	10:00AM-12:00PM 3:00PM 4:30PM 5:30PM-6:30PM 6:30PM-11:30PM 12:00AM	DJ ARRIVAL FLORIST ARRIVAL CLIENT ARRIVAL COCKTAIL HOUR DINNER / DJ / DANCE EVERYBODY OUT	MJ	EST. ATTENDANCE: 300

G A-F = Grand Gallery Meeting Rooms A-F
O A-H = Overlook Meeting Rooms A-H
GG = Grand Gallery Area
RO A-F = River Overlook A-F
MON A-D = Monroe Meeting Rooms

EH A-C = Exhibit Halls A-C
DV = DeVos Performance Hall
BALL A-D = Ballroom A-D

DEVOSPLACE

WEEKLY - 2006

	STORESONLINE INTERNATIONAL	MON A-D	8:00AM-10:00PM	MEETING	
SUN. DEC 3	2006 GREAT LAKES FRUIT, VEGETABLE AND FARM MARKET EXPO MESSIAH	EH A-C		EQUIPMENT SETUP - LOAD-IN ONLY	RC
		SCENE SHOP / LYON DOCK	BETWEEN 8:00AM-12:00PM	CALVIN EQUIPMENT PICK UP	AK
					EST. ATTENDANCE: 3000 OVER 2 SHOWS
MON. DEC 4	2006 GREAT LAKES FRUIT, VEGETABLE AND FARM MARKET EXPO	EH A-C EH A-C GG	10:00AM 12:00PM 1:00PM	SETUP / LOAD-IN CLIENT ARRIVAL-TRADE CLIENT ARRIVAL - REGIST. CLIENT ARRIVAL - SESSIONS	RC
	HOLLAND HOME	BALL A-B	5:00pm - 10:00pm	BANQUET	MJ
TUES. DEC 5	2006 GREAT LAKES FRUIT, VEGETABLE AND FARM MARKET EXPO	EH A-C G A-F, GO A-H, BALL C-D GG BALL D GO G-H GO E-F DV BOARD	8:00AM-5:30PM 9:00AM-11:00AM 2:00PM-4:00PM 4:15PM 4:30PM-5:30PM 5:30PM-6:00PM 6:00PM-7:00PM	EXHIBIT - TRADE SHOW SESSIONS SESSIONS ANNUAL MEETINGS APPLE SHOWCASE FARM MARKETERS SOCIAL FARM MARKET ROUNDTABLE PERFORMANCE	RC EST. ATTENDANCE: 3500
	ONE MORE DAY OF KIDS				AK
WED. DEC 6	2006 GREAT LAKES FRUIT, VEGETABLE AND FARM MARKET EXPO GRSO- POPS III	EH A-C G A-F, GO A-H, BALL D G A-F, GO A-H, BALL D DV	8:00AM-5:30PM 9:00AM-12:00PM 2:00PM-5:00PM 8A-5P 7P-10P	EXHIBIT - TRADE SHOW SESSIONS SESSIONS MOVE IN REHEARSAL	RC AK EST. ATTENDANCE: 3500
THURS. DEC 7	2006 GREAT LAKES FRUIT, VEGETABLE AND FARM MARKET EXPO GRSO- POPS III SMITH, HAUGHEY, RICE & ROEGGE GORDON FOOD SERVICE ANNUAL MEETING	EH A-C G A-F, GO A-G SHOW OFFICE A G C-D, GO A-B & E-F DV BOARD BALL A-B	8:00AM-1:00PM 8:00AM-9:00AM 8:00AM-4:00PM 9:00AM-12:00PM 12:00PM-1:30PM 1:00PM-4:00PM 7:30P-9:30P 8:30AM 9:00AM-4:00PM 6P-10P	EXHIBIT - TRADE SHOW WINNING CIDERS TASTING PRODUCE CONFERENCE SESSIONS VEGETABLE COUNCIL SESSIONS PERFORMANCE CLIENT ARRIVAL MEETING / SESSION EQUIP DROP OFF	RC AK KR AK EST. ATTENDANCE: 20

EH A-C = Exhibit Halls A-C
DV = DeVos Performance Hall
BALL A-D = Ballroom A-D

G A-F = Grand Gallery Meeting Rooms A-F
O A-H = Overlook Meeting Rooms A-H
GG = Grand Gallery Area
RO A-F = River Overlook A-F
MON A-D = Monroe Meeting Rooms

DEVOSPLACE

WEEKLY - 2006

FRI. DEC 8	2006 GREAT LAKES FRUIT, VEGETABLE AND FARM MARKET EXPO	EH A-C	8:00AM-12:00PM	TEAR DOWN	RC	
	GORDON FOOD SERVICE ANNUAL MEETING	BALL A-D GG A-F GO A-H RO A-F, BOARD EH A-C MON A-D	8AM-10PM 8AM-10PM 8AM-10PM 8AM-10PM 12PM - 10PM 6PM-12AM	MOVE IN	AK	
	CITY OF GRAND RAPIDS	RO A	8:00AM - 12:00PM	MEETING	RC	
	NATIONAL DENTEX CORPORATION MEETING	MON A-D	7:30AM 8:00AM-8:30AM 8:30AM-4:00PM	CLIENT ARRIVE REGISTRATION MEETING / SESSION	KR	EST. ATTENDANCE: 50-75
	GRSO- POPS III	DV	8:00P-10:00P	PERFORMANCE	AK	
	SMITH, HAUGHEY, RICE & ROEGGE	RECITAL HALL	1:00PM 1:30PM-4:30PM	CLIENT ARRIVE MEETING / SESSION	KR	EST. ATTENDANCE: 55
SAT. DEC 9	GORDON FOOD SERVICE ANNUAL MEETING	BALL A-D GG A-F GO A-H RO A-F, BOARD EH A-C MON A-D DV	8A-2P 2P-6P 6P-7:30P 7:30P-12A ALL TIMES ESTIMATED 3:00P-5:00P 8:00P-10:00P	MOVE IN CONT. MEETING DINNER ENTERTAINMENT PERFORMANCE PERFORMANCE	AK	
SUN. DEC 10	GORDON FOOD SERVICE ANNUAL MEETING	BALL A-D GG A-F GO A-H RO A-F, BOARD EH A-C MON A-D DV	8AM-12PM	MOVE OUT	AK	
	GRSO- POPS III		3:00P-5:00P	PERFORMANCE	AK	
MON. DEC 11	GOSPEL COMMUNICATIONS INTERNATIONAL	BALL A BALL P-FUNC BALL P-FUNC BALL A BALL A DV	6:00AM 1:00PM 5:30PM 6:45PM 7:00PM-9:15PM	SHOW SETUP P-FUNC SETUP REGISTRATION / RECEPTION GUESTS INTO ROOM SHOW	KR	EST. ATTENDANCE: 450
	NUTCRACKER-BALLET		8A-6P 7P-10P	MOVE IN REHEARSAL	AK	
	MOTOR SPORTS ENTERTAINMENT	EH A-C	7:00AM-5:00PM	SETUP	MJ	
	UNIVERSAL FOREST PRODUCTS	BALL C	4:00PM-5:00PM	CLIENT ARRIVE	KR	EST. ATTENDANCE: 200-350

EH A-C = Exhibit Halls A-C
DV = DeVos Performance Hall
BALL A-D = Ballroom A-D

G A-F = Grand Gallery Meeting Rooms A-F
O A-H = Overlook Meeting Rooms A-H
GG = Grand Gallery Area
RO A-F = River Overlook A-F
MON A-D= Monroe Meeting Rooms

11/21/06

DEVOSPLACE

WEEKLY - 2006

	CHRISTMAS PARTY		5:30PM 7:00PM-9:00PM	COCKTAIL HOUR DINNER & PROGRAM	
TUES. DEC 12					
	BALLROOM SERVICE CORRIDOR	BALL SERVICE CORRIDOR			
	WORK GRSO	RECITAL HALL	10:00AM-12:30PM	REHEARSAL	AK
	NUTCRACKER-BALLET	DV	8A-6P 7P-10P	MOVE IN REHEARSAL	AK
	MOTOR SPORTS ENTERTAINMENT	EH A-C	8:00AM-5:00PM	SETUP	MJ

EH A-C = Exhibit Halls A-C
DV = DeVos Performance Hall
BALL A-D = Ballroom A-D

G A-F = Grand Gallery Meeting Rooms A-F
O A-H = Overlook Meeting Rooms A-H
GG = Grand Gallery Area
RO A-F = River Overlook A-F
MON A-D= Monroe Meeting Rooms