



Board of Directors

Wednesday, October 24, 2007

8:00 a.m. – 9:30 a.m.

Kent County Commission Chambers
300 Monroe Avenue, NW – Grand Rapids, MI

A G E N D A

Convention

Arena

Authority

Steven Heacock,
Chairman

Birgit Klohs

Clif Charles

Gary McInerney

George Heartwell

Joseph Tomaselli

Lew Chamberlin

- | | | |
|--------------|--|-------------|
| I. | Call to Order | |
| II. | Grand Rapids Griffins Presentation – Tim Gortsema | Information |
| III. | Approval of September 26, 2007, Minutes | Action |
| IV. | Committee Reports | |
| | a. Operations Committee | |
| | i. Operations Committee Report | Information |
| | ii. CVB Report | Information |
| | b. Finance Committee | |
| | i. SMG September 2007 Financial Statements -
DeVos Place® and Van Andel Arena® | Action |
| | ii. CAA September 2007 Financial Statements | Action |
| | iii. Special Purpose Financial Statements as of and for
the Years Ended June 30, 2007 and 2006, and Independent
Auditors' Report – DeVos Place® and Van Andel Arena® | Action |
| | iv. SMG Food & Beverage September Revenue and
Commission Report | Information |
| V. | SMG Report and Facilities Calendars | Information |
| VI. | Public Comment | |
| VII. | Next Meeting Date: December 5, 2007 (Combined November/December Meeting) | |
| VIII. | Adjournment | |



Van Andel Arena®
130 Fulton West
Grand Rapids, MI 49503-2601
616.742.6600
Fax 616.742.6197

DEVOS PLACE

DeVos Place®
303 Monroe Ave. NW
Grand Rapids, MI 49503-2233
616.742.6500
Fax 616.742.6590



**MINUTES OF THE GRAND RAPIDS-KENT COUNTY
CONVENTION/ARENA AUTHORITY
BOARD OF DIRECTORS MEETING
Wednesday, September 26, 2007**

I. Call to Order

Chair Steve Heacock called the meeting to order at 8:05 a.m. Chair Heacock presided and Secretary/Treasurer Birgit Klohs recorded.

Attendance

Members Present: Steve Heacock, Chair
Lew Chamberlin
George Heartwell
Birgit Klohs
Joseph Tomaselli

Members Absent: Clif Charles
Gary McInerney

Staff/Others:	David Czurak	<i>Grand Rapids Business Journal</i>
	Jim Day	Kent County
	Daryl Delabbio	Kent County
	Sharon Evoy	Downtown Alliance
	Jay Fowler	Downtown Development Authority
	George Helmstead	CVB
	Robert Herr	Downtown Improvement District
	Kurt Kimball	City of Grand Rapids
	Ray Kisor	Downtown Alliance
	Chris Knappe	<i>The Grand Rapids Press</i>
	Chris Machuta	SMG
	Steve Miller	SMG
	Susan Waddell	CAA
	Jana Wallace	City of Grand Rapids
	Jim Watt	SMG
	Richard Wendt	Dickinson Wright
	Robert White	Kent County

II. Downtown Alliance/Downtown Improvement District Update

Jay Fowler, executive director of the Downtown Development Authority (DDA), explained that the Downtown Improvement District (DID) is a City board set up to manage the assessment process and ensure that the work is done properly. Robert Herr is the chairperson of the DID and serves on the Downtown Alliance Board and executive committee. The Downtown Alliance is a separate, nonprofit 501(C)(4) organization hired to implement the work of the assessment. Ray Kisor is the chairperson of the Downtown Alliance. The Downtown Alliance established the Grand Rapids Downtown Alliance Foundation, a 501(C)(3) foundation to allow the acceptance of grants. The DDA is a tax increment financing authority and its chairperson, Kayem Dunn, serves on the Downtown Alliance board and executive committee.

The Downtown Alliance was created in 2001 because downtown property owners wanted services beyond what the City could provide and they were willing to pay for those services. One of the responsibilities of the Downtown Alliance is to ensure that the base city services are maintained. The Downtown Alliance is one of 2,000 Business Improvement Districts (BIDs) in the United States. BIDs are economic development organizations that deliver public services to specific neighborhoods to supplement the bundle of public services provided by the city. Traditionally, this translates into services of cleaning and beautification, marketing, advocacy, and district improvement projects. The Downtown Alliance is funded primarily through the DID assessment. The private property owners in downtown are mandatory payers of the assessment and government entities, including the CAA, are voluntary payers.

Ms. Evoy stated that the marketing by the Downtown Alliance targets people within a 30-mile radius of downtown. In answer to a question by Chair Heacock, Ms. Evoy stated that One Source is the company hired to perform the maintenance and beautification work. Mr. Heacock suggested the placement of more accessible trash cans downtown and pairing up events between downtown merchants and employees. Mr. Heartwell stated the group should work to standardize newspaper dispensers. Chair Heacock extended his appreciation to the Downtown Alliance for the impressive work in keeping downtown clean and beautiful.

III. Minutes of Prior Meeting

Staff noted that the date on the Minutes was incorrect and that Mr. Tomaselli was omitted from the roll call list.

Motion: Mr. Heartwell, supported by Mr. Chamberlin, moved to approve the Minutes of the August 22, 2007, as corrected. Motion carried unanimously.

IV. Committee Reports

a. Operations Committee.

Mr. Chamberlin reported that Lynne Ike, SMG marketing director, described the different types of reports generated by Ticketmaster that provide sales overview, market summary by top 10 DMA, and the distribution of buyers for each event. Ms. Ike also explained the Arena's entertainer gift program that provides a donation of \$500 to the headlining performer as a "Thank You" for playing the venue; \$250 goes to the headliner's charity of choice and \$250 stays in west Michigan at the Van Andel Institute. Ms. Ike discussed the findings of the SMG corporate mystery shopper program for DeVos Place® covering 2006-2007 and the local Spies in Disguise report for the circus event at the Arena. Staff presented an update on the status of art at DeVos Place®. The Arts Council will bring public art consultants to town around the week of October 29th. The consultants will walk through the facility, review the floor plan, and develop ideas for artworks. The Arts Council should then have a list of artists, works, a budget, and possible timeline. The Operations Committee took action to approve price increases for three concession items.

Mr. Helmstead presented a report on recent CVB sales activities and major bid presentations. Mr. Helmstead traveled to Albuquerque to bid on the National Association of Postmasters. Competition included Madison, Columbus, and Pittsburgh, but Grand Rapids prevailed. The CVB bid on the Corvette Club for July 2009 and will receive in answer in November. The CVB is bidding on the John Deere convention for August 2010, Harley-Davidson for July 2009, and the Goldwing Group for July 2012. Joe Jones and Skot Welch conducted a focus group of local African-American ministers and another is planned that will concentrate on experiences at conventions previously attended.

b. Finance Committee.

i. SMG Financial Statements for DeVos Place® and Van Andel Arena®

Motion: Ms. Klohs, supported by Mr. Tomaselli, moved to approve the SMG Financial Statements for DeVos Place® and the Van Andel Arena® for the period ended August 31, 2007. After review and discussion, the motion was unanimously adopted.

ii. CAA Financial Statements

Motion: Ms. Klohs, supported by Mr. Chamberlin, moved to approve the CAA Financial Statements for the period ended August 31, 2007. After review and discussion, the motion was unanimously adopted.

Chair Heacock stated that he would like the Finance Committee to review the Investment Policy and consider whether the CAA should attempt to make more productive investments.

V. Diversity Initiative Update

Mr. Machuta presented a report on the development of action items in response to the focus group findings.

VI. SMG Report and Facilities Calendar

Mr. Miller presented a summary of the upcoming events that will be held at DeVos Place® and Mr. Machuta presented the schedule for the Van Andel Arena®.

VI. Public Comment

None.


VII. Next Meeting Date

The date for next CAA Board meeting is Wednesday, October 24, 2007, 8:00 a.m.

IX. Adjournment

There being no other business, the meeting adjourned at 9:18 a.m.

Birgit M. Klohs, Recording Secretary



**Grand Rapids Faith Meeting Team
invites
Detroit-area Religious Leaders
to learn why Grand Rapids is such a popular choice
for religious meetings.**

Thursday, October 4, 2007 10:30 AM – 12:30 PM
10:30 AM Registration
10:45 AM Program and Lunch

Charles H. Wright Museum of African American History
315 East Warren Avenue – Detroit, MI
Complimentary Parking and Lunch Provided

RSVP by September 21, 2007 to Andie Nawara at 616.233.3559 or anawara@MeetGrandRapids.com

Presentations by

Dan Oglesby, Senior Vice President – Human Resources, Spectrum Health

This Grand Rapids native and local pastor will present his perspective of the changes taking place in his hometown.

Grand Rapids Faith Meeting Team

This team of specialists, dedicated to serving the needs of faith-based groups, will demonstrate why Grand Rapids could be the ideal setting for your church fellowship.

Your hosts:

Grand Rapids Faith Meeting Specialists

Joyce Flowers, Grand Rapids/Kent County Convention & Visitors Bureau

Tim Nelson, Grand Rapids/Kent County Convention & Visitors Bureau

Steve Miller, DeVos Place convention center

Barbara Griffin, Amway Grand Plaza Hotel

Liz Della Croce, JW Marriott Grand Rapids

Our Presenters



Daniel C. Oglesby, Senior Vice President of Human Resources
Spectrum Health

Dan earned a Bachelor of Science Degree in Health Sciences from Grand Valley State University; Western Michigan University, receiving a Masters of Public Administration, and University of Michigan graduate school of business, Human Resources Executive Program. He has over 20 years of experience in Human Resources management and has held senior HR leadership positions at Dow Chemical, Midland, Michigan, Corporate Express Delivery Systems, Houston, Texas, and Alticor (formerly Amway Corporation) in Ada.

Dan's responsibility to his professional and spiritual duties brings great balance to his life, both as an executive at Spectrum Health and as Senior Pastor of Living Word Christian Center, a full gospel church he founded in 2002.



Dr. Robert Brumfield, Senior Pastor
Oak Grove African Methodist Episcopal Church – Detroit
Convention Planner, 4th Episcopal District

Dr. Brumfield earned a Bachelor of Science Degree and a Juris Doctorate from Tulane University and holds a Doctorate in Sacred Theology from Notre Dame Seminary. He is a life member of the NAACP, a member of the Urban League, St. Joseph Lodge #14 – Prince Hall Masons and Omega Psi Phi Fraternity, Inc.

He is a pastor of Oak Grove African Methodist Episcopal Church in Detroit, Michigan and a native of New Orleans, Louisiana. He began his ministry in 1980. A passionate advocate for human, political and civil rights, Dr. Brumfield has immersed himself in the affairs of Detroit at a grassroots level and was appointed as an advisor to the Chief of Police.

~~DEVOS PLACE~~

DE VOS PLACE

**FINANCIAL STATEMENT
FOR THE PERIOD ENDED SEPTEMBER 30, 2007**

Distribution:

Grand Rapids – Kent County Convention / Arena Authority
Robert White
Bob McClintock
Lewis Dawley
Gary McAneney
Howard Feldman
Richard MacKeigan
Chris Machuta



An SMG Managed Facility

DE VOS PLACE
ROLLING FORECAST
FISCAL YEAR ENDING JUNE 30, 2008

	YTD Actual	Roll	TOTAL FYE	BUDGET FYE	VARIANCE
NO. EVENTS	117	519	636	647	(11)
ATTENDANCE	87,083	634,950	722,033	723,350	(1,317)
DIRECT EVENT REVENUE	333,816	2,202,742	2,536,558	2,541,693	(5,135)
ANCILLARY REVENUE	389,529	1,671,430	2,060,959	2,060,745	214
TOTAL EVENT REVENUE	723,345	3,874,172	4,597,517	4,602,438	(4,921)
TOTAL OTHER REVENUE	27,534	205,000	232,534	229,000	3,534
TOTAL OPERATING REVENUE	750,879	4,079,172	4,830,051	4,831,438	(1,387)
INDIRECT EXPENSES					
EXECUTIVE	30,807	135,789	166,596	166,596	-
FINANCE	50,178	158,370	208,548	208,548	-
MARKETING	21,586	83,071	104,657	104,657	-
OPERATIONS	312,971	1,072,409	1,385,380	1,385,380	-
EVENT SERVICES	234,471	709,976	944,447	944,447	-
BOX OFFICE	15,065	62,561	77,626	77,626	-
SALES	57,071	191,652	248,723	248,723	-
OVERHEAD	418,295	1,799,454	2,217,749	2,217,749	-
TOTAL OPERATING EXP.	1,140,445	4,213,282	5,353,726	5,353,726	-
NET REVENUE ABOVE EXPENSES	(389,566)	(134,110)	(523,675)	(522,288)	(1,387)
INCENTIVE FEE		153,300	153,300	153,300	-
NET OPERATING REVENUE OVER OPERATING EXPENSES	(389,566)	(287,410)	(676,975)	(675,588)	(1,387)

Comments:

September concludes the first quarter of the fiscal year for DeVos Place. Overall revenue is down from the original budget, however, the second quarter should be a little stronger bringing the facility back to expected levels. The forecast shows little change overall as activity seems to be coming in at the rate the budget called for it to. Indirect expenses has not been revised as actual activity through the first quarter was consistent enough with budget that no trends plus or minus were evident necessitating a change in the forecast.

General Manager

Finance Director

**DE VOS PLACE
FINANCIAL STATEMENT HIGHLIGHTS
FOR MONTH ENDED SEPTEMBER 30, 2007**

The following schedule summarizes operating results for the current month ending September 30, 2007 and the YTD ending June 30, 2008, compared to budget and to the prior year:

MONTH	September Actual	September Budget	September FY 2007
Number of Events	53	65	46
Attendance	52,988	68,350	27,277
Direct Event Income	\$177,951	\$221,580	\$129,395
Ancillary Income	217,640	225,509	164,317
Other Income	6,896	19,083	12,786
Indirect Expenses	(433,013)	(419,823)	(337,463)
Net Income	(\$30,526)	\$46,349	(\$30,965)

YTD	YTD 2008 Actual	YTD 2008 Budget	YTD 2007 Prior Year
Number of Events	117	129	103
Attendance	87,083	107,775	58,215
Direct Event Income	\$333,816	\$386,731	\$266,517
Ancillary Income	389,529	400,543	287,587
Other Income	27,534	57,249	38,606
Indirect Expenses	(1,140,445)	(1,180,929)	(1,056,881)
Net Income	(\$389,566)	(\$336,406)	(\$464,171)

EVENT INCOME

Direct event income fell short of budget for the month. Most of the shortfall was a result of hosting fewer meeting room events, and no non-tenant activity in the Performance Hall.

ANCILLARY INCOME

Ancillary income fell short of budget for the month for many the same reasons as event income. Audio Visual income fell short of budget, however, was offset by higher than anticipated revenue in the electric area mainly due to the SME event.

INDIRECT EXPENSES

Indirect expenses came in at expected levels for the month.

DE VOS PLACE
FACILITY STATEMENT OF INCOME
PERIOD ENDING 09/30/07

	-----CURRENT-----			-----YTD-----		
	ACTUAL	BUDGET	LAST YEAR	ACTUAL	BUDGET	LAST YEAR
EVENT INCOME						

DIRECT EVENT INCOME						
RENTAL INCOME	201,800	247,225	149,992	390,114	441,975	313,253
SERVICES INCOME	<23,848>	<25,645>	<20,597>	<56,298>	<55,244>	<46,736>
	-----	-----	-----	-----	-----	-----
TOTAL DIRECT EVENT INCOME	177,951	221,580	129,395	333,816	386,731	266,517
ANCILLARY INCOME						

FOOD & BEVERAGE	89,767	96,850	61,857	171,396	165,258	107,343
NOVELTY	2,720	1,295	0	2,720	1,594	1,673
ELECTRICAL	58,522	40,754	39,162	66,647	74,905	49,756
OTHER ANCILLARY	66,630	86,610	63,298	148,766	158,786	128,815
	-----	-----	-----	-----	-----	-----
TOTAL ANCILLARY INCOME	217,640	225,509	164,317	389,529	400,543	287,587
	-----	-----	-----	-----	-----	-----
TOTAL EVENT INCOME	395,591	447,089	293,712	723,345	787,274	554,104
OTHER OPERATING INCOME	6,896	19,083	12,786	27,534	57,249	38,606
	-----	-----	-----	-----	-----	-----
ADJUSTED GROSS INCOME	402,487	466,172	306,498	750,879	844,523	592,710
INDIRECT EXPENSES						
EXECUTIVE	10,294	13,884	13,139	30,807	41,652	31,231
FINANCE	15,492	17,379	21,914	50,178	52,137	58,029
MARKETING	12,428	8,722	6,187	21,586	26,166	22,155
OPERATIONS	122,131	143,507	61,470	312,971	363,581	291,292
EVENT MANAGEMENT	93,656	78,454	82,869	234,471	235,362	213,029
BOX OFFICE	5,573	6,469	8,205	15,065	19,407	20,606
SALES	16,377	20,728	21,267	57,071	62,184	56,547
OVERHEAD	157,062	130,680	122,413	418,295	380,440	363,991
	-----	-----	-----	-----	-----	-----
INDIRECT EXPENSES	433,013	419,823	337,463	1,140,445	1,180,929	1,056,881
	-----	-----	-----	-----	-----	-----
NET OPERATING INCOME	<30,526>	46,349	<30,965>	<389,566>	<336,406>	<464,171>
OTHER EXPENSES						
	-----	-----	-----	-----	-----	-----
NET INCOME (LOSS)	<30,526>	46,349	<30,965>	<389,566>	<336,406>	<464,171>
	=====	=====	=====	=====	=====	=====

5

DE VOS PLACE
STATEMENT OF SERVICES INCOME
PERIOD ENDING 09/30/07

	-----CURRENT-----			-----YEAR TO DATE-----		
	ACTUAL	BUDGET	LAST YEAR	ACTUAL	BUDGET	LAST YEAR
Advertising Billed	0	0	13,672	4,506	0	13,672
Changeover Setup Billed	434	0	199	4,540	0	335
Stagehands Billed	130,676	108,838	62,064	213,042	167,010	131,459
Security Billed	13,915	12,262	6,309	21,881	21,282	19,024
Ushers & Tix Takers Billed	12,873	10,610	4,959	14,977	13,425	9,889
Box Office Billed	1,500	1,700	700	1,500	2,200	1,200
Ticketing Service Billed	4,413	11,210	2,930	6,185	13,600	9,947
City Police Fire Billed	2,683	400	665	4,193	500	2,000
EMT Medical Billed	2,550	2,525	1,381	4,300	4,175	2,519
Cleaning Billed	875	0	0	875	0	24
Insurance Billed	0	0	501	955	0	2,064
Telephone Billed	3,975	2,250	2,405	6,675	2,650	6,165
Other Production Billed	6,926	0	8,336	14,848	0	13,442
TOTAL SERVICE INCOME	180,818	149,795	104,121	298,476	224,842	211,738
Advertising Expense	1,050	0	14,072	5,556	0	14,081
Stagehand Wages	120,089	105,574	57,435	194,461	162,001	122,937
Contracted Security Expense	25,376	19,498	12,478	47,965	35,618	36,361
Ushers & T/T Wages	5,153	7,427	3,471	6,625	9,399	6,922
Ticket Sellers Wages	959	4,350	700	1,047	8,100	1,080
Ticket Service Charge Expense	1,527	3,924	549	1,740	4,761	3,994
City Police Fire Expense	1,181	0	665	2,529	0	2,166
EMT Medical Expense	2,514	2,525	1,176	4,296	4,175	2,489
Contracted Cleaning Expense	38,732	32,142	24,570	72,872	56,032	51,514
Insurance Expense	100	0	463	1,044	0	1,782
Group Sales Commissions	0	0	0	0	0	140
Allocated Telephone Expense	994	0	601	1,669	0	1,541
Production Expense	6,992	0	8,537	14,970	0	13,467
TOTAL SERVICE EXPENSE	204,666	175,440	124,718	354,774	280,086	258,474
NET SERVICE INCOME	<23,848>	<25,645>	<20,597>	<56,298>	<55,244>	<46,736>
	=====	=====	=====	=====	=====	=====

SMG DeVos Place
Grand Rapids - Kent County Convention/Arena Authority
Year to Date Event Summary Report
For Month Ended September 30, 2007

Event Type	Events/Days		Attendance		Total Event Income	
	Actual	Budget	Actual	Budget	Actual	Budget
Convention/Trade Shows	50	48	55,350	59,550	483,635	529,665
Consumer/Gated Shows	5	8	4,227	8,800	32,497	43,484
Devos Performance Hall	17	20	13,851	20,250	67,870	80,460
Ballroom Exclusive	10	12	4,300	7,100	40,599	60,642
Other	35	41	9,355	12,075	98,723	73,023
GRAND TOTALS	117	129	87,083	107,775	723,324	787,274

As Percentage of Overall

Convention/Trade Shows	42.74%	37.21%	63.56%	55.25%	66.86%	67.28%
Consumer/Gated Shows	4.27%	6.20%	4.85%	8.17%	4.49%	5.52%
Devos Performance Hall	14.53%	15.50%	15.91%	18.79%	9.38%	10.22%
Ballroom Exclusive	8.55%	9.30%	4.94%	6.59%	5.61%	7.70%
Other	29.91%	31.78%	10.74%	11.20%	13.65%	9.28%

SMG - DeVos Place
Grand Rapids - Kent County Convention/Arena Authority
Statement of Financial Position
Month Ended September 30, 2007

ASSETS

CURRENT ASSETS:

CASH	678,710	
ACCOUNTS RECEIVABLE	677,245	
PREPAID EXPENSES	<u>157,426</u>	
TOTAL CURRENT ASSETS		1,513,382

INTANGIBLE ASSETS

CONTRACT RIGHTS	<u> </u>	-
TOTAL INTANGIBLE ASSETS		

TOTAL ASSETS		<u><u>1,513,382</u></u>
--------------	--	-------------------------

LIABILITY & EQUITY

CURRENT LIABILITIES:

ACCOUNTS PAYABLE	215,210	
ACCRUED EXPENSES	418,867	
DEFERRED INCOME	92,198	
ADVANCED DEPOSITS	330,583	
REFUND LIABILITY	9,716	
ADVANCED TICKET SALES	<u>208,316</u>	
TOTAL CURRENT LIAB.		1,274,890

FUND EQUITY

FUNDING TO CITY - CASH		
FUNDING FROM CITY - NON CASH	245,330	
CURRENT YEAR EARNINGS	(389,566)	
AMOUNT DUE CAA	<u>382,728</u>	
TOTAL FUND EQUITY		<u>238,492</u>

TOTAL LIAB & EQUITY		<u><u>1,513,382</u></u>
---------------------	--	-------------------------

SMG - DeVos Place
Grand Rapids - Kent County Convention/Arena Authority
Summary of Accounts Receivable
Month Ended September 30, 2007

Current - Under 30 Days	
Food & Beverage	89,767
Ticketing	171,918
Decorating	11,081
Audio/Visual	33,886
Operating	232,578
 Over 30 Days	 58,374
 Over 60 Days	 64,507
 Over 90 Days	
Donnell Productions	5,736
Paragon Leather	2,110
Saigon Entertainment	5,002
Grinder Promotions	2,286
 Total Accounts Receivable	 677,245

DE VOS PLACE
INDIRECT EXPENSE SUMMARY
PERIOD ENDING 09/30/07

	-----CURRENT-----			-----YTD-----		
	ACTUAL	BUDGET	LAST YEAR	ACTUAL	BUDGET	LAST YEAR
Salaries Administration	68,561	75,069	87,912	209,701	225,207	210,878
Part-Time	8,728	13,167	5,242	16,340	39,501	14,660
Wages-Trade	156,794	121,023	102,842	302,880	363,069	242,629
Auto Allowance	2,121	2,271	2,121	6,362	6,813	6,362
Auto Expense	150	0	150	450	0	450
Taxes & Benefits	71,044	52,468	46,318	143,031	157,404	114,355
Less: Allocation/Reimbursement	<145,606>	<113,125>	<88,977>	<267,165>	<339,375>	<190,972>
TOTAL LABOR COSTS	161,791	150,873	155,607	411,599	452,619	398,363
Contracted Security	23,021	21,000	23,984	73,984	63,000	62,169
Contracted Cleaning	2,220	0	5,297	6,753	0	10,748
Other Contracted Services	190	200	237	569	600	707
Travel & Entertainment	156	1,209	392	4,710	3,627	2,582
Corporate Travel	0	417	0	0	1,251	0
Meetings & Conventions	0	1,958	172	3,983	7,374	7,234
Dues & Subscriptions	100	300	100	2,435	900	1,831
Employee Training	0	833	1,823	674	2,499	6,707
Computer Expense	10,119	6,250	5,293	22,564	18,750	18,868
Professional Fees	2,250	3,042	2,885	6,750	9,126	9,056
Marketing & Advertising	10,561	6,800	3,990	15,633	20,400	14,273
Box Office Expenses	<14>	0	<54>	<36>	0	<36>
Trash Removal	1,770	2,500	2,591	4,285	7,500	4,305
Equipment Rental	946	1,000	1,414	3,255	3,000	3,824
Landscaping	1,062	833	<231>	3,185	2,499	4,224
Exterminating	23,034	23,220	1,442	24,073	25,220	3,070
Cleaning	5,250	12,000	4,500	5,250	12,000	4,500
Repairs & Maintenance	55,231	39,792	4,796	137,504	119,376	82,516
Supplies	3,270	24,583	6,852	41,941	73,749	78,713
Bank Service Charges	1,871	1,500	991	4,390	4,500	3,195
Insurance	16,036	22,187	16,446	51,341	66,561	46,154
Licenses & Fees	0	0	0	0	0	138
Printing & Stationary	0	417	117	0	1,251	233
Office Supplies	2,161	750	3,130	3,439	2,250	3,279
Postage	9	417	202	846	1,251	1,110
Parking Expense	2,747	1,500	1,823	7,075	4,500	6,328
Telephone Long Distance	7,438	6,000	7,848	22,070	18,000	22,080
Utilities	89,951	79,300	73,919	245,330	226,300	224,749
Base Fee	12,838	12,775	12,500	38,513	38,325	37,500
Less: Allocated/Reimbursement	<994>	<1,833>	<601>	<1,669>	<5,499>	<1,541>
TOTAL MATERIAL AND SERVICES	271,222	268,950	181,856	728,846	728,310	658,517
TOTAL INDIRECT EXPENSES	433,013	419,823	337,463	1,140,445	1,180,929	1,056,881
	=====	=====	=====	=====	=====	=====

**SMG - Van Andel Arena & DeVos Place
Grand Rapids - Kent County Convention/Arena Authority
Management Fee Summary
Fiscal Year Ending June 30, 2008**

MANAGEMENT FEE SUMMARY

	Arena Estimate	DeVos Place Estimate	Total Estimate	FY 2007 Actual
Net Revenue above Expenses	1,397,069	(523,675)	873,394	1,238,267
Benchmark			700,000	700,000
Excess	1,397,069	(523,675)	173,394	538,267

Incentive Fee Calculation (Only if above greater than zero)

	Arena Estimate	DeVos Place Estimate	Total Estimate	Total Estimate
Base Fee	153,300	153,300	306,600	300,000
Incentive Fee				
Revenue	5,173,087	4,830,051	10,003,138	10,411,774
Benchmark Revenue	4,650,000	4,050,000	8,700,000	8,600,000
Revenue Excess	523,087	780,051	1,303,138	1,811,774
Incentive Fee **	154,050	154,050	306,600	300,000
Total SMG Management Fee	307,350	307,350	613,200	600,000

** Incentive fee is 25% of the first \$500,000 in excess, 30% of remaining capped at base fee amount.



VAN ANDEL ARENA

**FINANCIAL STATEMENT
FOR THE PERIOD ENDED SEPTEMBER 30, 2007**

Distribution:

Grand Rapids – Kent County Convention / Arena Authority
Robert White
Bob McClintock
Lewis Dawley
Gary McAneney
Howard Feldman
Richard MacKeigan
Chris Machuta




An SMG Managed Facility


VAN ANDEL ARENA
ROLLING FORECAST
FISCAL YEAR ENDING JUNE 30, 2008

	YTD	ROLL	TOTAL FYE	BUDGET FYE	VARIANCE
NO. EVENTS	13	98	111	116	(5)
ATTENDANCE	66,748	596,500	663,248	666,500	(3,252)
DIRECT EVENT INCOME	181,839	992,961	1,174,800	1,183,930	(9,130)
ANCILLARY INCOME	200,523	1,339,746	1,540,269	1,567,304	(27,035)
TOTAL EVENT INCOME	382,362	2,332,707	2,715,069	2,751,234	(36,165)
TOTAL OTHER INCOME	583,018	1,875,000	2,458,018	2,395,000	63,018
TOTAL INCOME	965,380	4,207,707	5,173,087	5,146,234	26,853
INDIRECT EXPENSES					
EXECUTIVE	37,732	108,766	146,498	146,498	-
FINANCE	43,912	160,362	204,274	204,274	-
MARKETING	58,947	223,204	282,151	282,151	-
OPERATIONS	365,231	1,122,352	1,487,583	1,487,583	-
BOX OFFICE	32,757	86,856	119,613	119,613	-
LUXURY SEATING	25,417	91,881	117,298	117,298	-
SKYWALK ADMIN	8,539	31,317	39,856	39,856	-
OVERHEAD	270,905	1,107,840	1,378,745	1,378,745	-
TOTAL INDIRECT EXP.	843,440	2,932,578	3,776,018	3,776,018	-
NET REVENUE ABOVE EXPENSES	121,940	1,275,129	1,397,069	1,370,216	26,853
LESS INCENTIVE FEE			153,300	153,300	-
NET REVENUE ABOVE EXPENSES AFTER INCENTIVE	121,940	1,275,129	1,243,769	1,216,916	26,853

Comments:

September concludes the first quarter of the fiscal year for the Arena. Activity during the first quarter was very consistent with budget and the revised forecast is showing a minimal decrease in overall event revenue. Projected concert activity, while should sell strongly, appear to be events that will fall short of budgeted spending for both concessions and merchandise. Indirect expenses has not been adjusted as actual activity through the first quarter was consistent enough with budget to not warrant any changes at this time.


General Manager


Director of Finance

**VAN ANDEL ARENA
FINANCIAL STATEMENT HIGHLIGHTS
FOR MONTH ENDED SEPTEMBER 30, 2007**

The following schedule summarizes operating results for the current month ending September 30, 2007 and the YTD ending June 30, 2008 compared to budget and to the prior year:

MONTH	September Actual	September Budget	September FY 2007
Number of Events	9	10	6
Attendance	34,995	31,000	33,010
Direct Event Income	\$62,915	\$30,145	\$187,045
Ancillary Income	75,821	68,535	116,851
Other Income	191,128	199,583	194,461
Indirect Expenses	(288,424)	(294,044)	(290,378)
Net Income	<u>\$41,440</u>	<u>\$4,219</u>	<u>\$207,978</u>

YTD	YTD 2008 Actual	YTD 2008 Budget	YTD 2007 Prior Year
Number of Events	13	17	12
Attendance	66,748	77,000	49,512
Direct Event Income	\$181,839	\$177,422	\$230,550
Ancillary Income	200,523	238,367	158,389
Other Income	583,018	598,749	543,770
Indirect Expenses	(843,439)	(872,132)	(785,671)
Net Income	<u>\$121,940</u>	<u>\$142,406</u>	<u>\$147,038</u>

EVENT INCOME

Event income came in ahead of budget for the month, mainly due to strong sales of the Ringling Brothers Circus which increased sales over last year on 2 less performances decreasing our overall expense related to the show.

ANCILLARY INCOME

Ancillary income came in slightly ahead of budget. Most of the overage coming from concession revenue generated from the "Wings for Lunch" event that the Griffins hosted along with the Detroit Red Wings.

INDIRECT EXPENSES

Indirect expenses came in consistent with expectations overall.

VAN ANDEL ARENA
FACILITY STATEMENT OF INCOME
PERIOD ENDING 09/30/07

	-----CURRENT-----			-----YTD-----		
	ACTUAL	BUDGET	LAST YEAR	ACTUAL	BUDGET	LAST YEAR
EVENT INCOME						

DIRECT EVENT INCOME						
RENTAL INCOME	128,244	105,000	186,257	236,239	265,000	231,939
SERVICES INCOME	<65,329>	<74,855>	788	<54,401>	<87,578>	<1,389>
	-----	-----	-----	-----	-----	-----
TOTAL DIRECT EVENT INCOME	62,915	30,145	187,045	181,839	177,422	230,550
	-----	-----	-----	-----	-----	-----
ANCILLARY INCOME						

FOOD & BEVERAGE	69,838	62,185	96,436	168,986	186,967	128,914
NOVELTY	5,983	5,950	20,335	31,537	51,000	30,596
OTHER ANCILLARY	0	400	80	0	400	<1,120>
	-----	-----	-----	-----	-----	-----
TOTAL ANCILLARY INCOME	75,821	68,535	116,851	200,523	238,367	158,389
	-----	-----	-----	-----	-----	-----
TOTAL EVENT INCOME	138,736	98,680	303,895	382,361	415,789	388,939
	-----	-----	-----	-----	-----	-----
OTHER OPERATING INCOME	191,128	199,583	194,461	583,018	598,749	543,770
	-----	-----	-----	-----	-----	-----
ADJUSTED GROSS INCOME	329,864	298,263	498,357	965,379	1,014,538	932,710
	-----	-----	-----	-----	-----	-----
INDIRECT EXPENSES						
EXECUTIVE	11,058	12,083	15,735	37,732	36,249	34,896
FINANCE	15,386	16,898	16,351	43,912	50,694	46,548
MARKETING	21,379	23,388	21,702	58,947	70,164	54,120
LUXURY SEATING	11,946	9,775	6,046	25,417	29,325	15,620
OPERATIONS	118,868	123,714	121,885	365,231	371,142	351,413
BOX OFFICE	12,462	9,968	20,227	32,757	29,904	34,439
SKYWALK ADMINISTRATION	2,650	3,322	2,467	8,539	9,966	8,514
OVERHEAD	94,676	94,896	85,966	270,905	274,688	240,123
	-----	-----	-----	-----	-----	-----
INDIRECT EXPENSES	288,424	294,044	290,378	843,439	872,132	785,671
	-----	-----	-----	-----	-----	-----
NET OPERATING INCOME	41,440	4,219	207,978	121,940	142,406	147,038
	-----	-----	-----	-----	-----	-----
OTHER EXPENSES						
	-----	-----	-----	-----	-----	-----
NET INCOME (LOSS)	41,440	4,219	207,978	121,940	142,406	147,038
	=====	=====	=====	=====	=====	=====

VAN ANDEL ARENA
STATEMENT OF SERVICES INCOME
PERIOD ENDING 09/30/07

	-----CURRENT-----			-----YEAR TO DATE-----		
	ACTUAL	BUDGET	LAST YEAR	ACTUAL	BUDGET	LAST YEAR
Advertising Billed	3,424	0	9,809	54,909	0	30,445
Labor Billed	500	0	2,300	3,500	2,160	2,900
Changeover Setup Billed	8,155	0	5,374	30,026	13,200	8,764
Stagehands Billed	18,869	8,000	42,077	138,116	68,000	55,180
Security Billed	2,028	0	14,832	34,057	24,000	21,749
Ushers & Tix Takers Billed	2,717	0	10,713	19,828	14,280	14,370
Box Office Billed	0	0	387	387	1,600	1,124
Ticketing Service Billed	10,331	11,300	4,076	20,678	44,800	6,173
Utilities Billed	200	0	0	200	0	0
City Police Fire Billed	350	0	350	1,820	1,344	700
EMT Medical Billed	890	0	1,775	3,028	2,400	2,425
Cleaning Billed	2,372	0	12,769	21,184	14,400	17,314
Group Sales Commissions Billed	2,307	0	525	2,307	0	819
Telephone Billed	500	550	1,575	2,300	3,750	3,475
Other Production Billed	13,321	0	26,926	37,200	29,200	37,265
TOTAL SERVICE INCOME	65,964	19,850	133,487	369,540	219,134	202,702
Advertising Expense	3,424	0	10,378	56,600	0	31,507
Labor Wages	425	0	1,955	2,975	1,836	2,465
Contracted Changeover Setup Expense	17,515	9,500	10,491	33,460	28,500	15,542
Stagehand Wages	24,349	15,873	40,025	141,259	75,688	53,217
Contracted Security Expense	24,524	21,200	15,301	57,258	46,500	23,643
Contracted Ushers & T/T Expense	17,466	16,200	10,786	30,772	32,820	15,542
Ticket Sellers Wages	0	0	513	329	0	1,139
Ticket Service Charge Expense	10,256	11,300	4,079	20,481	45,480	6,062
City Police Fire Expense	816	750	725	1,408	2,094	837
EMT Medical Expense	1,236	1,100	1,634	3,120	4,137	2,369
Contracted Cleaning Expense	17,595	18,600	11,773	41,348	36,691	15,994
Group Sales Commissions	745	0	701	745	0	878
Allocated Telephone Expense	270	182	473	810	1,766	1,043
Production Expense	12,671	0	23,868	33,375	31,200	33,853
TOTAL SERVICE EXPENSE	131,293	94,705	132,700	423,940	306,712	204,091
NET SERVICE INCOME	<65,329>	<74,855>	788	<54,401>	<87,578>	<1,389>

SMG - Van Andel Arena
Grand Rapids - Kent County Convention/Arena Authority
Summary of Accounts Receivable
Month Ending September 30, 2007

Event Type	Events/Days		Attendance		Total Event Income	
	Actual	Budget	Actual	Budget	Actual	Budget
Family Show	8	12	32,735	41,000	119,777	136,600
Sporting Event	1	-	2,260	-	6,856	-
Concert	4	4	31,753	32,000	255,611	270,507
Team Home Games						
Other	-	1	-	4,000	-	8,682
GRAND TOTALS	13	17	66,748	77,000	382,244	415,789

As Percentage of Overall

Family Show	61.54%	70.59%	49.04%	53.25%	31.34%	32.85%
Sporting Event	7.69%	0.00%	3.39%	0.00%	1.79%	0.00%
Concert	30.77%	23.53%	47.57%	41.56%	66.87%	65.06%
Team Home Games	0.00%	0.00%	0.00%	0.00%	0.00%	0.00%
Other	0.00%	5.88%	0.00%	5.19%	0.00%	2.09%

5

SMG - Van Andel Arena
Grand Rapids - Kent County Convention/Arena Authority
Summary of Accounts Receivable
Month Ending September 30, 2007

ASSETS

CURRENT ASSETS:

CASH	3,734,426	
ACCOUNTS RECEIVABLE	1,126,830	
PREPAID EXPENSES	88,805	
TOTAL CURRENT ASSETS		4,950,060

INTANGIBLE ASSETS

CONTRACT RIGHTS	-	
TOTAL INTANGIBLE ASSETS		-

TOTAL ASSETS

4,950,060

LIABILITY & EQUITY

CURRENT LIABILITIES:

ACCOUNTS PAYABLE	495,514	
ACCRUED EXPENSES	257,965	
DEFERRED INCOME	2,208,418	
ADVANCED TICKET SALES	1,835,244	
TOTAL CURRENT LIAB.		4,797,141

FUND EQUITY

FUNDS REMITTED	(800,000)	
FUNDING RECEIVED FROM CAA	152,191	
CURRENT YEAR EARNINGS	121,940	
AMOUNT DUE CAA	678,788	
TOTAL FUND EQUITY		152,919

TOTAL LIAB & EQUITY

4,950,060

SMG - Van Andel Arena
Grand Rapids - Kent County Convention/Arena Authority
Summary of Accounts Receivable
Month Ending September 30, 2007

Current - Under 30 Days	
Food & Beverage	69,399
Ticketing	166,791
Merchandise	-
Permanent Advertising	297,888
Operating	279,493
 Over 30 Days	 265,145
 Over 60 Days	 18,462
 Over 90 Days	
Time Out for Women	29,652
 Total Accounts Receivable	 1,126,830

VAN ANDEL ARENA
INDIRECT EXPENSE SUMMARY
PERIOD ENDING 09/30/07

	CURRENT			YTD		
	ACTUAL	BUDGET	LAST YEAR	ACTUAL	BUDGET	LAST YEAR
Salaries Administration	60,436	63,488	70,685	180,146	190,464	176,116
Part-Time	7,722	5,833	4,976	14,700	17,499	10,028
Wages-Trade	58,610	69,903	73,241	215,895	209,709	151,327
Sales Commissions Group Sales	402	0	2,483	1,767	0	4,316
Auto Allowance	594	985	594	1,781	2,955	1,781
Auto Expense	300	0	300	900	0	900
Taxes & Benefits	27,476	40,100	38,414	91,815	120,300	91,382
Less: Allocation/Reimbursement	<39,974>	<59,022>	<62,367>	<188,152>	<177,066>	<107,696>
TOTAL LABOR COSTS	115,566	121,287	128,326	318,852	363,861	328,155
Contracted Security	24,761	21,000	20,154	64,177	63,000	61,677
Contracted Cleaning	2,387	2,500	2,325	7,731	7,500	7,794
Other Contracted Services	9,856	300	368	30,159	900	10,416
Travel & Entertainment	188	858	529	2,871	2,574	3,866
Corporate Travel	0	625	0	0	1,875	0
Meetings & Conventions	0	350	0	0	1,050	399
Dues & Subscriptions	1,020	208	395	1,062	624	1,252
Employee Training	0	750	500	0	2,250	1,808
Computer Expense	4,878	5,417	3,565	14,913	16,251	14,262
Professional Fees	2,250	2,583	3,275	6,750	7,749	7,282
Marketing & Advertising	11,602	12,083	11,108	22,769	36,249	13,237
Box Office Expenses	<1,033>	0	108	<930>	0	<427>
Trash Removal	1,041	1,500	838	3,376	4,500	3,164
Equipment Rental	1,064	1,250	1,081	3,431	3,750	3,891
Landscaping	345	483	499	1,035	1,449	1,624
Exterminating	495	300	698	743	900	698
Cleaning	0	900	0	7,825	2,700	2,650
Repairs & Maintenance	21,077	16,166	20,291	77,353	48,498	48,388
Supplies	6,500	17,008	14,333	46,864	51,024	49,957
Bank Service Charges	460	750	310	1,186	2,250	911
Insurance	4,967	15,037	11,962	19,451	45,111	24,089
Printing & Stationary	0	917	151	657	2,751	1,001
Office Supplies	1,791	1,000	0	3,551	3,000	951
Postage	1,339	1,000	1,682	3,272	3,000	3,706
Parking Expense	2,718	2,000	2,587	7,997	6,000	7,400
Telephone Long Distance	5,302	7,000	5,722	15,054	21,000	16,054
Utilities	59,239	51,317	49,733	152,191	143,951	142,559
Base Fee	12,838	12,775	12,500	38,513	38,325	37,500
Letter of Credit Fee	394	0	0	394	0	0
Common Area Expense	<2,350>	<2,945>	<2,188>	<7,572>	<8,835>	<7,550>
Less: Allocated/Reimbursement	<270>	<375>	<473>	<810>	<1,125>	<1,043>
TOTAL MATERIAL AND SERVICES	172,858	172,757	162,052	524,010	508,271	457,517
TOTAL INDIRECT EXPENSES	288,424	294,044	290,378	842,862	872,132	785,671

8

**SMG - Van Andel Arena & DeVos Place
Grand Rapids - Kent County Convention/Arena Authority
Management Fee Summary
Fiscal Year Ending June 30, 2008**

MANAGEMENT FEE SUMMARY

	Arena Estimate	DeVos Place Estimate	Total Estimate	FY 2007 Actual
Net Revenue above Expenses	1,397,069	(523,675)	873,394	1,238,267
Benchmark			700,000	700,000
Excess	1,397,069	(523,675)	173,394	538,267

Incentive Fee Calculation (Only if above greater than zero)

	Arena Estimate	DeVos Place Estimate	Total Estimate	Total Estimate
Base Fee	153,300	153,300	306,600	300,000
Incentive Fee				
Revenue	5,173,087	4,830,051	10,003,138	10,411,774
Benchmark Revenue	4,650,000	4,050,000	8,700,000	8,600,000
Revenue Excess	523,087	780,051	1,303,138	1,811,774
Incentive Fee **	154,050	154,050	306,600	300,000
Total SMG Management Fee	307,350	307,350	613,200	600,000

** Incentive fee is 25% of the first \$500,000 in excess, 30% of remaining capped at base fee amount.

Memorandum

To: Members of the CAA Finance Committee
From: Susan Waddell
Subject: Convention/Arena Authority (CAA)
Investment Policy
Date: October 12, 2007

At the September 26, 2007, CAA Board meeting, Chairman Steve Heacock wondered whether the funds deposited in the Kent County investment pool account were receiving the highest investment return, while meeting the daily cash flow needs of the CAA. Chairman Heacock asked the Finance Committee to review the Board investment policy that was approved by the Finance Committee on July 20, 2000.

In November 2004 the CAA Board approved an Investment Pool Agreement with the Kent County Treasurer. At the time, the CAA had its money invested in two different accounts at Fifth Third Bank. One was a Max Saver account with a \$1 million minimum investment that paid an interest rate of 1.75% per annum. The rate was tied to the Fed Funds rate. The balance of the CAA's funds was included in a "sweep" checking account which, at the time, paid 1.6%. The Kent County Treasurer provides a "pooled" investment account wherein local governmental units deposit excess available cash with the Treasurer. The County Treasurer makes investments primarily in laddered one-year certificates of deposit. Under the Investment Pool Agreement, there is no minimum amount of deposit, no minimum period of deposit, and withdrawals are dispersed within seven days or less. Currently, there is \$20.4 million on deposit with the Kent County Treasurer, earning an average 5.09% rate of return.

The following table provides a history of comparable investment rates:

November 2004

Fifth Third

-	MaxSaver	1.75%
-	Sweep	1.60%

Fed Funds

-	November 1	1.75%
-	November 10	2.00%
-	Kent County	2.12%

September 2007

Fed Funds

-	September 1	5.25%
-	September 18	4.75%

Kent County

5.09%

Committee Chair Birgit Klohs has asked that the Investment Policy be placed on the agenda as a discussion item. Enclosed for your information are copies of the Investment Policy, Investment Pool Agreement, and calendar year 2006 Pooled Investment Report of the County Treasurer.

Please contact me at either 742-6594 or swaddell@smggr.com if you have any questions or would like additional information. Thank you.

9:37 AM
10/11/07
Accrual Basis

Grand Rapids-Kent County Convention/Arena Authority

Balance Sheet

As of September 28, 2007

Item IV.b.ii.

	Sep 28, 07
ASSETS	
Current Assets	
Checking/Savings	
1040 · Cash - Operations - SMG	4,068,974.10
1050 · Operations - Cash	281,398.20
Total Checking/Savings	4,350,372.30
Other Current Assets	
1070 · Kent County - Operating	20,447,715.05
1200 · Accounts Receivable	1,393,152.17
1300 · Prepaid Expenses	161,220.35
1600 · Advances/Deposits Receivable	-800,000.07
Total Other Current Assets	21,202,087.50
Total Current Assets	25,552,459.80
Fixed Assets	
Buildings & Structures	
Depreciation	-41,778.69
Original Cost	322,431.00
Total Buildings & Structures	280,652.31
Equip	
Depreciation	-589,296.08
Original Cost	969,236.60
Total Equip	379,940.52
Vehicles	43,914.30
Total Fixed Assets	704,507.13
TOTAL ASSETS	26,256,966.93
LIABILITIES & EQUITY	
Liabilities	
Current Liabilities	
Accounts Payable	
2000 · Accounts Payable	40,958.38
2005 · Accounts payable - SMG	598,094.17
Total Accounts Payable	639,052.55
Other Current Liabilities	
2200 · Accrued Expenses	882,653.86
2210 · Advance Ticket Sales	1,993,226.73
2220 · Advance deposits	291,205.00
2500 · Deferred facility income	906,555.74
Total Other Current Liabilities	4,073,641.33
Total Current Liabilities	4,712,693.88
Total Liabilities	4,712,693.88
Equity	
3000 · Opening Bal Equity	37,035,584.45
3900 · Retained Earnings	-15,015,618.63
Net Income	-475,692.77
Total Equity	21,544,273.05
TOTAL LIABILITIES & EQUITY	26,256,966.93

11:41 AM

10/11/07

Accrual Basis

Grand Rapids-Kent County Convention/Arena Authority
Profit & Loss Budget vs. Actual
July 1 through September 28, 2007

	Jul 1 - Sep 28, 07	Budget	\$ Over Budget	% of Budget
Income				
4500 · Interest on Investments	176,019.53	244,444.43	-68,424.90	72.0%
4540 · Land Lease	36,524.00	30,899.73	5,624.27	118.2%
4545 · Parking Revenues	115,663.00	210,934.03	-95,271.03	54.8%
4550 · Miscellaneous Revenue	0.00	0.00	0.00	0.0%
Total Income	328,206.53	486,278.19	-158,071.66	67.5%
Expense				
6000 · Professional Services				
6001 · Accounting/Auditing Services	1,883.62	7,333.33	-5,449.71	25.7%
6040 · Legal Services	2,030.50	8,555.54	-6,525.04	23.7%
Total 6000 · Professional Services	3,914.12	15,888.87	-11,974.75	24.6%
6060 · Other Contractual Services	5,015.31	38,988.87	-33,973.56	12.9%
6065 · Pedestrian Safety	0.00	22,000.00	-22,000.00	0.0%
6068 · Parking Management	48,521.43	89,281.60	-40,760.17	54.3%
6100 · Other Supplies & Expenses				
6010 · Bank Fees	466.09			
6030 · Insurance-Property/Liability	20,258.00	21,000.00	-742.00	96.5%
6110 · Meeting Expense	86.94	2,444.43	-2,357.49	3.6%
6120 · Supplies	260.95	1,222.20	-961.25	21.4%
Total 6100 · Other Supplies & Expenses	21,071.98	24,666.63	-3,594.65	85.4%
6200 · Capital Replacement Projects	299,481.89	168,422.20	131,059.69	177.8%
6210 · F&B Repair & Maintenance	7,068.53	8,555.54	-1,487.01	82.6%
6300 · Utilities Expense				
6301 · Electricity	304,554.32	301,155.54	3,398.78	101.1%
6310 · Natural Gas	1,443.60	4,400.00	-2,956.40	32.8%
6320 · Steam	18,667.67	54,000.00	-35,332.33	34.6%
6340 · Water & Sewer	33,349.81	27,500.00	5,849.81	121.3%
Total 6300 · Utilities Expense	358,015.40	387,055.54	-29,040.14	92.5%
6500 · DID Assessment	0.00	12,484.00	-12,484.00	0.0%
6600 · SMG Incentive Fees	0.00	74,946.67	-74,946.67	0.0%
8000 · Personal Services				
8001 · Employee Wages	23,024.23	20,916.37	2,107.86	110.1%
8030 · Employee Benefits	6,614.41	4,770.33	1,844.08	138.7%
Total 8000 · Personal Services	29,638.64	25,686.70	3,951.94	115.4%
Total Expense	772,727.30	867,976.62	-95,249.32	89.0%
Net Income	-444,520.77	-381,698.43	-62,822.34	116.5%

11:42 AM

Grand Rapids-Kent County Convention/Arena Authority

Profit & Loss Prev Year Comparison

10/11/07

Accrual Basis

July 1 through September 28, 2007

	Jul 1 - Sep 28, 07	Jul 1 - Sep 28, 06	\$ Change	% Change
Income				
4040 • Private Support	0.00	-90,872.66	90,872.66	100.0%
4500 • Interest on Investments	176,019.53	225,311.45	-49,291.92	-21.9%
4540 • Land Lease	36,524.00	23,044.00	13,480.00	58.5%
4545 • Parking Revenues	115,663.00	69,158.75	46,504.25	67.2%
Total Income	328,206.53	226,641.54	101,564.99	44.8%
Expense				
6000 • Professional Services				
6001 • Accounting/Auditing Services	1,883.62	209.88	1,673.74	797.5%
6040 • Legal Services	2,030.50	7,044.92	-5,014.42	-71.2%
Total 6000 • Professional Services	3,914.12	7,254.80	-3,340.68	-46.1%
6060 • Other Contractual Services	5,015.31	1,500.00	3,515.31	234.4%
6068 • Parking Management	48,521.43	22,220.00	26,301.43	118.4%
6100 • Other Supplies & Expenses				
6010 • Bank Fees	466.09	9.00	457.09	5,078.8%
6030 • Insurance-Property/Liability	20,258.00	19,196.86	1,061.14	5.5%
6110 • Meeting Expense	86.94	49.48	37.46	75.7%
6120 • Supplies	260.95	627.25	-366.30	-58.4%
Total 6100 • Other Supplies & Expenses	21,071.98	19,882.59	1,189.39	6.0%
6200 • Capital Replacement Projects	299,481.89	335,410.08	-35,928.19	-10.7%
6210 • F&B Repair & Maintenance	7,068.53	13,605.34	-6,536.81	-48.1%
6300 • Utilities Expense				
6301 • Electricity	304,554.32	225,788.35	78,765.97	34.9%
6310 • Natural Gas	1,443.60	1,219.28	224.32	18.4%
6320 • Steam	18,667.67	27,173.62	-8,505.95	-31.3%
6340 • Water & Sewer	33,349.81	20,947.98	12,401.83	59.2%
Total 6300 • Utilities Expense	358,015.40	275,129.23	82,886.17	30.1%
8000 • Personal Services				
8001 • Employee Wages	23,024.23	12,934.18	10,090.05	78.0%
8030 • Employee Benefits	6,614.41	5,344.20	1,270.21	23.8%
Total 8000 • Personal Services	29,638.64	18,278.38	11,360.26	62.2%
Total Expense	772,727.30	693,280.42	79,446.88	11.5%
Net Income	-444,520.77	-466,638.88	22,118.11	4.7%

***DeVos Place,
as Managed by SMG***

***Special-Purpose Financial Statements
as of and for the Years Ended
June 30, 2007 and 2006, and
Independent Auditors' Report***

DEVOS PLACE, AS MANAGED BY SMG

TABLE OF CONTENTS

	Page
INDEPENDENT AUDITORS' REPORT	1
SPECIAL-PURPOSE FINANCIAL STATEMENTS AS OF AND FOR THE YEARS ENDED JUNE 30, 2007 AND 2006:	
Special-Purpose Statements of Assets, Liabilities, and Amount Due Operator Arising From Activities Managed by SMG	2
Special-Purpose Statements of Operating Revenues and Operating Expenses Arising From Activities Managed by SMG	3
Special-Purpose Statements of Changes in Amount Due Operator Arising From Activities Managed by SMG	4
Special-Purpose Statements of Operating Cash Flows Arising From Activities Managed by SMG	5
Notes to Special-Purpose Financial Statements	6-9



Deloitte & Touche LLP
700 Bridgewater Place
333 Bridge St., N.W.
Grand Rapids, MI 49504-5359
USA

Tel: +1 616 336 7900
Fax: +1 616 336 7950
www.deloitte.com

INDEPENDENT AUDITORS' REPORT

DeVos Place, as Managed by SMG
Grand Rapids, MI

We have audited the accompanying special-purpose financial statements of DeVos Place, as managed by SMG ("SMG-DeVos Place"), as of June 30, 2007 and 2006, and for the years then ended, as listed in the table of contents. These special-purpose financial statements are the responsibility of the management of SMG-DeVos Place. Our responsibility is to express an opinion on these special-purpose financial statements based on our audits.

We conducted our audits in accordance with auditing standards generally accepted in the United States of America. Those standards require that we plan and perform the audits to obtain reasonable assurance about whether the special-purpose financial statements are free of material misstatement. An audit includes consideration of internal control over financial reporting as a basis for designing audit procedures that are appropriate in the circumstances, but not for the purpose of expressing an opinion on the effectiveness of SMG-DeVos Place's internal control over financial reporting. Accordingly, we express no such opinion. An audit includes examining, on a test basis, evidence supporting the amounts and disclosures in the special-purpose financial statements. An audit also includes assessing the accounting principles used and significant estimates made by management, as well as evaluating the overall special-purpose financial statement presentation. We believe that our audits provide a reasonable basis for our opinion.

As discussed in Note 2, the accompanying special-purpose financial statements were prepared to present the assets, liabilities, amount due operator, operating revenues, operating expenses, and operating cash flows of DeVos Place arising from the management activities of SMG and are not intended to be a complete presentation of DeVos Place's financial position and results of operations.

In our opinion, such special-purpose financial statements present fairly, in all material respects, the financial position of SMG-DeVos Place as of June 30, 2007 and 2006, and the results of its operations and its cash flows for the years then ended in conformity with the basis of accounting described in Note 2.

This report is intended solely for the information and use of the management of SMG-DeVos Place and officials of the Grand Rapids — Kent County Convention/Arena Authority, and is not intended to be, and should not be, used by anyone other than these specified parties.

Deloitte & Touche LLP

September 14, 2007

DEVOS PLACE, AS MANAGED BY SMG

SPECIAL-PURPOSE STATEMENTS OF ASSETS, LIABILITIES, AND AMOUNT DUE OPERATOR ARISING FROM ACTIVITIES MANAGED BY SMG AS OF JUNE 30, 2007 AND 2006

	2007	2006
ASSETS		
CURRENT ASSETS:		
Cash:		
Operating	\$ 821,332	\$1,825,315
Ticket sales escrow	21,113	98,429
Accounts receivable, net of allowances of \$31,799 and \$16,769 in 2007 and 2006, respectively	433,696	302,391
Prepaid expenses	<u>88,646</u>	<u>23,175</u>
TOTAL	<u>\$1,364,787</u>	<u>\$2,249,310</u>
 LIABILITIES AND AMOUNT DUE OPERATOR		
CURRENT LIABILITIES:		
Accounts payable	\$ 131,771	\$ 119,029
Accrued expenses	455,942	490,550
Advance ticket sales	21,113	98,429
Advance deposits	283,705	271,603
Deferred income	<u>88,305</u>	<u>53,800</u>
Total current liabilities	980,836	1,033,411
AMOUNT DUE OPERATOR	<u>383,951</u>	<u>1,215,899</u>
TOTAL	<u>\$1,364,787</u>	<u>\$2,249,310</u>

See notes to special-purpose financial statements.

DEVOS PLACE, AS MANAGED BY SMG

SPECIAL-PURPOSE STATEMENTS OF OPERATING REVENUES AND OPERATING EXPENSES ARISING FROM ACTIVITIES MANAGED BY SMG FOR THE YEARS ENDED JUNE 30, 2007 AND 2006

	2007	2006
OPERATING REVENUES:		
Events	\$2,459,924	\$2,312,271
Net ancillary revenues:		
Food and beverage	851,348	801,861
Decorating	343,513	322,655
Electrical	427,162	448,097
Equipment rental	480,500	457,566
Other	<u>58,092</u>	<u>48,376</u>
Total net ancillary revenues	<u>2,160,615</u>	<u>2,078,555</u>
Total events and net ancillary revenues	4,620,539	4,390,826
Other, including interest income of \$33,775 and \$44,754 in 2007 and 2006, respectively	<u>239,559</u>	<u>168,888</u>
Total operating revenues	<u>4,860,098</u>	<u>4,559,714</u>
OPERATING EXPENSES:		
Payroll and related	1,776,834	1,635,247
Repairs and maintenance	526,174	452,136
Supplies	280,158	236,731
Utilities	1,588,827	1,574,731
General and administrative	<u>1,238,806</u>	<u>1,272,513</u>
Total operating expenses	<u>5,410,799</u>	<u>5,171,358</u>
DEFICIENCY OF OPERATING REVENUES OVER OPERATING EXPENSES, BEFORE INCENTIVE MANAGEMENT FEE	(550,701)	(611,644)
INCENTIVE MANAGEMENT FEE	<u>100,546</u>	<u>180,467</u>
DEFICIENCY OF OPERATING REVENUES OVER OPERATING EXPENSES	<u>\$ (651,247)</u>	<u>\$ (792,111)</u>

See notes to special-purpose financial statements.

DEVOS PLACE, AS MANAGED BY SMG

SPECIAL-PURPOSE STATEMENTS OF CHANGES IN AMOUNT DUE OPERATOR ARISING FROM ACTIVITIES MANAGED BY SMG FOR THE YEARS ENDED JUNE 30, 2007 AND 2006

	2007	2006
AMOUNT DUE OPERATOR — Beginning of year	\$ 1,215,899	\$ 1,296,904
DEFICIENCY OF OPERATING REVENUES OVER OPERATING EXPENSES	(651,247)	(792,111)
CONTRIBUTIONS RECEIVED FROM OPERATOR	1,769,299	1,661,106
AMOUNTS PAID TO OPERATOR	<u>(1,950,000)</u>	<u>(950,000)</u>
AMOUNT DUE OPERATOR — End of year	<u>\$ 383,951</u>	<u>\$ 1,215,899</u>

See notes to special-purpose financial statements.

DEVOS PLACE, AS MANAGED BY SMG

SPECIAL-PURPOSE STATEMENTS OF OPERATING CASH FLOWS ARISING FROM ACTIVITIES MANAGED BY SMG FOR THE YEARS ENDED JUNE 30, 2007 AND 2006

	2007	2006
CASH FLOWS FROM OPERATING ACTIVITIES:		
Deficiency of operating revenues over operating expenses	\$ (651,247)	\$ (792,111)
Changes in operating assets and liabilities:		
Accounts receivable	(131,305)	(53,046)
Prepaid expenses	(65,471)	46,919
Accounts payable	12,742	(267,170)
Accrued expenses	7,697	153,724
Advance deposits and ticket sales	<u>4,302</u>	<u>3,660</u>
Net cash used in operating activities	<u>(823,282)</u>	<u>(908,024)</u>
CASH FLOWS FROM FINANCING ACTIVITIES:		
Contributions received from operator	1,769,299	1,661,106
Amounts paid to operator	<u>(1,950,000)</u>	<u>(950,000)</u>
Net cash (used in) provided by financing activities	<u>(180,701)</u>	<u>711,106</u>
NET DECREASE IN OPERATING CASH	(1,003,983)	(196,918)
OPERATING CASH — Beginning of year	<u>1,825,315</u>	<u>2,022,233</u>
OPERATING CASH — End of year	<u>\$ 821,332</u>	<u>\$ 1,825,315</u>

See notes to special-purpose financial statements.

DEVOS PLACE, AS MANAGED BY SMG

NOTES TO SPECIAL-PURPOSE FINANCIAL STATEMENTS AS OF AND FOR YEARS ENDED JUNE 30, 2007 AND 2006

1. OPERATIONS

DeVos Place provides space for conventions, trade shows, concerts, meetings, banquets, and other performances. DeVos Place is operated by the Grand Rapids — Kent County Convention/Arena Authority (the “Operator”).

The Operator has entered into a Management Agreement (the “Agreement”) with SMG to manage the operations of DeVos Place. The activities of DeVos Place that are managed by SMG are referred to herein as “SMG-DeVos Place.”

The Operator, from time to time, provides funding to SMG-DeVos Place to pay the obligations of DeVos Place when due. The Operator is contractually obligated to fund all liabilities and expenses of DeVos Place.

2. SIGNIFICANT ACCOUNTING POLICIES

Basis of Presentation — The accompanying special-purpose financial statements have been prepared on the accrual basis of accounting and include transactions managed by SMG in accordance with the Agreement, measured in conformity with accounting principles generally accepted in the United States of America. Accordingly, the special-purpose financial statements do not include property and equipment, noncontractual repair expenditures, and related-fund equity associated with DeVos Place or certain other activities of the Operator related to DeVos Place that are not part of the activities managed by SMG. Payroll and related expenses are for employees hired by SMG to manage DeVos Place under the Agreement. These employees are not employees of the Operator. The accompanying special-purpose financial statements are intended solely for the information and use of the management and officials of the Operator and SMG, and are not intended to be, and should not be, used by anyone other than these specified parties.

Use of Estimates — Estimates and assumptions are required to be used by management in the preparation of financial statements in conformity with accounting principles generally accepted in the United States of America that affect the reported amounts of assets, liabilities, and disclosures of contingent assets and liabilities at the date of the financial statements and the reported amounts of operating revenues and operating expenses during the reporting period. Management believes its estimates to be reasonable; however, actual results could differ from those estimates.

Advance Ticket Sales — DeVos Place incurs a liability for all cash received from ticket sales in advance of an event; a corresponding amount is held in a separate escrow account. Revenues are not recognized until the related event occurs.

Deferred Income — Deferred income is comprised primarily of advanced billings and collections for premium seating which are recognized as revenues on a straight-line basis over the lives of the related contract.

Event Revenues — SMG-DeVos Place records event revenue upon the completion of the event. Accordingly, amounts received for advance ticket sales or deposits by promoters are recorded as liabilities until that time. Costs incurred prior to an event are recorded as prepaid expenses and charged to expense upon completion of the event.

Ancillary Revenues — All concession and catering, decorating, electrical, and audio visual revenues are recognized when earned. Ancillary revenues are a contractually determined percentage of gross receipts collected by the vendor for each event.

Other Operating Revenues — Other operating revenues are comprised of premium seating, interest income, nonevent equipment rental income, ticket rebates, and other miscellaneous items.

Noncontractual Repairs — From time to time, SMG-DeVos Place incurs costs funded by the Operator's capital projects budget, which is separate and distinct from the operating funds provided by the Operator to DeVos Place. The Operator ultimately decides which expenses will be capitalized or expensed. These costs are excluded from operating expenses in the accompanying special-purpose statements of operating revenues and operating expenses.

3. MANAGEMENT AGREEMENT AND FEES

SMG and the Operator have a Management Agreement (the "Agreement") which expires June 30, 2009. The Agreement provides for both an annual base and incentive management fee. The annual base management fee is adjusted annually by the percentage change in the Consumer Price Index (not to exceed 3% in any one year).

The incentive fee is based on the combined results of operations of the Arena and DeVos Place, as managed by SMG-DeVos Place compared to certain operating revenue benchmarks, which escalate by \$100,000 each year through 2009, as defined in the Agreement. To qualify for the incentive fee, combined operating revenues of Van Andel Arena and SMG-DeVos Place must exceed combined operating expenses by an established benchmark, as follows:

	2007	2006
Excess of operating revenue over operating expenses, as defined — Arena	\$1,753,074	\$1,215,348
Deficiency of operating revenue over operating expenses, as defined — DeVos Place	<u>(550,701)</u>	<u>(611,644)</u>
Total excess of operating revenue over operating expenses	<u>\$1,202,373</u>	<u>\$ 603,704</u>
Incentive benchmark	<u>\$ 700,000</u>	<u>\$ 534,919</u>
Benchmark exceeded?	Yes	Yes

The following is a schedule of the base and incentive management fees for the years ended June 30, 2007 and 2006, of which \$101,770 and \$180,467, respectively, are included in accrued expenses as of those dates,:

	2007	2006
Base management fee, included in general and administrative expense (A)	<u>\$ 150,000</u>	<u>\$ 245,200</u>
Incentive fee:		
Total operating revenues — Arena	5,678,843	4,814,703
Total operating revenues — DeVos Place	<u>4,860,098</u>	<u>4,559,714</u>
Total operating revenues	<u>10,538,941</u>	<u>9,374,417</u>
Revenue benchmark — Arena	4,600,000	4,576,971
Revenue benchmark — DeVos Place	<u>4,000,000</u>	<u>3,680,413</u>
Total revenue benchmark	<u>8,600,000</u>	<u>8,257,384</u>
Revenues in excess of revenue benchmark	<u>1,938,941</u>	<u>1,117,033</u>
Computation of incentive fee resulting from revenues in excess of revenue benchmark:		
25% of the first \$500,000, collectively	125,000	
30% of the excess of \$500,000, collectively up to \$175,000	175,000	
20 % of the first \$1,000,000, collectively		200,000
25% of the excess of \$1,000,000, collectively		<u>29,259</u>
Total incentive fee	<u>300,000</u>	<u>229,259</u>
Incentive fee allocated to Arena	199,454	48,792
Incentive fee allocated to DeVos Place (B)	<u>100,546</u>	<u>180,467</u>
Total incentive fee	<u>300,000</u>	<u>229,259</u>
Total management fees — DeVos Place (A + B)	<u>\$ 250,546</u>	<u>\$ 425,667</u>

The base fee is contingent upon the Operator maintaining the SMG-Arena concessions agreement with SMG — Food and Beverage LLC. If that agreement were to be terminated, the base management fee would increase to \$175,000 for each managed facility, adjusted annually by the percentage change in the Consumer Price Index from the base year.

4. RETIREMENT PLAN

Employees at the DeVos Place may elect to participate in the SMG Retirement and Savings Plan, a 401(k) defined contribution plan covering SMG employees who have completed one year of employment and 1,000 hours of service. SMG-DeVos Place makes matching contributions equal to 67% of each participant's contribution up to a maximum of 5% of the employee's eligible compensation. Discretionary contributions may also be made on a monthly basis for active participants. SMG-DeVos Place made \$34,135 and \$32,239 in matching contributions and \$11,362 and \$10,276 in discretionary contributions for the years ended June 30, 2007 and 2006, respectively.

5. OTHER RELATED-PARTY TRANSACTIONS

In addition to the operations of DeVos Place, SMG personnel also manage the operations of SMG-Arena. The two facilities share certain expenses such as payroll, employee fringe benefits, and insurance, resulting in frequent billings and payments between the two facilities. The two facilities also share a box office, resulting in frequent billings and payments between the two facilities for ticket sales. Accounts payable includes \$118,904 due to SMG-Arena as of June 30, 2006. Accounts receivable includes \$88,148 due from the SMG-Arena as of June 30, 2007.

6. CONTINGENCIES

DeVos Place is exposed to a number of asserted and unasserted potential claims encountered in the normal course of business. In the opinion of management, the resolution of these matters will not have a material effect on SMG-DeVos Place's financial position due to insurance coverage. As such, no provision for loss has been made in the accompanying special-purpose financial statements.

* * * * *

***Van Andel Arena, as
Managed by SMG***

*Special-Purpose Financial Statements
as of and for the Years Ended
June 30, 2007 and 2006, and
Independent Auditors' Report*

VAN ANDEL ARENA, AS MANAGED BY SMG

TABLE OF CONTENTS

	Page
INDEPENDENT AUDITORS' REPORT	1
SPECIAL-PURPOSE FINANCIAL STATEMENTS AS OF AND FOR THE YEARS ENDED JUNE 30, 2007 AND 2006:	
Special-Purpose Statements of Assets, Liabilities, and Amount Due Operator Arising from Activities Managed by SMG	2
Special-Purpose Statements of Operating Revenues and Operating Expenses Arising from Activities Managed by SMG	3
Special-Purpose Statements of Changes in Amount Due Operator Arising from Activities Managed by SMG	4
Special-Purpose Statements of Operating Cash Flows Arising From Activities Managed by SMG	5
Notes to Special-Purpose Financial Statements	6–9

INDEPENDENT AUDITORS' REPORT

Van Andel Arena, as Managed by SMG
Grand Rapids, MI

We have audited the accompanying special-purpose financial statements of Van Andel Arena, as managed by SMG ("SMG-Arena"), as of June 30, 2007 and 2006, and for the years then ended, as listed in the table of contents. These special-purpose financial statements are the responsibility of the management of SMG-Arena. Our responsibility is to express an opinion on these special-purpose financial statements based on our audits.

We conducted our audits in accordance with auditing standards generally accepted in the United States of America. Those standards require that we plan and perform the audits to obtain reasonable assurance about whether the special-purpose financial statements are free of material misstatement. An audit includes consideration of internal control over financial reporting as a basis for designing audit procedures that are appropriate in the circumstances, but not for the purpose of expressing an opinion on the effectiveness of SMG-Arena's internal control over financial reporting. Accordingly, we express no such opinion. An audit includes examining, on a test basis, evidence supporting the amounts and disclosures in the special-purpose financial statements. An audit also includes assessing the accounting principles used and significant estimates made by management, as well as evaluating the overall special-purpose financial statement presentation. We believe that our audits provide a reasonable basis for our opinion.

As discussed in Note 2, the accompanying special-purpose financial statements were prepared to present the assets, liabilities, amount due operator, operating revenues, operating expenses, and operating cash flows of Van Andel Arena arising from the management activities of SMG and are not intended to be a complete presentation of Van Andel Arena's financial position and results of operations.

In our opinion, such special-purpose financial statements present fairly, in all material respects, the financial position of SMG-Arena at June 30, 2007 and 2006, and the results of its operations and its cash flows for the years then ended in conformity with the basis of accounting described in Note 2.

This report is intended solely for the information and use of the management of SMG-Arena and officials of the Grand Rapids-Kent County Convention/Arena Authority and is not intended to be, and should not be, used by anyone other than these specified parties.

Deloitte & Touche LLP

September 14, 2007

VAN ANDEL ARENA, AS MANAGED BY SMG

SPECIAL-PURPOSE STATEMENTS OF ASSETS, LIABILITIES, AND AMOUNT DUE OPERATOR ARISING FROM ACTIVITIES MANAGED BY SMG AS OF JUNE 30, 2007 AND 2006

	2007	2006
ASSETS		
CURRENT ASSETS:		
Cash:		
Operating	\$ 1,254,415	\$ 601,438
Ticket sales escrow	1,972,113	1,774,321
Accounts receivable, net of allowance of \$62,152 and \$39,152 in 2007 and 2006, respectively.	990,628	1,718,850
Prepaid expenses	<u>72,573</u>	<u>52,839</u>
TOTAL	<u>\$4,289,729</u>	<u>\$4,147,448</u>
 LIABILITIES AND AMOUNT DUE OPERATOR		
CURRENT LIABILITIES:		
Accounts payable	\$ 466,323	\$ 367,195
Accrued expenses	347,977	226,624
Advance ticket sales	1,972,113	1,774,321
Advance deposits	7,500	27,500
Deferred income	<u>818,251</u>	<u>690,485</u>
 Total current liabilities	 3,612,164	 3,086,125
 AMOUNT DUE OPERATOR	 <u>677,565</u>	 <u>1,061,323</u>
 TOTAL	 <u>\$4,289,729</u>	 <u>\$4,147,448</u>

See notes to special-purpose financial statements.

VAN ANDEL ARENA, AS MANAGED BY SMG

SPECIAL-PURPOSE STATEMENTS OF OPERATING REVENUES AND OPERATING EXPENSES ARISING FROM ACTIVITIES MANAGED BY SMG FOR THE YEARS ENDED JUNE 30, 2007 AND 2006

	2007	2006
OPERATING REVENUES:		
Events	\$ 1,524,339	\$ 996,773
Net ancillary revenues:		
Food and beverage	1,376,760	1,223,344
Novelties	211,776	187,823
Other	<u>59,333</u>	<u>55,202</u>
Total net ancillary revenues	<u>1,647,869</u>	<u>1,466,369</u>
Total events and net ancillary revenues	<u>3,172,208</u>	<u>2,463,142</u>
Other revenues:		
Premium seating	1,247,150	1,213,098
Advertising income	558,754	608,855
Other, including interest income of \$117,204 and \$94,185 in 2007 and 2006, respectively	<u>700,731</u>	<u>529,608</u>
Total other revenues	<u>2,506,635</u>	<u>2,351,561</u>
Total operating revenues	<u>5,678,843</u>	<u>4,814,703</u>
OPERATING EXPENSES:		
Payroll and related	1,478,261	1,379,999
Repairs and maintenance	217,372	161,725
Supplies	195,893	186,048
Utilities	913,830	804,722
General and administrative	<u>1,120,413</u>	<u>1,066,861</u>
Total operating expenses	<u>3,925,769</u>	<u>3,599,355</u>
EXCESS OF OPERATING REVENUES OVER OPERATING EXPENSES — Before incentive management fee	1,753,074	1,215,348
INCENTIVE MANAGEMENT FEE	<u>199,454</u>	<u>48,792</u>
EXCESS OF OPERATING REVENUES OVER OPERATING EXPENSES	<u>\$ 1,553,620</u>	<u>\$ 1,166,556</u>

See notes to special-purpose financial statements.

VAN ANDEL ARENA, AS MANAGED BY SMG

SPECIAL-PURPOSE STATEMENTS OF CHANGES IN AMOUNT DUE OPERATOR ARISING FROM ACTIVITIES MANAGED BY SMG FOR THE YEARS ENDED JUNE 30, 2007 AND 2006

	2007	2006
AMOUNT DUE OPERATOR — Beginning of year	\$ 1,061,323	\$ 982,564
EXCESS OF OPERATING REVENUES OVER OPERATING EXPENSES	1,553,620	1,166,556
CONTRIBUTIONS RECEIVED FROM OPERATOR	962,622	912,203
AMOUNTS PAID TO OPERATOR	<u>(2,900,000)</u>	<u>(2,000,000)</u>
AMOUNT DUE OPERATOR — End of year	<u>\$ 677,565</u>	<u>\$ 1,061,323</u>

See notes to special-purpose financial statements.

VAN ANDEL ARENA, AS MANAGED BY SMG

SPECIAL-PURPOSE STATEMENTS OF OPERATING CASH FLOWS ARISING FROM ACTIVITIES MANAGED BY SMG FOR THE YEARS ENDED JUNE 30, 2007 AND 2006

	2007	2006
CASH FLOWS FROM OPERATING ACTIVITIES:		
Excess of operating revenues over operating expenses	\$ 1,553,620	\$ 1,166,556
Changes in operating assets and liabilities:		
Accounts receivable	728,222	(1,053,268)
Prepaid expenses	(19,734)	(13,729)
Accounts payable	99,128	146,881
Accrued expenses	121,353	(54,143)
Advance deposits	(20,000)	20,000
Deferred income	<u>127,766</u>	<u>89,446</u>
Net cash provided by operating activities	<u>2,590,355</u>	<u>301,743</u>
CASH FLOWS FROM FINANCING ACTIVITIES:		
Contributions received from Operator	962,622	912,203
Amounts paid to Operator	<u>(2,900,000)</u>	<u>(2,000,000)</u>
Net cash used in financing activities	<u>(1,937,378)</u>	<u>(1,087,797)</u>
NET INCREASE (DECREASE) IN OPERATING CASH	652,977	(786,054)
OPERATING CASH — Beginning of year	<u>601,438</u>	<u>1,387,492</u>
OPERATING CASH — End of year	<u>\$ 1,254,415</u>	<u>\$ 601,438</u>

See notes to special-purpose financial statements.

VAN ANDEL ARENA, AS MANAGED BY SMG

NOTES TO SPECIAL-PURPOSE FINANCIAL STATEMENTS AS OF AND FOR THE YEARS ENDED JUNE 30, 2007 AND 2006

1. OPERATIONS

Van Andel Arena (the "Arena") provides space for family shows, concerts, sporting events, meetings, and other performances. The Arena is operated by the Grand Rapids-Kent County Convention/Arena Authority (the "Operator").

The Operator has entered into a Management Agreement (the "Agreement") with SMG to manage the operations of the Arena. The activities of the Arena that are managed by SMG are herein referred to as "SMG-Arena."

The Operator from time to time provides funding to SMG-Arena to pay the obligations of the Arena when due. The Operator is contractually obligated to fund all liabilities and expenses of the Arena.

2. SIGNIFICANT ACCOUNTING POLICIES

Basis of Presentation — The accompanying special-purpose financial statements have been prepared on the accrual basis of accounting and include transactions managed by SMG in accordance with the Agreement, measured in conformity with accounting principles generally accepted in the United States of America. Accordingly, the special-purpose financial statements do not include property and equipment, noncontractual repair expenditures, and related fund equity associated with the Arena or certain other activities of the Operator related to the Arena that are not part of the activities managed by SMG. Payroll and related expenses are for employees hired by SMG to manage the Arena under the Agreement. These employees are not employees of the Operator. The accompanying special-purpose financial statements are intended solely for the information and use of the management and officials of the Operator and SMG and are not intended to be, and should not be, used by anyone other than these specified parties.

Use of Estimates — Estimates and assumptions are required to be used by management in the preparation of financial statements in conformity with accounting principles generally accepted in the United States of America that affect the reported amounts of assets and liabilities and disclosures of contingent assets and liabilities at the date of the financial statements and the reported amounts of operating revenues and operating expenses during the reporting period. Management believes its estimates to be reasonable; however, actual results could differ from those estimates.

Advance Ticket Sales — The Arena incurs a liability for cash received from ticket sales in advance of an event; a corresponding amount is held in a separate escrow account. Operating revenues are not recognized until the related event occurs.

Deferred Income — Deferred income is comprised primarily of advanced billings and collections for luxury boxes and advertising contracts which are recognized as revenues on a straight-line basis over the lives of the related contract. Also included are ticket rebates received from the ticket agent prior to an event, which are not recognized as revenue until the event occurs.

Event Revenues — SMG-Arena records event revenue upon the completion of the event. Accordingly, amounts received for advance ticket sales or deposits by promoters are recorded as liabilities until that time. Costs incurred prior to an event are recorded as prepaid expenses and charged to expense upon completion of the event.

Ancillary Revenues — All concession and merchandise revenues are recognized when earned. Ancillary revenues are a contractually determined percentage of gross receipts collected by the vendor for each event.

Other Operating Revenues — Other operating revenues include revenues associated with luxury seating, advertising, ticket rebates, interest income, and other miscellaneous items.

Noncontractual Repairs — From time to time, SMG-Arena incurs costs funded by the Operator's capital projects budget, which is separate and distinct from the operating funds provided by the Operator to the Arena. The Operator ultimately decides which expenses will be capitalized or expensed. These costs are excluded from operating expenses in the accompanying special-purpose statement of operating revenues and operating expenses.

3. MANAGEMENT AGREEMENT AND FEES

SMG and the Operator have a Management Agreement (the "Agreement") which expires June 30, 2009. The Agreement provides for both an annual base and incentive management fee. The annual base management fee is adjusted annually by the percentage change in the Consumer Price Index (not to exceed 3% in any one year).

The incentive fee is based on the combined results of operations of the Arena and DeVos Place, as managed by SMG ("SMG-Arena") compared to certain operating revenue benchmarks which escalate by \$100,000 each year through 2009, as defined in the Agreement. To qualify for the incentive fee, combined operating revenues of SMG-Arena and SMG-DeVos Place must exceed combined operating expenses by an established benchmark, as follows:

	2007	2006
Excess of operating revenue over operating expenses, as defined — Arena	\$1,753,074	\$1,215,348
Deficiency of operating revenue over operating expenses, as defined — DeVos Place	<u>(550,701)</u>	<u>(611,644)</u>
Total excess of operating revenue over operating expenses	<u>\$1,202,373</u>	<u>\$ 603,704</u>
Incentive benchmark	<u>\$ 700,000</u>	<u>\$ 534,919</u>
Benchmark exceeded?	Yes	Yes

The following is a schedule of the base and incentive management fees for the years ended June 30, 2007 and 2006, of which \$198,230 and \$48,792, respectively, are included in accrued expenses as of those dates, is as follows:

	2007	2006
Base management fee — included in general and administrative expense (A)	<u>\$ 150,000</u>	<u>\$ 245,200</u>
Incentive fee calculation:		
Total operating revenues — Arena	\$5,678,843	\$4,814,703
Total operating revenues — DeVos Place	<u>4,860,098</u>	<u>4,559,714</u>
Total operating revenues	<u>10,538,941</u>	<u>9,374,417</u>
Revenue benchmark — Arena	4,600,000	4,576,971
Revenue benchmark — DeVos Place	<u>4,000,000</u>	<u>3,680,413</u>
Total revenue benchmark	<u>8,600,000</u>	<u>8,257,384</u>
Revenues in excess of revenue benchmark	<u>\$1,938,941</u>	<u>\$1,117,033</u>
Computation of incentive fee resulting from revenues in excess of revenue benchmark:		
25% of the first \$500,000, collectively	\$ 125,000	\$ -
30% of the excess of \$500,000, collectively up to \$175,000	175,000	
20% of the first \$1,000,000, collectively		200,000
25% of the excess of \$1,000,000, collectively		<u>29,259</u>
Total incentive fee	<u>\$ 300,000</u>	<u>\$ 229,259</u>
Incentive fee allocated to Arena (B)	199,454	\$ 48,792
Incentive fee allocated to DeVos Place	<u>100,546</u>	<u>180,467</u>
Total incentive fee	<u>\$ 300,000</u>	<u>\$ 229,259</u>
Total management fees — Arena (A + B)	<u>\$ 349,454</u>	<u>\$ 293,992</u>

The base fee is contingent upon the Operator maintaining the Arena concessions agreement with SMG — Food & Beverage, LLC. If that agreement were to be terminated, the base management fee would increase to \$175,000 for each managed facility, adjusted annually by the percentage change in the Consumer Price Index from the base year.

4. RETIREMENT PLAN

Employees at the Arena may elect to participate in the SMG Retirement and Savings Plan, a 401(k) defined contribution plan covering SMG employees who have completed one year of employment and 1,000 hours of service. SMG-Arena makes matching contributions equal to 67% of each participant's contribution up to a maximum of 5% of the participant's eligible compensation. Discretionary

contributions may also be made on a monthly basis for active participants. SMG-Arena made \$25,725 and \$25,759 in matching contributions and \$9,275 and \$9,526 in discretionary contributions for the years ended June 30, 2007 and 2006, respectively.

5. OTHER RELATED-PARTY TRANSACTIONS

In addition to the operations of the Arena, SMG personnel also manage the operations of DeVos Place. The two facilities share certain expenses such as payroll, employee fringe benefits, and insurance, resulting in frequent billings and payments between the two facilities. The two facilities also share a box office, resulting in frequent billings and payments between the two facilities for ticket sales. Accounts receivable includes \$118,904 due from DeVos Place as of June 30, 2006. Accounts payable includes \$88,148 due to DeVos Place as of June 30, 2007.

On July 1, 2006, the Operator entered into a concessions agreement for the Arena with SMG — Food & Beverage, LLC a related party to SMG. Accounts receivable include \$60,772 from SMG — Food & Beverage, LLC as of June 30, 2007.

6. CONTINGENCIES

The Arena is exposed to a number of asserted and unasserted potential claims encountered in the normal course of business. In the opinion of management, the resolution of these matters will not have a material effect on SMG-Arena's financial position due to insurance coverage. As such, no provision for loss has been made in the accompanying special-purpose financial statements.

* * * * *

**VAN ANDEL ARENA
FOOD & BEVERAGE REVENUE & COMMISSIONS
FOR MONTH ENDED SEPTEMBER 30, 2007**

MONTH	September Actual	September Budget	September F/Y 2007
Gross Concessions Revenue	125,001	110,000	162,381
Less: Concessionaire Share	(58,750)	(51,700)	(76,319)
Less: Griffins/Rampage Share			
Total Net Concessions to Arena	66,251	58,300	86,062
Gross Catering Revenue	23,106	18,500	41,020
Less: Concessionaire Share	(18,601)	(14,615)	(29,782)
Less: Griffins/Rampage Share			
Total Net Catering to Arena	4,505	3,885	11,238
Huntington Club Revenue	682	-	-
Less: Concessionaire Share	(477)	-	-
Less: Griffins/Rampage Share			
Total Net Catering to Arena	205	-	-
Total SMGFB Payment to Arena	70,961	62,185	97,300
Less: Branded Sales Commissions	(1,123)		(864)
Net Food & Beverage Revenue	69,838	62,185	96,436

YEAR TO DATE	YTD 2008 Actual	YTD 2008 Budget	YTD 2007 Prior Year
Gross Concessions Revenue	297,862	320,000	215,775
Less: Concessionaire Share	(139,995)	(150,400)	(101,414)
Less: Griffins/Rampage Share			
Total Net Concessions to Arena	157,867	169,600	114,361
Gross Catering Revenue	58,864	82,700	65,736
Less: Concessionaire Share	(47,386)	(65,333)	(49,678)
Less: Griffins/Rampage Share			
Total Net Catering to Arena	11,478	17,367	16,058
Huntington Club Revenue	3,987	-	-
Less: Concessionaire Share	(2,791)	-	-
Less: Griffins/Rampage Share			
Total Net Catering to Arena	1,196	-	-
Total SMGFB Payment to Arena	170,541	186,967	130,419
Less: Branded Sales Commissions	(1,556)		(1,505)
Net Food & Beverage Revenue	168,985	186,967	128,914

MONTHLY EVENTS - PER CAP COMPARISON

	Previous Visit	Current Year	Percentage Change
Ringling Brothers / SMGFB	\$2.92	\$2.80	-4.11%
Professional Bullriders / SMGFB	\$5.76	\$5.36	-6.94%

DATE	EVENT	EC	MOD	ROOM	TIME	FUNCTION
Wed, Oct 17	Detroit Pistons vs. Denver Nuggets	GC	CHRIS	Arena	8:00 AM 1:00 PM 6:00 PM 7P-10P	Access to venue Pistons staff arrives Doors Basketball game
		MD		Banquet B/C	5P-7P	Sponsor dinner
				Banquet D	4P-6P	Media dinner
				Arbor Mort	5P-7P	Sponsor dinner
Thur, Oct 18	SMG			Arena	All day	Ice maintenance
Fri, Oct 19	SMG			Arena	All day	Ice maintenance
	Grand Rapids Chamber	DG		Hunt Club and Banquet C	4:30P-7:30P 3P-4:30P	Banquet Meeting
Sat, Oct 20	Griffins vs Rockford	GC	JIM	Arena	10A-12:30P 6:00 PM 7P-9:30P 9:30P-9:45P 9:45P-10:15P	Teams practice Doors Home opener hockey game Post-game autographs Post-game skate
	Metal Flow Corporation	DN		East Nest	6P-10:15P	Banquet
	Star Tickets Plus	DN		West Nest	6P-10:15P	Banquet
	Comcast	DN		Talsma Terrace	6P-10:15P	Banquet
	Domestic Problems	KC		North Tunnel		Musical entertainment
Sun, Oct 21	Griffins vs Quad city	RS	JIM	Arena	10A-12:30P 3:00 PM 4P-6:30P	Teams practice Doors Hockey game
Mon, Oct 22	Available					
Tue, Oct 23	Available					
Wed, Oct 24	Available					
Thur, Oct 25	Available					
Fri, Oct 26	Available					
Sat, Oct 27	Available					
Sun, Oct 28	Griffins vs Peoria	GC	STEVE	Arena	10A-12:30P 3:00 PM 4P-6:30P 6:30P-6:45P 6:45P-7:15P	Teams practice Doors Hockey game Post-game autographs Post-game skate
	Big O' Café	DN		West Nest	3P-7:15P	Banquet
Mon, Oct 29	Available					
Tue, Oct 30	John Mellencamp	RS	CHRIS	Arena	7:30 PM	Performance
Wed, Oct 31	Available					
Thur, Nov 1	Griffins vs Rochester	RS		Arena	10A-12:30P 6:00 PM 7P-9:30P	Teams practice Doors Hockey game
	Fifth Third Bank	MD		Banquet B/C/D	6P-7P	Steve Yzerman meet-n-greet
	Chemical Bank	DN		West Nest	6P-9:30P	Banquet
	Barnes & Thornburg	DN		Suite 101A	6P-9:30P	Banquet
	Fifth Third Bank	DN		Talsma Terrace	6P-9:30P	Banquet
Fri, Nov 2	Keith Urban	GC		Arena	8:00 PM	Performance
Sat, Nov 3	Celtic Woman	RS		Arena	8:00 PM	Performance
Sun, Nov 4	Available					
Mon, Nov 5	Available					
Tue, Nov 6	Available					
Wed, Nov 7	Available					
Thur, Nov 8	Available					
Fri, Nov 9	KidzBop	RS		Arena	7:00 PM	Performance

Sat, Nov 10	Griffins vs Toronto	GC		Arena	10A-12:30P 6:00 PM 7P-9:30P 9:30P-9:45P 9:45P-10:15P	Teams practice Doors Hockey game Post-game autographs Post-game skate
Sun, Nov 11	Available					
Mon, Nov 12	Available					
Tue, Nov 13	Griffins vs Quad City	RS		Arena	11:00 PM 12P-2:30P	Doors Hockey game
Wed, Nov 14	Available					
Thur, Nov 15	Available					
Fri, Nov 16	Available					
Sat, Nov 17	Brad Paisley	GR		Arena	7:30 PM	Performance
Sun, Nov 18	Available					

DEVOSPLACE

WEEKLY - 2007

TUES. OCT 16	AMERICAN RABBIT BREEDERS	EH A-C GG A-F, GG BALL B BALL B GO A-H EH A-C	6:00AM 6:00AM-6:00PM 12:30PM 2:00PM 6:00PM 6:00PM-10:00PM	SHOWROOM OPENS EXHIBIT / VENDORS OPEN CAVY BEST IN SHOW RABBIT BEST IN SHOW CLUB MEETINGS SHOWROOM CLOSES	RC	EST. ATTENDANCE: 5000
WED. OCT 17	AMERICAN RABBIT BREEDERS	EH A-C GG A-F, GG GO A-H GO C-D EH A-C GG A-F, GG	6:00AM 6:00AM-6:00PM 8:00AM-1:00PM 2:00PM-6:00PM 6:00PM 6:00PM-10:00PM 8:00AM-6:00PM 7:00PM-10:00PM 10:00PM-10:30PM	SHOWROOM OPENS EXHIBIT / VENDORS OPEN CLUB MEETINGS ARBA GENERAL MEMBERSHIP SHOWROOM CLOSES EXHIBITOR LOAD OUT MOVE-IN REHEARSAL NOTES ON STAGE	RC	
	CAN-CAN	DVPH	6:00AM 7:00PM-10:00PM 10:00PM-10:30PM	EXHIBITOR LOAD OUT MOVE-IN REHEARSAL NOTES ON STAGE	AK	
	WIRELESS MOBILITY TOUR	RO P-FUNC RO F RO A-E RO F RO A-E	6:00AM 7:00AM-7:30AM 6:30AM 7:30AM-12:30PM 12:30PM-1:00PM 1:00PM-5:00PM	CLIENT ARRIVAL REGISTRATION VENDOR SETUP SESSION VENDOR SHOWCASE SESSION	KR	EST. ATTENDANCE: 100
THURS. OCT 18	AMERICAN RABBIT BREEDERS	EH A-C EH A-C EH A-C	6:00AM 7:00AM-4:00PM 7:00AM-	SHOWROOM OPENS RELEASE OF ANIMALS TEARDOWN	RC	
	2007 MALY'S SALON FORUM	BALL A-D	8:00AM- 5:00PM	AV SETUP	MJ	
	FORD SYNC TRAINING	RO A RO B RO A	7:00AM 8:00AM - 12:00PM 12:00PM - 1:30PM 1:30PM - 5:00PM 5:00PM	CLIENT ARRIVAL SESSION LUNCH SESSION EVENT OVER	AD	EST. ATTENDANCE: 30
	CAN-CAN	DVPH	8:00AM-6:00PM 7:00PM-10:00PM 10:00PM-10:30PM	MOVE-IN REHEARSAL NOTES ON STAGE	AK	
FRI. OCT 19	AMERICAN RABBIT BREEDERS	EH A-B EH C	7:00AM-COMplete 7:00AM-12:00PM 12:00PM-8:00PM 8:00AM-5:00PM	TEARDOWN MALY'S LOAD IN EXHIBITOR LOAD IN AV LOAD IN	RC	
	2007 MALY'S SALON FORUM	BALL B, GG A-D,			MJ	EST. ATTENDANCE: 3500

G A-F = Grand Gallery Meeting Rooms A-F
O A-H = Overlook Meeting Rooms A-H
GG = Grand Gallery Area
RO A-F = River Overlook A-F
MON A-D= Monroe Meeting Rooms

EH A-C = Exhibit Halls A-C
DV = DeVos Performance Hall
BALL A-D = Ballroom A-D

DEVOSPLACE

WEEKLY - 2007

		GG F BALL A BALL B	5:00PM-6:00PM 7:30PM-9:00PM	PRE SHOW MEETING PROFESSIONAL MODEL CALL OPEN MODEL CALL		
	UNITED WAY 2007 LITERACY SUMMIT	GG A-D	6:30AM 8:00AM-8:30AM 8:30AM-10:00AM 10:00AM-10:30AM 10:30AM-12:00PM 12:00PM 12:20PM-1:15PM 1:15PM-2:45PM	CLIENT & EXHIBITOR ARRIVAL REGISTRATION KEYNOTE BREAK / EXHIBITS WORKSHOPS LUNCH KEYNOTE WORKSHOPS	KR	EST. ATTENDANCE: 200
	FORD SYNC TRAINING	GO A-E GO A-E	7:00AM 8:00AM - 12:00PM 12:00PM - 1:30PM 1:30PM - 5:00PM 5:00PM	CLIENT ARRIVAL SESSION LUNCH SESSION EVENT OVER	AD	EST. ATTENDANCE: 30
	CAN-CAN	RO A RO B RO A	4:45PM-6:00PM 7:30PM-9:30PM	WARM UPS PERFORMANCE	AK	
	2008 MOLLEMARKET	DVPH MI DOCK	???	(2) SEMIS TO PARK IN DOCK	KR	
SAT. OCT 20						
	2007 MALY'S SALON FORUM	BALL A-D, GG A-F EH C	1:00PM 8:00AM-1:00PM 6:00PM 7:00PM-9:00PM	REHEARSAL FINAL EXHIBITOR LOAD IN EXHIBIT HALL FOR VENDORS WELCOME RECEPTION	MJ	EST. ATTENDANCE: 3500
	EPILEPSY FOUNDATION OF MICH.	GO A-B	8:00AM-5:00PM	MEETING	AD	
	CAN-CAN	DVPH	4:45PM-6:00PM 7:30PM-9:30PM	WARM UPS PERFORMANCE	AK	
	REDKEN VIP	BOARDROOM	5P - 10P	SETUP	MJ	
SUN. OCT 21						
	2007 MALY'S SALON FORUM	EH C BALL A-D, G C-D, GO A-F, RO A-E	??? 8:00AM 9:00AM-5:30PM 9:30AM-11:00AM 11:30AM-1:00PM 1:30PM-3:00PM 3:30PM-5:00PM 8:30PM-12:30AM	CLIENT ARRIVAL EXHIBIT HALL FOR VENDORS EXHIBIT HALL FOR CLIENTS SESSIONS SESSIONS SESSIONS PARTY/CARNIVALE - MARDI GRAS	MJ	EST. ATTENDANCE: 3500
	2008 MOLLEMARKET	EH B EHA	12:00PM-6:00PM	STAFF LOAD-IN AND SPECIAL VENDOR LOAD-IN	KR	
	CAN-CAN	DVPH	11:15AM-12:30PM 2:00PM-4:00PM 4:00PM-8:00PM	WARM UPS PERFORMANCE MOVE OUT	AK	

G A-F = Grand Gallery Meeting Rooms A-F
O A-H = Overlook Meeting Rooms A-H
GG = Grand Gallery Area
RO A-F = River Overlook A-F
MON A-D= Monroe Meeting Rooms

EH A-C = Exhibit Halls A-C
DV = DeVos Performance Hall
BALL A-D = Ballroom A-D

DEVOSPLACE

WEEKLY - 2007

	REDKEN VIP	BOARDROOM	8A - 6P 2P - 7P	MEETING RECEPTION	MJ	EST. ATTENDANCE: 50
MON. OCT 22	2007 MAL Y'S SALON FORUM	EH C BALL A-D, G C-D, GO A-F, RO A-E,	7:30AM 8:30AM-3:30PM 3:30PM-7:30PM 9:00AM-10:15AM 10:45AM-12:00PM 12:30PM-1:45PM 2:15PM-3:30PM 3:30PM	EXHIBIT HALL FOR VENDORS EXHIBIT HALL OPEN LOAD OUT SESSIONS SESSIONS SESSIONS PRODUCTION LOAD OUT CLIENT ARRIVAL GOLF GREEN SETUP BEGINS EXHIBITOR LOAD-IN COMPUTER SETUP COMPUTER TRAINING SESSIONS MEETINGS LUNCH BUFFET KEY CUSTOMER WALK THROUGH (400 PEOPLE)	MJ	EST. ATTENDANCE: 3500
	2008 MOLLEMARKET	EH AB MON A MON B,C,D EH AB	6:00AM 6:00AM 8:00AM-5:00PM 8:00AM-10:00AM 10:00AM-5:00PM 3:00PM-5:00PM 12:00PM-2:00PM 6:00PM-8:00PM	CLIENT ARRIVAL GOLF GREEN SETUP BEGINS EXHIBITOR LOAD-IN COMPUTER SETUP COMPUTER TRAINING SESSIONS MEETINGS LUNCH BUFFET KEY CUSTOMER WALK THROUGH (400 PEOPLE)	KR	EST. ATTENDANCE: 1500
	OPERA GR - CARMEN	DVPH	8:00AM-8:00PM	MOVE-IN	AK	EST. ATTENDANCE: 50
	REDKEN VIP	BOARDROOM	8A - 4P	MEETING	MJ	EST. ATTENDANCE: 50
TUES. OCT 23	2007 MICH. REHABILITATION CONF.	EH C	12:00PM 3:00PM 4:00PM 7:00PM-10:00PM	CLIENT ARRIVAL GRAND KEY VEHICLE EXHIBIT SETUP EXHIBIT SETUP	TJ	EST. ATTENDANCE: 1500
	2008 MOLLEMARKET	EHAB	6:30AM 7:30AM-9:00AM 7:30AM 8:00AM-6:00PM 12:00PM-2:00PM	CLIENT ARRIVAL BREAKFAST EXHIBITORS ALLOWED IN EH EXPO OPEN LUNCH BUFFET	KR	EST. ATTENDANCE: 1500
	MILLER JOHNSON PLC	BALL C-D	4:00PM 5:00PM - 8:00PM	ROOM SET COMPLETE SET PAPERWORK ON TABLES	MJ	EST. ATTENDANCE: 250
	WARNER, NORCROSS & JUDD	BALLROOM C	10:00AM 10:00AM - 11:00AM 11:15AM - 12:00PM 12:00PM - 1:30PM 2:00PM 2:00PM - 2:30PM	CLIENT ARRIVAL SET-UP SPEAKER LUNCH EVENT OVER LOAD-OUT	AD	EST. ATTENDANCE: 250
	GRSO CLASSICAL III	DVPH	8:00AM-1:00PM 3:30PM-6:00PM 7:30PM-10:00PM	MOVE IN REHEARSAL REHEARSAL	AK	EST. ATTENDANCE: 250

G A-F = Grand Gallery Meeting Rooms A-F
O A-H = Overlook Meeting Rooms A-H
GG = Grand Gallery Area
RO A-F = River Overlook A-F
MON A-D= Monroe Meeting Rooms

EH A-C = Exhibit Halls A-C
DV = DeVos Performance Hall
BALL A-D = Ballroom A-D

DEVOSPLACE

WEEKLY - 2007

WED. OCT 24	2007 MICH. REHABILITATION CONF.	GO D GO D G A-F GO D BALL A GO A-H G A-F GO A-H G A-F EH C G C-F	8:00AM 9:00AM-10:00AM 10:15AM-11:30AM 10:15AM-11:15AM 1:00PM-2:00PM 2:15PM-3:30PM 2:15PM-3:30PM 4:00PM-5:15PM 4:00PM-5:15PM 5:15PM-6:30PM 6:30PM-8:00PM	VOLUNTEER TRAINING FACILITATOR'S TRAINING SESSIONS FACILITATOR'S TRAINING OPENING KEY NOTE SESSIONS SESSIONS SESSIONS EXHIBIT'S OPEN / RECEPTION SESSION	TJ	EST. ATTENDANCE: 850
	MILLER, JOHNSON, PLC	WEST GG BALLROOM CD RO AB, CD, EF BOARDROOM RO AB, CD, EF BOARDROOM EHAB	6:30AM 7:30AM - 8:00AM 8:00AM - 9:30AM 9:30AM - 9:45AM 9:45AM - 11:00AM 11:00AM - 11:15AM 11:15AM - 12:30PM	CLIENT ARRIVAL REGISTRATION GENERAL SESSION BREAK BREAKOUT SESSIONS BREAK BREAKOUT SESSIONS	MJ	EST. ATTENDANCE: 400
	2008 MOLLEMARKET	DVPH	6:30AM 7:30AM 8:00AM-9:00AM 8:00AM-6:00PM 12:00PM-2:00PM 6:00PM-10:00PM 3:30PM-6:00PM 7:30PM-10:00PM	CLIENT ARRIVAL EXHIBITORS ALLOWED IN EH BREAKFAST EXPO OPEN LUNCH BUFFET LOAD-OUT REHEARSAL REHEARSAL	KR	EST. ATTENDANCE: 1500
THURS. OCT 25	HEARTS AT HOME GREAT LAKES REGIONAL CONFERENCE	BALL A-B	8:00AM - 6:00PM	SET UP	RC	
	2007 MICH. REHABILITATION CONF.	GO A-H G A-F EH C GO A-H G A-F GO A-H G A-F EH C EH C GO A-H G A-F	8:45AM-10:00AM 8:45AM-10:00AM 9:45AM-3:00PM 10:30AM-11:45AM 10:30AM-11:45AM 1:15PM-2:30PM 1:15PM-2:30PM 2:15PM-3:00PM 3:00PM-5:00PM 3:00PM-4:15PM 3:00PM-4:15PM	SESSIONS SESSIONS EXHIBITS OPEN SESSIONS SESSIONS SESSIONS EXHIBITS FINALE EXHIBIT BREAKDOWN SESSIONS SESSIONS	TJ	EST. ATTENDANCE: 850
	ENGINEERING EXAMS - ELSESE	GG A-F	1:30PM 2:00PM	CLIENT ARRIVAL EXAMS DELIVERED	RC	
	GRSO CLASSICAL III	DVPH	7:30PM-10:00PM	REHEARSAL	AK	
	NATL. ASSN. FOR PUPIL TRANSPORTATION FALL	EH BC	8:00AM-???	EQUIPMENT STORAGE	KR	

G A-F = Grand Gallery Meeting Rooms A-F
O A-H = Overlook Meeting Rooms A-H
GG = Grand Gallery Area
RO A-F = River Overlook A-F
MON A-D= Monroe Meeting Rooms

EH A-C = Exhibit Halls A-C
DV = DeVos Performance Hall
BALL A-D = Ballroom A-D

DEVOS-PLACE

WEEKLY - 2007

CONVENTION	EH C STORAGE						
FRI. OCT 26							
HEARTS AT HOME GREAT LAKES REGIONAL CONFERENCE ENGINEERING EXAMS	BALL A-B BALL C-D		7:00AM - 9:00PM	MEETING	RC		
	GG A-F		6:00AM 6:30AM 7:15AM 8:00AM-12:00PM 12:00PM-1:00PM 1:15PM 1:30PM-5:45PM 6:30PM	PROCTORS ARRIVE EXAMINEES ARRIVE REGISTRATION EXAM LUNCH ADMITTANCE TO ROOM EXAM GUESTS DEPART	RC	EST. ATTENDANCE: 52	
GRSO CLASSICAL III	DVPH		7:00PM-7:30PM 8:00PM-10:00PM	UPBEAT PERFORMANCE	AK		
THE NEUROBIOLOGY OF GIRLS	MON A		7:45A 7:45A - 8:15A 8:15A - 9A 9A - 10:15A 10:15A - 10:30A 10:30A - 12P 12P - 1:15P 12P 1:15P - 3:00P 3:00P - 3:15P 3:15P - 4:15P 4:15P	CLIENT ARRIVAL SET UP REGISTRATION SESSION BREAK SESSION LUNCH OPS TO REFRESH ROOM SESSION BREAK SESSION EVENT OVER	AD	EST. ATTENDANCE: 100	
NATL. ASSN. FOR PUPIL TRANSPORATION FALL CONVENTION	BOARDROOM GG EH BC		7:00AM-5:00PM 8:00AM-5:00PM 8:00AM-5:00PM	BOARD MEETING REGISTRATION SETUP DECORATOR SETUP - CARPET LAYING	KR		
2007 MICH. REHABILITATION CONF.	GO GO B-H BO B-H		8:00AM-9:00AM 9:00AM-10:15AM 10:45AM-12:00PM	CONTINENTAL BREAKFAST SESSIONS SESSIONS	TJ	EST. ATTENDANCE: 850	
SAT. OCT 27							
HEARTS AT HOME GREAT LAKES REGIONAL CONFERENCE	BALL A-B BALL C-D		7:00AM - 6:00PM 6:00PM - 9:00PM	MEETING Load Out	RC		
OPERA GR - CARMEN	RECITAL HALL		1P-4P	REHEARSAL	AK		
ENGINEERING EXAMS - ELSSES	GG A-F		6:00AM 6:30AM 7:15AM 8:00AM-12:00PM 12:00PM-1:00PM 1:15PM 1:30PM-5:45PM	PROCTORS ARRIVE EXAMINEES ARRIVE REGISTRATION EXAM LUNCH ADMITTANCE TO ROOM EXAM	RC	EST. ATTENDANCE: 192	

G A-F = Grand Gallery Meeting Rooms A-F
O A-H = Overlook Meeting Rooms A-H
GG = Grand Gallery Area
RO A-F = River Overlook A-F
MON A-D= Monroe Meeting Rooms

EH A-C = Exhibit Halls A-C
DV = DeVos Performance Hall
BALL A-D = Ballroom A-D

DEVOS-PLACE

WEEKLY - 2007

			6:30PM	GUESTS DEPART		
	GRSO CLASSICAL III	DVPH	7:00PM-7:30PM 8:00PM-10:00PM 10:00PM-12:00AM	UPBEAT PERFORMANCE MOVE OUT	AK	
	NATL. ASSN. FOR PUPIL TRANSPORTATION FALL CONVENTION	GG BOARDROOM RO F GGO F-H RO CD	8:00AM-5:00PM 12:00AM-11:59PM 12:00AM-11:59PM 8:00AM-5:00PM 2:00PM-4:00PM	REGISTRATION BOARD MEETING - 24 HOUR HOLD ON ROOM WORK ROOM - 24 HOUR HOLD ON ROOM PROFESSIONAL DEVELOPMENT SERIES LEADERSHIP ROUNDTABLE	KR	
SUN. OCT 28	NATL. ASSN. FOR PUPIL TRANSPORTATION FALL CONVENTION	GG EH BC BOARDROOM RO F GGO F-H GG E GGO AB RO A RO CD BALL CD GG A-D RO B SECCHIA LOBBY BALL AB RECITAL HALL/ DVPH	7:00AM-5:00PM ??? 12:00AM-11:59PM 12:00AM-11:59PM 7:00AM-11:00AM 7:00AM-7:00PM 8:00AM-5:00PM 8:00AM-5:00PM 8:00AM-9:00AM 9:00AM-9:45AM 10:00AM-12(NOON) 1:00PM-5:30PM 2:00PM-4:00PM 6:00PM-7:00PM 6:30PM-10:00PM 8:00AM-5:00PM 6:30PM-10:30PM	REGISTRATION DECORATOR TO BEGIN SETUP BOARD MEETING - 24 HOUR HOLD ON ROOM WORK ROOM - 24 HOUR HOLD ON ROOM PROF DEVELOPMENT SERIES IC DEALER TRAINING COMMITTEE MEETINGS CERTIFICATION EXAMS LED INITIATIVE CONFERENCE ORIENTATION GENERAL SESSION CONCURRENT WORKSHOPS GUEST PROGRAM RECEPTION AWARDS BANQUET MOVE IN REHEARSAL	KR	
MON. OCT 29	NATL. ASSN. FOR PUPIL TRANSPORTATION NATL FALL CONVENTION	GG BOARDROOM RO F GG E BALL AB EH BC GG A-D	7:00AM-5:00PM 12:00AM-11:59PM 12:00AM-11:59PM 7:00AM-5:00PM 7:30AM-10:00AM AFTER 10AM - BEFORE 3:00PM 7:00AM-6:00PM 6:00PM-11:00PM 10:15AM-12:00PM	REGISTRATION BOARD MEETING - 24 HOUR HOLD ON ROOM WORK ROOM - 24 HOUR HOLD ON ROOM IC DEALER TRAINING RECOGNITION BREAKFAST OPS CHANGEOVER EXHIBITOR MOVE-IN DECORATOR SETUP CONCURRENT WORKSHOPS	KR	

G A-F = Grand Gallery Meeting Rooms A-F
O A-H = Overlook Meeting Rooms A-H
GG = Grand Gallery Area
RO A-F = River Overlook A-F
MON A-D= Monroe Meeting Rooms

EH A-C = Exhibit Halls A-C
DV = DeVos Performance Hall
BALL A-D = Ballroom A-D

DEVOS-PLACE

WEEKLY - 2007

			GGO A GGO F-H BALL CD RO CD BALL AB	2:00PM-5:00PM 1:00PM-5:00PM 1:00PM-1:45PM 2:00PM-2:45PM AFTER 2:00PM 7:00PM-11:00PM	NCST STEERING COMM MTI PROF DEVELOPMENT SERIES KEYNOTE SESSION POP UP MEETING FLORIST/BAND TO ARRIVE - CLIENT ROOM SETUP THEME DINNER/PARTY MOVE IN REHEARSAL		
	OPERA GR - CARMEN		RECITAL HALL/ DVPH	8:00AM-6:00PM 7:30PM-11:30PM		AK	
TUES. OCT 30	NATL. ASSN. FOR PUPIL TRANSPORTATION NATL FALL CONVENTION		GG BOARDROOM RO F GGO F-H GGO C BALL CD GG A-D GGO A EH BC EH A RO E GG DE	7:00AM-5:00PM 12:00AM-11:59PM 12:00AM-11:59PM 8:00AM-12:00PM 7:00AM-12:00PM 7:30AM-9:00AM 9:15AM-12:00PM 8:00AM-5:00PM 7:00AM-12:00PM 1:00PM-5:00PM 12:00PM-5:00PM 12:00PM-3:00PM AFTER 5:00PM	REGISTRATION BOARD MEETING - 24 HOUR HOLD ON ROOM WORK ROOM - 24 HOUR HOLD ON ROOM PROF DEVELOPMENT SERIES IC ADVISORY MEETING GENERAL SESSION CONCURRENT SESSIONS COMMITTEE MEETING EXHIBITOR MOVE-IN EXHIBITS OPEN SAFETY TOWN MOVE-IN CONF MEETING - 15 PEOPLE OPS TO CHANGE OVER DE INTO ONE ROOM	KR	
	OPERA GR - CARMEN		RECITAL HALL/ DVPH	8:00AM-6:00PM 7:30PM-10:30PM	MOVE IN REHEARSAL	AK	
WED. OCT 31	OPERA GR - CARMEN		RECITAL HALL/ DVPH	8A-6P 7:30P-10:30P	MOVE IN REHEARSAL	AK	
	NATL. ASSN. FOR PUPIL TRANSPORTATION NATL FALL CONVENTION		GG BOARDROOM RO F GGO F-H EH A EH BC EH A-C GGO AB GG A-C GG DE GGO CD	7:00AM-5:00PM 12:00AM-11:59PM 12:00AM-11:59PM 7:30AM-8:00AM 8:00AM-12:00PM 8:00AM-12:00PM 12:01PM-6:00PM 1:00PM-5:00PM 1:00PM-5:00PM 2:00PM-4:00PM 2:30PM-5:00PM	REGISTRATION BOARD MEETING - 24 HOUR HOLD ON ROOM WORK ROOM - 24 HOUR HOLD ON ROOM PROF DEVELOPMENT SERIES MI ASSN. SAFETY TOWN EXHIBITS OPEN EXHIBITOR MOVE-OUT COMMITTEE MEETINGS BLOCKBUSTER SESSION USER GROUP MEETING PASSENGER SAFETY TRAINING	KR	

G A-F = Grand Gallery Meeting Rooms A-F
 O A-H = Overlook Meeting Rooms A-H
 GG = Grand Gallery Area
 RO A-F = River Overlook A-F
 MON A-D= Monroe Meeting Rooms

EH A-C = Exhibit Halls A-C
 DV = DeVos Performance Hall
 BALL A-D = Ballroom A-D

DEVOS-PLACE

WEEKLY - 2007

		BALL CD BALL AB	2:30PM-5:00PM AFTER 2:00PM 7:00PM-11:00PM	GENERAL SESSION CLIENT ARRIVAL EXHIBITOR MOVE-IN EXHIBITOR ORIENTATION EXHIBITS OPEN DARK		
THUR NOV 1	MI ASSN OF SCHOOL BOARDS	BALL A-B BALL C BALL A-B DVPH	7:30AM 8:00AM - 2:00PM 2:15PM - 2:45PM 3:30PM - 5:30PM	CLIENT ARRIVAL EXHIBITOR MOVE-IN EXHIBITOR ORIENTATION EXHIBITS OPEN DARK	MJ	EST. ATTENDANCE: 800
	OPERA GR - CARMEN	BOARDROOM EH BC	12:00AM-5:00PM 7:00AM-12:00PM	BOARD MEETING DECORATOR TO COLLECT EQUIPMENT PROF DEVELOPMENT SERIES PASSENGER SAFETY TRAINING	AK	
	NATL. ASSN. FOR PUPIL TRANSPORTATION NATL FALL CONVENTION	GGO F-H GGO CD	8:00AM-12:00PM 8:00AM-5:00PM		KR	
FRI. NOV 2	METROPOLITAN FOUNDATION DINNER	BALL B-D	7:00PM - 11:00PM 11:00PM 3 RD SHIFT	IA SETUP OPS TO SET DANCE FLOOR OPS TO SET TABLES AMWAY TO LINEN TABLES	MJ	
	MI ASSN OF SCHOOL BOARDS	BALL A-B BALL C BALL A-B	9:30AM 10:00AM 11:30AM - 12:30PM 12:30PM - 2:30PM 2:30PM - 4:30PM	CLIENT ARRIVAL VENDORS ALLOWED IN HALL EXHIBITOR LUNCH EXHIBITS OPEN EXHIBITOR MOVE-OUT	MJ	EST. ATTENDANCE: 800
	OPERA GR - CARMEN	DVPH RECITAL HALL	7:30PM-10:30PM	PERFORMANCE	AK	
	BULLERI / HOWELL WEDDING	RO A-B	5:00PM - 7:00PM	REHEARSAL	AD	
	AFLAC	GG A-D GG E-F GO A-H RO A-E	8:00AM - 5:00PM 8:00AM - 5:00PM 8:00AM - 5:00PM 8:00AM - 5:00PM	GENERAL SESSION BREAKOUT SESSION BREAKOUT SESSION BREAKOUT SESSION	AD	
	CHASE BANK OPERA RECEPTION	BOARDROOM	5:00PM-12:00AM	RECEPTION	AK	
SAT. NOV 3	MIDWEST INDUSTRIAL WOODWORKING EXPO	EH A-C		SET UP	KR	
	OPERA GR - CARMEN	DVPH/ RECITAL HALL	7:30PM-10:30PM 10:30PM-2:30AM	PERFORMANCE MOVE OUT	AK	
	BULLERI / HOWELL WEDDING	RO A-F RO PRE-FUNCTION	4:00PM - 8:00PM 4:00PM - 8:00PM	CEREMONY	AD	
	METROPOLITAN FOUNDATION DINNER	BALL B-D GG DEF SECCHIA LOBBY	8:00AM 9:00AM 3:30PM - 5:30PM 5:30PM - 6:30PM 6:00PM - 6:50PM	CLIENT AND IA ARRIVAL FLORIST ARRIVAL BAND SOUND CHECK PRIVATE RECEPTION GENERAL RECEPTION	MJ	EST. ATTENDANCE: 900

G A-F = Grand Gallery Meeting Rooms A-F
O A-H = Overlook Meeting Rooms A-H
GG = Grand Gallery Area
RO A-F = River Overlook A-F
MON A-D= Monroe Meeting Rooms

EH A-C = Exhibit Halls A-C
DV = DeVos Performance Hall
BALL A-D = Ballroom A-D

DEVOS-PLACE

WEEKLY - 2007

				6:55PM 7:15PM - 7:45PM 7:45PM - 8:45PM 8:00PM - 9:30PM 9:30PM - 12:00AM 12:00AM - 2:00AM 7:00AM-8:00PM	DOORS FOR DINNER PROGRAM DINNER ENTERTAINMENT BAND AND DANCING PRODUCTION LOAD-OUT MEETING		
	DA AUCTIONEERS		MON B-D				
SUN. NOV 4	MIDWEST INDUSTRIAL WOODWORKING EXPO		EH A-C		SET UP	KR	
	SIGNATURE CHEF AUCTION		BALL A-D	8:00AM - 5:00PM	SETUP	MJ	
	SAMMY HAGAR		DVPH RECITAL HALL	8A-5P ALL DAY 7:30P-10P 10P-1A	MOVE IN MEALS PERFORMANCE MOVE OUT	AK	
MON. NOV 5	MIDWEST INDUSTRIAL WOODWORKING EXPO		EH A-C		SET UP	KR	
	SIGNATURE CHEF AUCTION		BALL A-D	4:00PM - 10:00PM	DINNER	MJ	
	BRAVO AWARDS		DVPH	8A-12A	DECK LOAD IN	AK	
TUES. NOV 6	MIDWEST INDUSTRIAL WOODWORKING EXPO		EH A-C G A-F O A-H		SET UP BREAKOUT ROOMS BREAKOUT ROOMS	KR	
	CALVIN COLLEGE ANNUAL SCHOLARSHIP DINNER		BALL A-B		DINNER	KR	
	BRAVO AWARDS		DVPH	8A-8P	PRODUCTION LOAD IN	AK	
	GERBER PRODUCTS COMPANY		RO A-E BOARDROOM		MEETING LUNCH		
WED. NOV 7	MIDWEST INDUSTRIAL WOODWORKING EXPO		O A-H EH A-C		BREAKOUT ROOMS SET UP	KR	
	YWCA TRIBUTE! AWARDS CEREMONY		BALL A-B	8:00AM-3:00PM	LUNCH	RC	
	BRAVO AWARDS		DVPH/ MON A-D/ RECITAL HALL	1P-3:30P 5:30P-7P 7:20P-9:45P 9:45P-11P 9:45P-1A	REHEARSAL COCKTAILS DINNER/PROGRAM RECEPTION PRODUCTION OUT	AK	
	THE WINNING MINDS GROUP PRESENTS THE POWER OF GOALS		BALL C-D	8:00AM-5:00PM	MEETING	RC	
THUR NOV 8	MIDWEST INDUSTRIAL WOODWORKING EXPO		O A-H		BREAKOUT ROOMS	KR	

G A-F = Grand Gallery Meeting Rooms A-F
O A-H = Overlook Meeting Rooms A-H
GG = Grand Gallery Area
RO A-F = River Overlook A-F
MON A-D= Monroe Meeting Rooms

EH A-C = Exhibit Halls A-C
DV = DeVos Performance Hall
BALL A-D = Ballroom A-D

DEVOS-PLACE

WEEKLY - 2007

		EH A-C			EXHIBIT		
	COGNEX	MON B		5:00PM	MEETING		
	SPECTRUM HEALTH ANNUAL MANAGEMENT LEARNING CONF.	BALL B-D			SETUP		
	GRSO POPS II	DVPH		8AM-1PM 1PM-5PM 7:00PM-10PM	DECK OUT MOVE IN REHEARSAL	AK	
	GRAND RAPIDS COMMUNITY FOUNDATION	MON A-D RECITAL HALL BOARDROOM		2:00PM-12:00AM 2:00PM-12:00AM	MEETING RECEPTION	AD	
	ACCESSA				RECEPTION	RC	
	GERBER PRODUCTS COMPANY	RO A-F RO P-FUNC			MEETING LUNCH		
FRI. NOV 9	MIDWEST INDUSTRIAL WOODWORKING EXPO	O A-H EH A-C MON B		5:00PM	BREAKOUT ROOMS EXHIBIT MEETING	KR	
	COGNEX						
	SPECTRUM HEALTH ANNUAL MANAGEMENT LEARNING CONF.	BALL B-D		8:00AM-6:00PM	MEETING	TJ	
	CITY MANAGER'S MEETING	RO A		8:00AM-11:00AM	MEETING	AD	
	GRABILL ENTERPRISES FALL CONFERENCE	BALL A		8:00AM-5:00PM	MEETING	AD	
	GRSO POPS II	DVPH		8:00PM-10PM	PERFORMANCE	AK	
SAT. NOV 10	MIDWEST INDUSTRIAL WOODWORKING EXPO	EH A-C			TEAR DOWN	KR	
	GRABILL ENTERPRISES FALL CONFERENCE	BALL A		8:00AM-5:00PM	MEETING	AD	
	GRSO POPS II	DVPH		8:00P-10P	PERFORMANCE	AK	
SUN. NOV 11	MIDWEST INDUSTRIAL WOODWORKING EXPO	EH A-C			TEAR DOWN	KR	
	GRABILL ENTERPRISES FALL CONFERENCE	BALL A		8:00AM-5:00PM	TEARDOWN	AD	
	NHA FALL LEADERSHIP INSTITUTE	RECITAL HALL MON A-D O A-H RO A-F G A-F BOARD BALL A-D DVPH			SETUP SETUP SETUP SETUP SETUP SETUP PERFORMANCE	RC	
	GRSO POPS II			3:00P-5P		AK	

G A-F = Grand Gallery Meeting Rooms A-F
O A-H = Overlook Meeting Rooms A-H
GG = Grand Gallery Area
RO A-F = River Overlook A-F
MON A-D= Monroe Meeting Rooms

EH A-C = Exhibit Halls A-C
DV = DeVos Performance Hall
BALL A-D = Ballroom A-D

DEVOS-PLACE

WEEKLY - 2007

MON NOV 12	MIDWEST INDUSTRIAL WOODWORKING EXPO	EH A-C		TEAR DOWN	KR	
	NHA FALL LEADERSHIP INSTITUTE	RECITAL HALL MON A-D O A-H RO A-F G A-F BOARD BALL A-D		BREAKOUT ROOM BREAKOUT ROOM BREAKOUT ROOM BREAKOUT ROOM BREAKOUT ROOM GENERAL SESSION	RC	
TUE NOV 13	NHA FALL LEADERSHIP INSTITUTE	RECITAL HALL MON A-D O A-H RO A-F G A-F BOARD BALL A-D		BREAKOUT ROOM BREAKOUT ROOM BREAKOUT ROOM BREAKOUT ROOM BREAKOUT ROOM GENERAL SESSION	RC	
	GRSO CLASSICAL IV	DVPH	8A-1P 7:30PM-10P	MOVE IN REHEARSAL	AK	
	MICHIGAN MERIT EXAM TRAINING WORKSHOP	EH A		SETUP	RC	
WED NOV 14	NHA FALL LEADERSHIP INSTITUTE	RECITAL HALL MON A-D O A-H RO A-F G A-F BOARD BALL A-D		BREAKOUT ROOM BREAKOUT ROOM BREAKOUT ROOM BREAKOUT ROOM BREAKOUT ROOM GENERAL SESSION	RC	
	GRSO CLASSICAL IV	DVPH	3:30P-6P 7:30P-10P	REHEARSAL REHEARSAL	AK	
	MICHIGAN MERIT EXAM TRAINING WORKSHOP	EH A	7:00AM-5:00PM	MEETING	RC	
THR NOV 15	NHA FALL LEADERSHIP INSTITUTE	RECITAL HALL MON A-D O A-H RO A-F G A-F BOARD BALL A-D		BREAKOUT ROOM BREAKOUT ROOM BREAKOUT ROOM BREAKOUT ROOM BREAKOUT ROOM GENERAL SESSION	RC	
	GRSO CLASSICAL IV	DVPH	7P-10P	OPEN REHEARSAL	AK	
FRI NOV 16	NHA FALL LEADERSHIP INSTITUTE	RECITAL HALL MON A-D O A-H		BREAKOUT ROOM BREAKOUT ROOM BREAKOUT ROOM	RC	

G A-F = Grand Gallery Meeting Rooms A-F
O A-H = Overlook Meeting Rooms A-H
GG = Grand Gallery Area
RO A-F = River Overlook A-F
MON A-D= Monroe Meeting Rooms

EH A-C = Exhibit Halls A-C
DV = DeVos Performance Hall
BALL A-D = Ballroom A-D

DEVOS-PLACE

WEEKLY - 2007

		RO A-F G A-F BOARD BALL A-D			BREAKOUT ROOM BREAKOUT ROOM GENERAL SESSION UPBEAT PERFORMANCE		
	GRSO CLASSICAL IV	DVPH RECITAL HALL		7P-7:30P 8:00P-10P		AK	
SAT. NOV 17	GRSO CLASSICAL IV	DVPH RECITAL HALL		7P-7:30P 8:00P-10P	UPBEAT PERFORMANCE	AK	
	BETHANY CHRISTIAN SERVICES	BALL C-D		8:00AM - 5:00PM 5:00PM - 10:00PM	SETUP DINNER	MJ	
SUN. NOV 18							
MON NOV 19	BTG - DIRTY ROTTEN SCOUNDRELS	DVPH		TBD	HOUSE STRIP MOVE-IN	AK	
	FIRE ALARM INSPECTION				INSPECTION		
	WINNING MINDS PRESENTS TOM HOPKINS	BALL B BALL C		8:00AM-5:00PM 12:00PM-1:00PM	MEETING LUNCH	AD	
TUE NOV 20	BTG - DIRTY ROTTEN SCOUNDRELS	DVPH		8A-5P 7:30P-10:30P	MOVE IN PERFORMANCE	AK	
	FIRE ALARM INSPECTION				INSPECTION		

G A-F = Grand Gallery Meeting Rooms A-F
O A-H = Overlook Meeting Rooms A-H
GG = Grand Gallery Area
RO A-F = River Overlook A-F
MON A-D= Monroe Meeting Rooms

EH A-C = Exhibit Halls A-C
DV = DeVos Performance Hall
BALL A-D = Ballroom A-D