


← → ↻ fbcfa.fairwire.com/confirm.aspx

Register Entries Review Pay Commi Finish



Powered by ShoWorks

Completed!

✔ **Upload of files needed**

Your entries were successfully submitted however you have 1 entry that requires a file to be uploaded (document, photo, audio, or video).

⚠ Click the 'Upload File(s)' button to be taken to a location to upload your file.

If you experience difficulty or need to resend your file at a later time, you can do so by logging in and choosing 'My Account'.

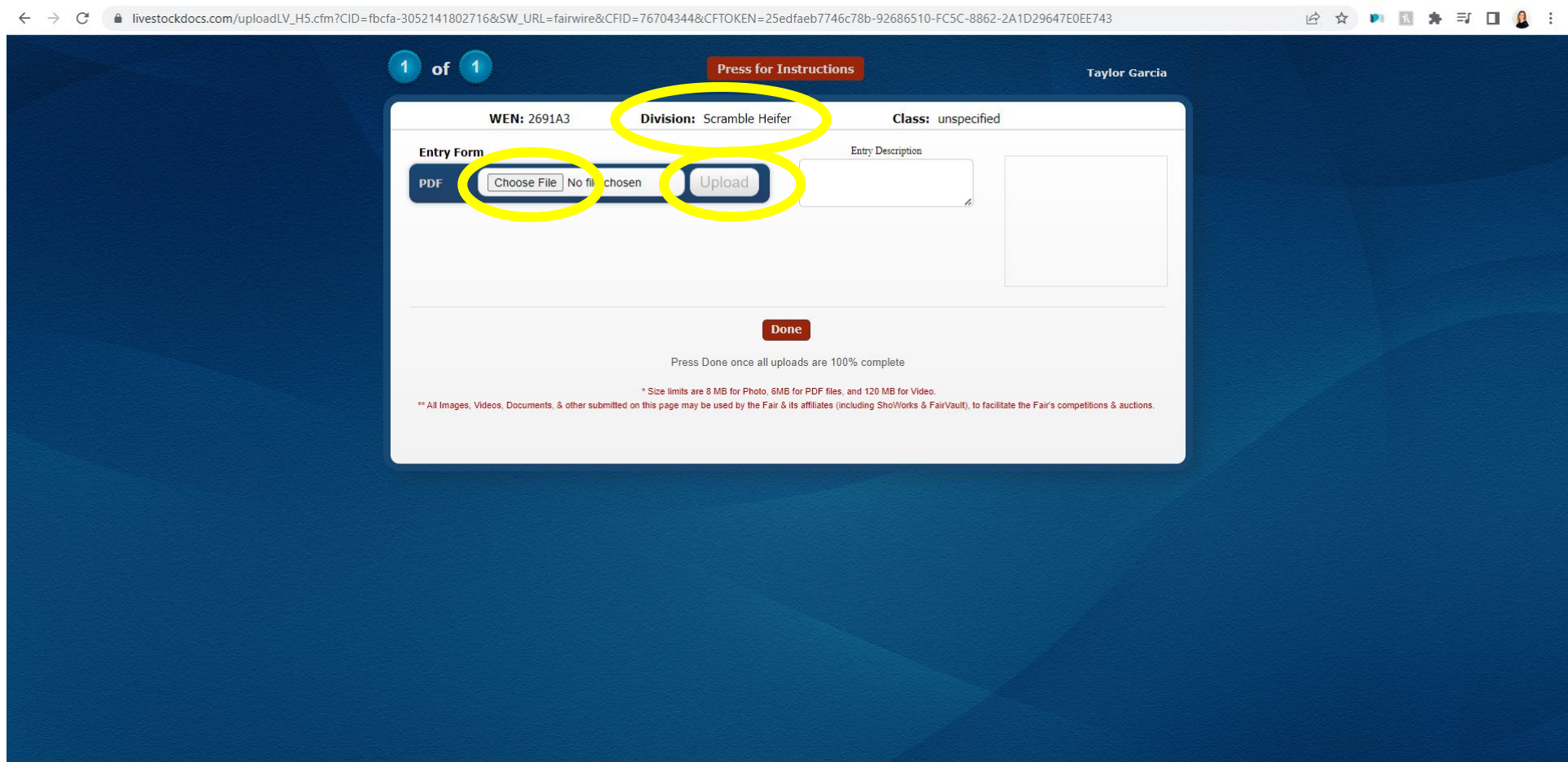
🖨 Don't forget to print!

Transaction Summary for Fort Bend County Fair	
Confirmation ID:	fbcfa-3052141802716
Total Exhibitors:	1
Total Entries:	1
Total Additional Items:	0
Transaction Time:	2/21/2023 2:18:02 PM
Transaction Amount:	\$0.00
Transaction Payment:	\$0.00
Transaction Balance:	\$0.00

Also, email a copy of my receipt to:

[Print Detailed Receipt](#) [Upload File\(s\) →](#)

After payment has been made, please click the “upload files” button.



Select “choose file” and choose the completed entry form for the division listed on this screen. The document can be a photo or pdf. Then press the upload button.

1 of 1 Press for Instructions Taylor Garcia

WEN: 2691A3 Division: Scramble Heifer Class: unspecified

Entry Form

PDF 2023 Bu...Rules.pdf

474.34KB/s | 00:00:00 100% 237.2 KB

Entry Description

File Uploaded
[View File](#)
[\(Delete File\)](#)

Press Done once all uploads are 100% complete

* Size limits are 8 MB for Photo, 6MB for PDF files, and 120 MB for Video.
** All Images, Videos, Documents, & other submitted on this page may be used by the Fair & its affiliates (including ShoWorks & FairVault), to facilitate the Fair's competitions & auctions.

It will say "Upload Complete" and "File Uploaded" when it has been uploaded completely. You can then select "View File" to review it if needed. Then you're done!

fbcfair.fairwire.com/finish.aspx?CID=fbcfa-3052141802716

Fort Bend County Fair

Home Hello, Taylor

Save Edit

Your Entry Cart

TAYLOR GARCIA: 0 Items

Register Entries Review Pay Confirm

Thank you!

Signed in as Exhibitor 'Taylor Garcia'

Your Profile

Your Past Transactions

Sign Out

Your items were submitted and will be processed by the Fair Office shortly. All items must be approved before final acceptance into the Fair. You may also go to your account to review this and past transactions as well as choose other printing options. To do this click 'Go to My Account Summary'.

We value your feedback!
Would you take a second to let us know your experience with this website?

Rate your experience:
☆☆☆☆☆

Go to my Account Summary

ShoWorks by Gladstone Inc. ©
About Gladstone | Privacy Policy | Copyright Info | Contact Us
Gladstone Inc. is not responsible for content posted by fairs. © Gladstone Inc. All rights reserved.

If we contact you to fix something on the entry form, you can correct it and upload a new document. To do so, log in to your account and click the drop-down by your name in the top right corner. Select “Your Past Transactions”

Fort Bend County Fair

Save Edit

Your Entry Cart

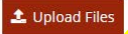



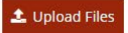

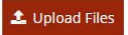

TAYLOR GARCIA:
0 Items



Powered by ShoWorks

Transactions

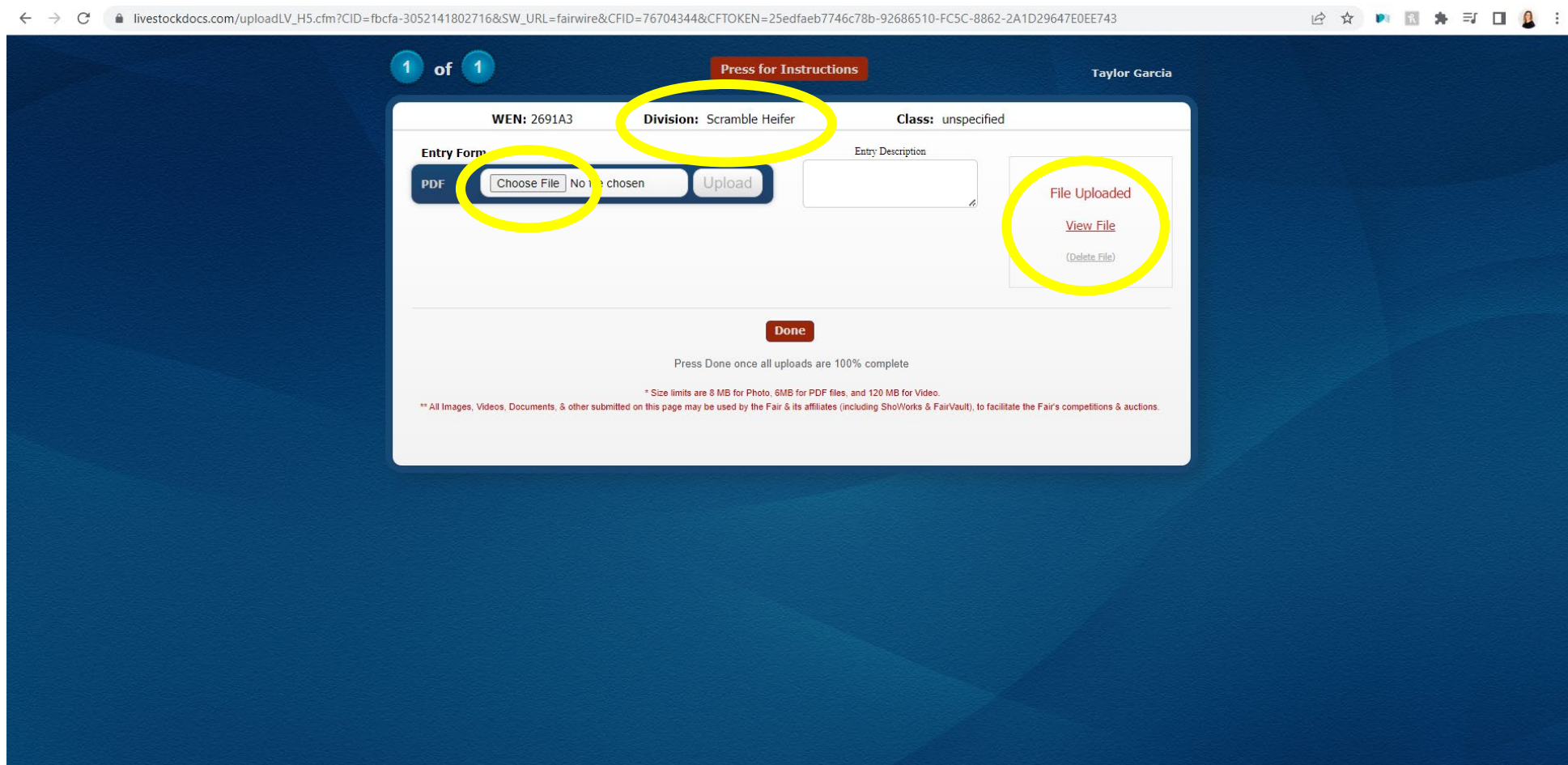
The following transactions were made by the Exhibitor 'Taylor Garcia'. You may choose to print receipts for any transaction or print a packing list for all entries.

Upload Media	Receipt	Confirmation ID	Cart Time	Exhib	Entries	Fees	Amount
 Upload Files	 Receipt	fbcfair-3052141802716	2/21/2023 2:18:02 PM	1	1	0	\$0.00
 Upload Files	 Receipt	fbcfair-3052122234353	2/21/2023 12:22:34 PM	1	2	0	\$0.00
 Upload Files	 Receipt	fbcfair-3052113733299	2/21/2023 11:37:33 AM	1	1	0	\$0.00
 Upload Files	 Receipt	fbcfair-3052113509109	2/21/2023 11:35:09 AM	1	1	0	\$0.00
				4	5	0	\$0.00

[Review All](#) [Packing List](#)

Filter Reports by:

Click the “upload files” button next to the entry you need to fix the document for.



Make sure you are uploading the correct entry form for the correct division

1. Here you can view the file and delete the old file.

2. Then choose the corrected file, press “upload” and then “done” when finished.

If uploading corrected files, please let us know when you do so we can mark you as a completed entry to avoid late fees