

2023

**FORT WORTH
STOCK SHOW
& RODEO**

Pattern Book

Quarter Horse & Palomino Horse

Once trail patterns are finalized, they will be added to the pattern book.

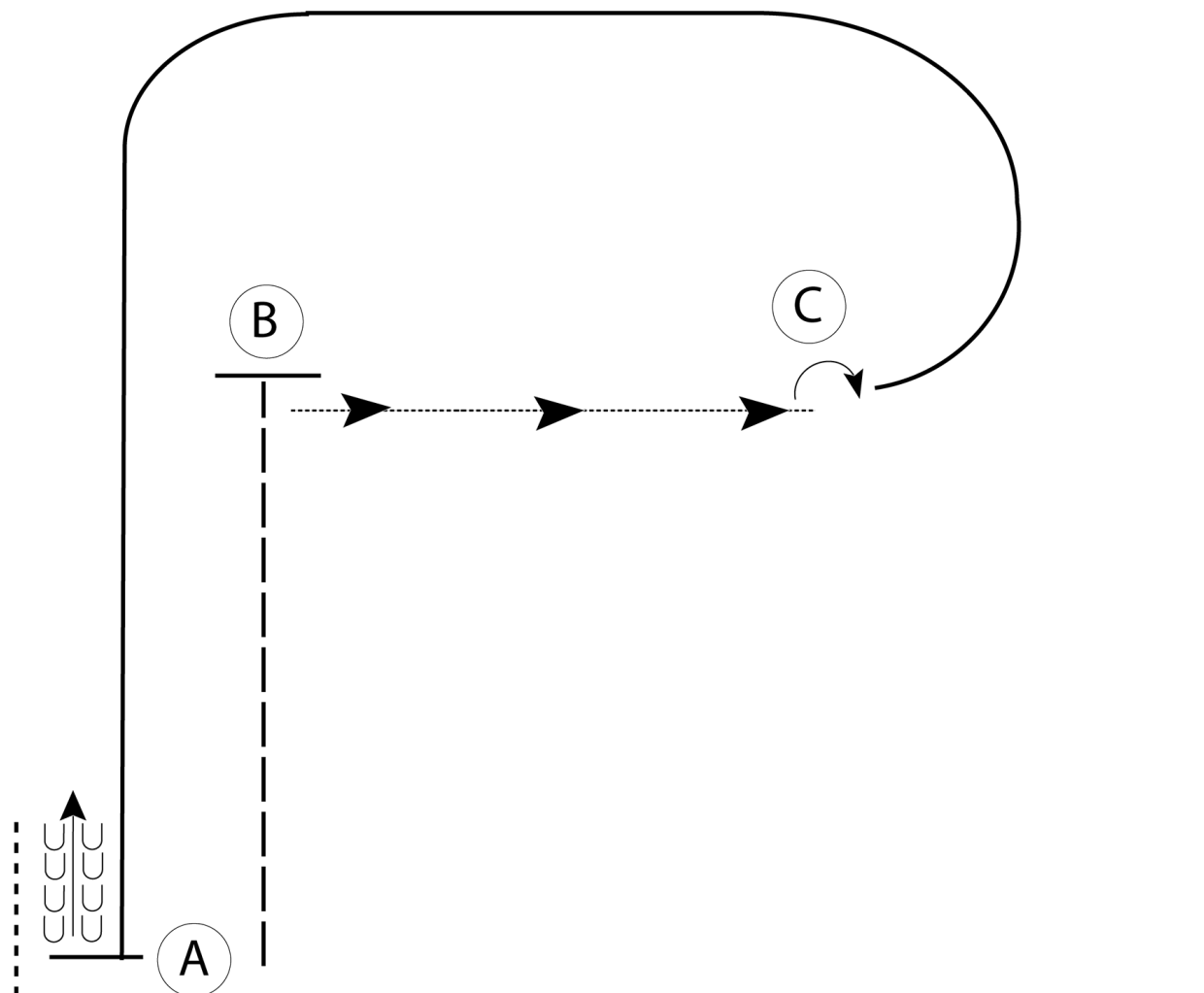
2023 FWSSR Quarter & Palomino Horse Show

Western Horsemanship (L1 Amateur, L1 Youth, 13 & Under)

Show Date: February 2023

www.HorseShowPatterns.com

www.HorseShowPatterns.com



1. Extend the jog from A to B.
2. Stop at B and sidepass to C.
3. Perform a 90 degree turn to the right on the hindquarters. Lope left lead around B to A.
4. Stop and back three steps.
5. Walk to the line-up.

Walk	-----
Jog	- - - - -
Extended Jog	- - - - -
Lope	—————
Leg Yield	
Lead Change	— / —
Back	← ← ← — — —
Marker	⊙ B
Sidepass	← — — — →

[WH/2-53]

Pattern Provided by:
FWSSR

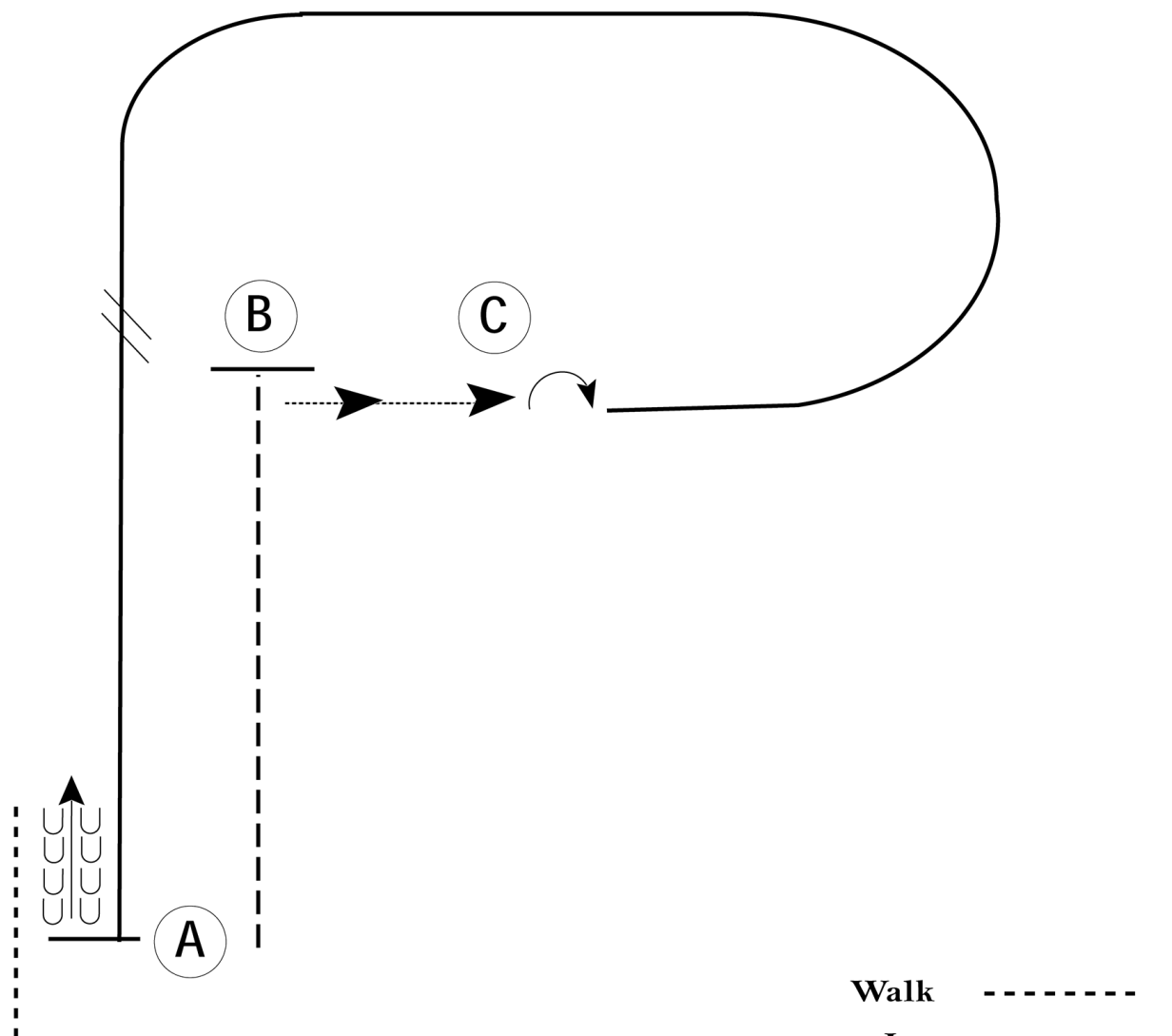
2023 FWSSR Quarter & Palomino Horse Show

Western Horsemanship (Amateur, Select, Youth 14-18 (AQHA), Youth 18 & Under (PHBA))

Show Date: February 2023

w w w . H o r s e S h o w P a t t e r n s . c o m

w w w . H o r s e S h o w P a t t e r n s . c o m



Be ready at A.

1. Jog from A to B.
2. Stop at B and sidepass to C.
3. Perform a 90 degree turn to the right.
4. Lope on the left lead around C and B.
5. Perform a flying lead change at B.
6. Lope on the right lead to A.
7. Stop at A and back approximately one horse length..
8. Walk forward and follow the instructions of your ring steward..

Walk	-----
Jog	- - - - -
Extended Jog	- - - - -
Lope	—————
Leg Yield	
Lead Change	— / —
Back	← ← ← ← ←
Marker	Ⓚ
Sidepass	← ——— →

[WH/3-53]

Pattern Provided by:
FWSSR

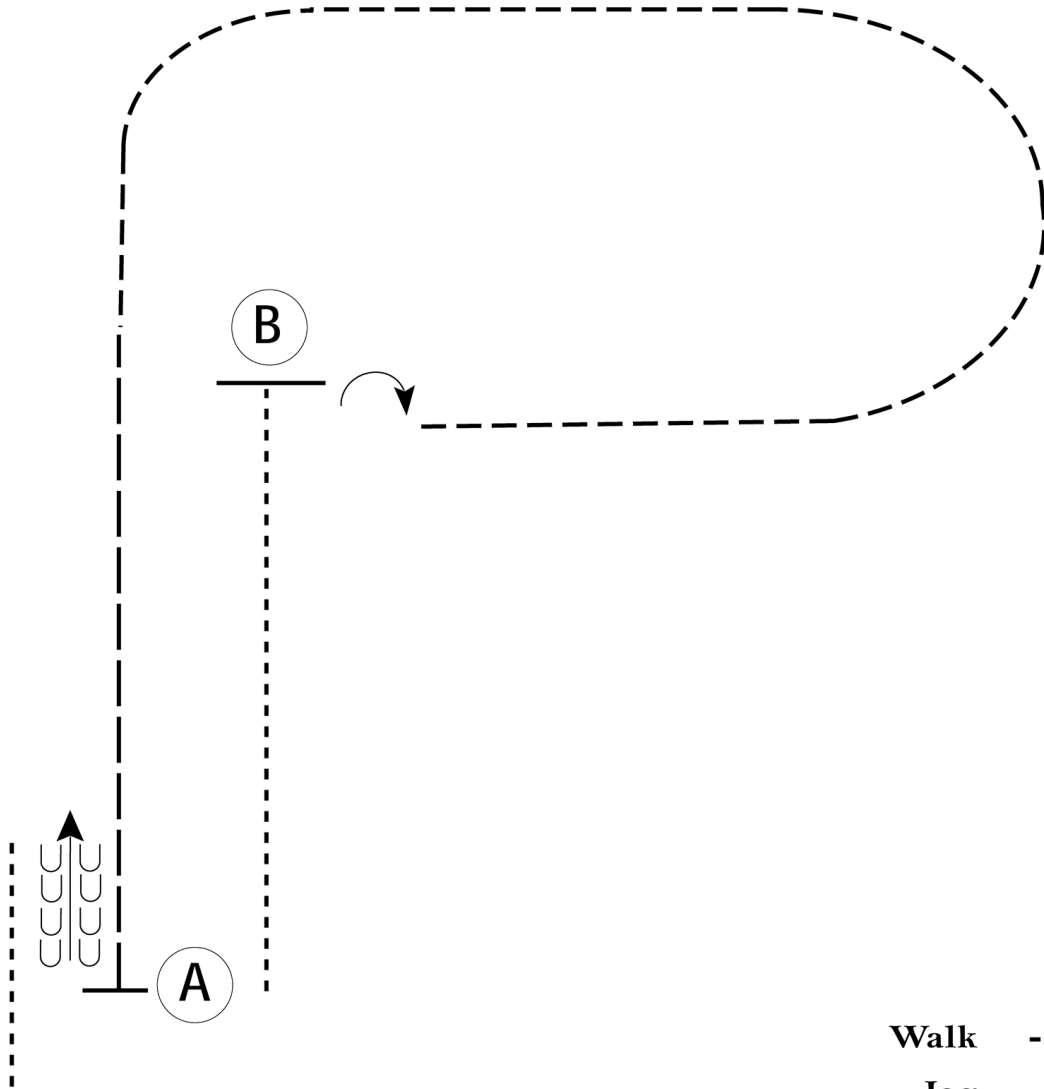
2023 FWSSR Quarter & Palomino Horse Show

Western Horsemanship (Walk Trot 11 & Under)

Show Date: February 2023

www.HorseShowPatterns.com

www.HorseShowPatterns.com



Be ready at A.

1. Walk from A to B.
2. Stop at B and turn 90 degrees to the right.
3. Jog around B as shown.
4. Extend the jog from B to A.
5. Stop at A and back approximately one horse length.
6. Walk forward and follow the instructions of your ring steward..

Walk	-----
Jog	- - - - -
Extended Jog	- - - - -
Lope	—————
Leg Yield	
Lead Change	— / —
Back	← ← ← ← ←
Marker	⊙ B
Sidepass	← ———— →

[WH/WT-53]

Pattern Provided by:
FWSSR

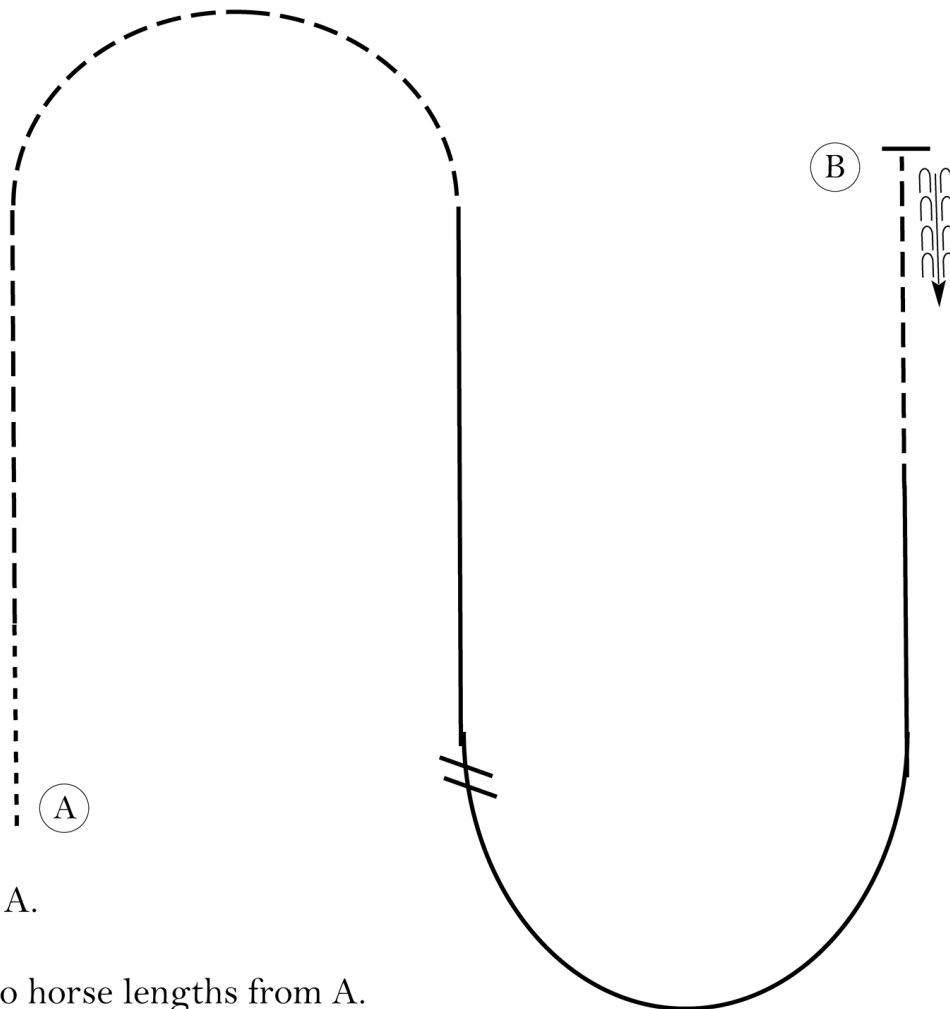
2023 FWSSR Quarter & Palomino Horse Show

Hunt Seat Equitation (L1 Amateur, L1 Youth, 13 & Under)

Show Date: February 2023

w w w . H o r s e S h o w P a t t e r n s . c o m

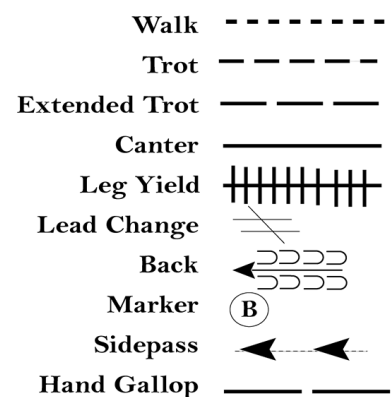
w w w . H o r s e S h o w P a t t e r n s . c o m



Be ready at A.

1. Walk two horse lengths from A.
2. Trot on the right diagonal until even with B.
3. Change diagonals and trot a half circle.
4. Canter on the right lead until even with A.
5. Perform a simple lead change.
6. Canter a half circle and halfway to B.
7. Sitting trot to B.
8. Stop when even with B and back approximately one horse length.

Follow the instructions of your ring steward.



[HSE/2-57]

Pattern Provided by:

FWSSR

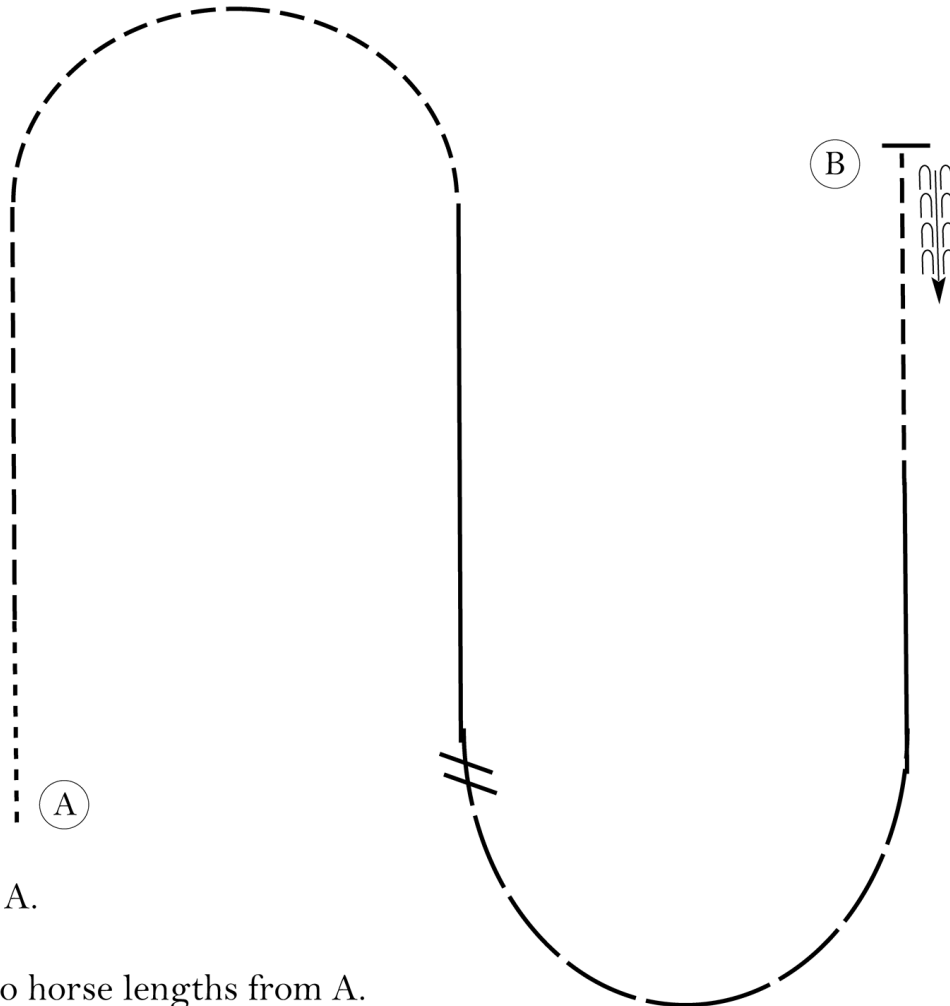
2023 FWSSR Quarter & Palomino Horse Show

Hunt Seat Equitation (Amateur, Select, Youth 14-18 (AQHA), Youth 18 & Under (PHBA))

Show Date: February 2023

w w w . H o r s e S h o w P a t t e r n s . c o m

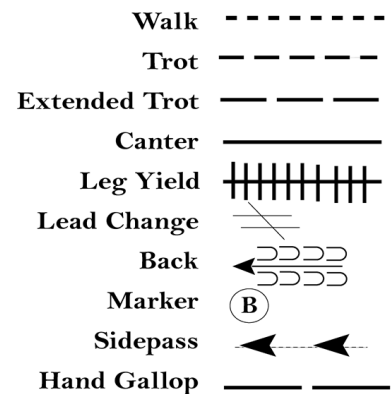
w w w . H o r s e S h o w P a t t e r n s . c o m



Be ready at A.

1. Walk two horse lengths from A.
2. Trot on the right diagonal until even with B.
3. Change diagonals and trot a half circle.
4. Canter on the right lead until even with A.
5. Change leads and hand gallop a half circle.
6. Slow to a canter and canter halfway to B.
7. Sitting trot to B.
8. Stop when even with B and back approximately one horse length.

Follow the instructions of your ring steward.



[HSE/3-57]

Pattern Provided by:

FWSSR

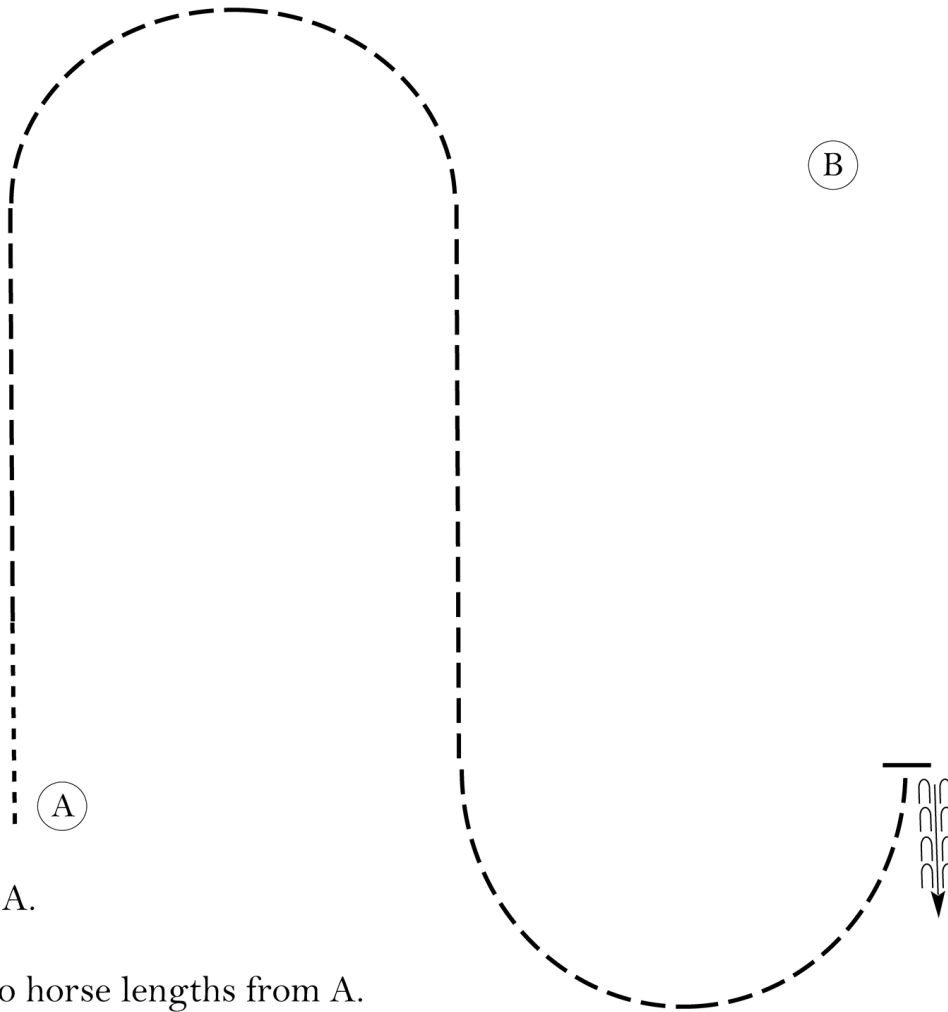
2023 FWSSR Quarter & Palomino Horse Show

Hunt Seat Equitation (Walk Trot 11 & Under)

Show Date: February 2023

w w w . H o r s e S h o w P a t t e r n s . c o m

w w w . H o r s e S h o w P a t t e r n s . c o m



Be ready at A.

1. Walk two horse lengths from A.
2. Trot forward and a half circle on the left diagonal until even with B.
3. Change diagonals and trot straight and then a half circle on the right diagonal until even with A.
4. Stop and back approximately one horse length.

Follow the instructions of your ring steward.

Walk	-----
Trot	- - - - -
Extended Trot	— — — — —
Canter	—————
Leg Yield	
Lead Change	↘ ↘ ↘
Back	← ← ←
Marker	⊙
Sidepass	← — — — — →
Hand Gallop	— — — — —

[HSE/WT-57]

Pattern Provided by:
FWSSR

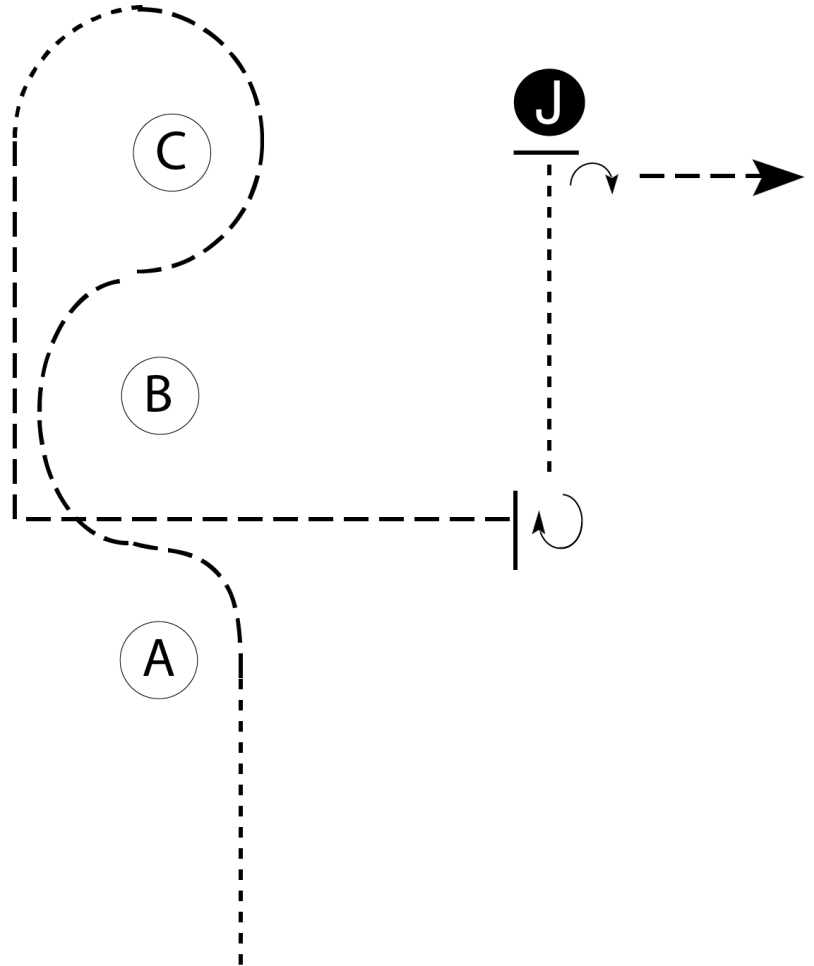
2023 FWSSR Quarter & Palomino Horse Show

Showmanship at Halter (Walk Trot 11 & Under)

Show Date: February 2023

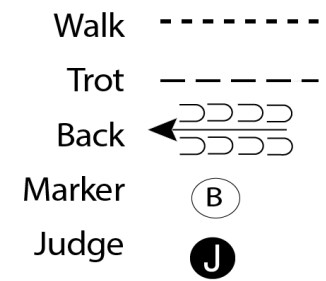
w w w . H o r s e S h o w P a t t e r n s . c o m

w w w . H o r s e S h o w P a t t e r n s . c o m



Be ready before A.

1. Walk to A then trot through A, B and C as shown.
2. When at the top of C, walk and walk 1/4 circle. Trot until between B and A then trot a square corner as shown.
3. Stop and perform a 3/4 turn.
4. Walk to Judge.
5. Stop and set up.
6. Inspection.
7. When dismissed, perform a 1/4 turn and trot to exit.



[S/WT-101]

Pattern Provided by:
FWSSR

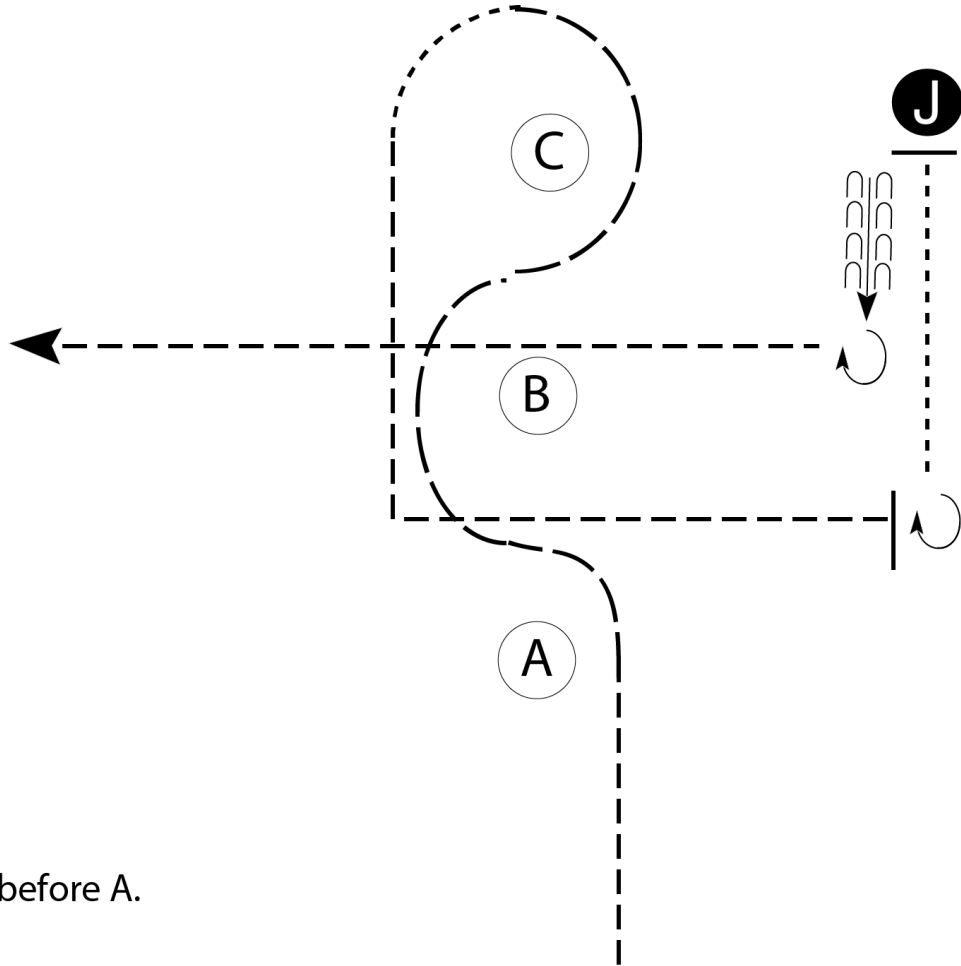
2023 FWSSR Quarter & Palomino Horse Show

Showmanship at Halter (L1 Amateur ,L1 Youth, 13 & Under)

Show Date: February 2023

w w w . H o r s e S h o w P a t t e r n s . c o m

w w w . H o r s e S h o w P a t t e r n s . c o m



Be ready before A.

1. Trot to A and build to an extended trot through A, B and C as shown.
2. When at the top of C, walk and walk 1/4 circle. Trot until between B and A then trot a square corner as shown.
3. Stop and perform a 3/4 turn.
4. Walk to Judge.
5. Stop and set up.
6. Inspection.
7. When dismissed, back approximately one horse length and perform a 3/4 turn.
8. Trot to exit.

Walk	-----
Trot
Back	←←←←←
Marker	Ⓚ
Judge	Ⓝ

[S/1-101]

Pattern Provided by:

FWSSR

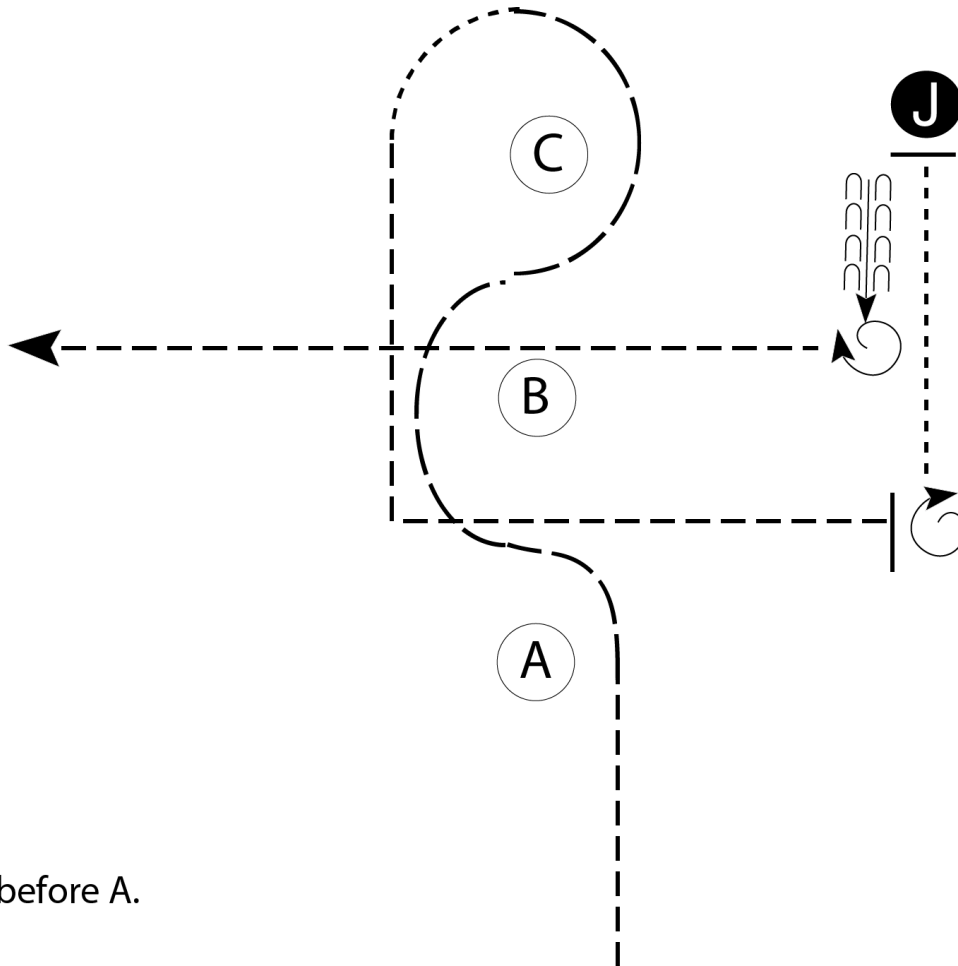
2023 FWSSR Quarter & Palomino Horse Show

Showmanship at Halter (Amateur, Select, Youth 14-18 (AQHA), Youth 18 & Under (PHBA))

Show Date: February 2023

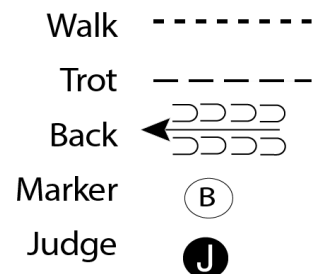
w w w . H o r s e S h o w P a t t e r n s . c o m

w w w . H o r s e S h o w P a t t e r n s . c o m



Be ready before A.

1. Trot to A and build to an extended trot through A, B and C as shown.
2. When at the top of C, walk and walk 1/4 circle. Trot until between B and A then trot a square corner as shown.
3. Stop and perform a 1 3/4 turn.
4. Walk to Judge.
5. Stop and set up.
6. Inspection.
7. When dismissed, back approximately one horse length and perform a 3/4 turn.
8. Trot to exit.



[S/3-101]

Pattern Provided by:
FWSSR