



January 13, 2021

TO: Board of Directors

SUBJECT: Board of Directors Meeting

The January Board of Directors Meeting has been scheduled for **Tuesday, January 25, 2022, 3:30 p.m.** Please let us know if you're attending the meeting in person or via Zoom.

The following documents are enclosed:

1. January 25, 2022 Board Agenda
2. Regular Board Meeting Minutes of 11/16/2022
3. Check Registers, Statement of Operations and Balance Sheets for September and October
4. Check Register Explanation Sheet
5. Fantasy of Lights Revenue/Expense Sheet
6. Proposition 12 and Junior Livestock Auctions Letter – F2021-11
7. 2022 State Rules for California Fairs – F2022-2

If you have any questions, feel free to call the Office.



1121 S. Chance Avenue, Fresno, California, 93702-3707
559 650-3247 • FAX 559 650-3226 • www.FresnoFair.com



MERRILL AWARD WINNER



21ST DISTRICT AGRICULTURAL ASSOCIATION
BOARD OF DIRECTORS MEETING
JANUARY 25, 2022 AT 3:30 P.M.

BOARD MEETING NOTICE

Notice is hereby given that a meeting of the 21st District Agricultural Association, Big Fresno Fair Board of Directors will be held on **Tuesday, January 25, 2022, commencing at 3:30 p.m. via Zoom.**

Please be advised, in accordance with Executive Order N-29-20. The 21st DAA, Big Fresno Fair will provide a Zoom option for its upcoming public meeting, to be held on **January 25, 2022 at 3:30 p.m.** Board members and members of the public are strongly encouraged to participate using the Zoom meeting link provided below so as to minimize the spread of COVID-19 and reduce the risk of infection during this current state of emergency. No physical location will be provided.

To participate in the Zoom Meeting, follow this link.

<https://us02web.zoom.us/j/7339943574?pwd=STljOEYzaUF6Tzlnb09sVVFYaDM1dz09>

Meeting ID: 733 994 3574

Password: 1121

One tap mobile

+16699006833,,7339943574#,,,0#,,1121#

MISSION STATEMENT

"TO PROVIDE QUALITY EXPERIENCES FOR THE COMMUNITY"
-CELEBRATE, EDUCATE AND HAVE FUN-

NOTE

Please be informed that any member of the public has a right and is invited to participate during this public meeting and may address the Board either during the "Public Comments" portion and/or during the discussion of any particular item listed on the agenda.

Items listed on this agenda may be considered in any order at the discretion of the Chair. All items so listed may be considered for action. Any item not listed on the agenda will not be discussed or considered by the Board.

Pursuant to the American with Disabilities Act, individuals who, because of a disability, need special assistance to attend or participate in any 21st District Agricultural Association Board or Committee meetings, or in connection with other The Big Fresno Fair ground activities, may request assistance at the Fair Office, 1121 S. Chance Ave., or by calling 559-650-3247, during normal business hours of 9:00 a.m. to 4:00 p.m. Monday through Thursday. Requests should be made one (1) week in advance whenever possible.

¹ Persons with disabilities who may require accommodations to attend the meeting are requested to contact the Fair office at (559) 650-3247.

² Questions regarding agenda items should be directed to the Fair office at (559) 650-3247.

³ Public notice required by Government Code – Section 11125(a) is available for viewing at www.fresnofair.com

The agenda for the regular meeting will consist of the following matters:

AGENDA

1. Call to Order:
2. Pledge of Allegiance:
3. Roll Call of Directors and Declaration of Quorum:
Jerry Pacheco, President; Chuck Riojas, Vice President; Terry Gonsalves, Secretary/Treasurer; Linda Mae Balakian Hunsucker, Gary Chahil, Frank Flores, Annalisa Perea, Larry Salinas and Larry Serpa.
4. Election of Officers:
 - a. President
 - b. Vice-President
 - c. Secretary/Treasurer
5. Minutes: *(Action by the Board)*
 - a. Approve Board Minutes:
 1. Regular Board Meeting 11/16/2021
6. Acknowledge Consent Agenda (colored pages) Item #16 thru Item #65
7. Public Comment:

Public comment is a right granted to the public. It is reserved for items that are not listed on the agenda, but under this Board's jurisdiction. Please be informed that public participation under public comment will be limited to five (5) minutes per speaker and in accordance with state law, the Board will not comment or otherwise consider such public comment item for business until and unless such item has been properly listed on the agenda at a future meeting.
8. Executive Staff Report: *(Informational)*
 - a. Report on Satellite Racing/CARF Meeting
 - b. Report on Post Fair Meeting
 - c. Report on Interim Events
 - d. Report on Fantasy of Lights Event
 - e. Report on 2021 Hmong New Year Celebration
 - f. Report on IAFE Convention, Nov. 28 – Dec. 1, 2021
 - g. Report on WFA Convention, January 16-19, 2022
9. Committee Reports: *(Action by the Board)*
 - A. Finance Committee

- Acknowledge September 30, 2021 Check Register in the amount of \$341,528.98 and the October 31, 2021 Check Register in the amount of \$2,371,551.28;
- Acknowledge Statement of Operations dated September 30, 2021 and October 31, 2021;
- Acknowledge Balance Sheets dated September 30, 2021 and October 31, 2021.

10. Old Business: (*Informational/Action by the Board*)

None

11. New Business: (*Informational/Action by the Board*)

- a. Informational Purposes Only
 - Proposition 12 and Junior Livestock Auctions – F2021-11
 - 2022 State Rules for California Fairs – F2022-2
- b. Report and Action by the Board on the Fire Marshal's list of items to be done.
- c. Approve additional 5-year renewal option of Butler Amusements contract (2022- 2026) with an increase in the flat rate guarantee.
- d. Closed Session:
The board is authorized to meet in Closed Session for the purpose of considering: Personnel Matter: CEO Hiring & Recruitment (Gov. Code 11126(a))

12. Manager's Update:

- a. Sponsorships; Entertainment; New Projects and Improvements. Update on Friends of the Fair Meeting 01/25/2022.

13. Board Recommendation for Future Agenda Items:

14. For Your Information:
Next Board Meeting – February, 22, 2022, 3:30 p.m.

15. Adjournment:

Item #16 thru Item #20 ACKNOWLEDGE THE FOLLOWING SERVICE AGREEMENTS FOR 2021 FAIR:

Item #	16	21-163	12/04/21 to 12/15/21	Ron Cooler Agrees to be Santa Clause during the 2021 Fantasy of Lights Event, December 4th & 15 th .	\$1,000.00
Item #	17	21-164	12/30/21 to 01/02/22	Robert Rodriguez Agrees to assume the responsibilities as Operations Runner during the 2021 Hmong New Year Celebration.	\$1,148.00
Item #	18	21-165	12/30/21 to 01/02/22	Felicia Antonio Agrees to assume the responsibilities as Seller/Vault Assistant during the 2021 Hmong New Year Celebration.	\$600.00
Item #	19	21-166	12/30/21 to 01/02/22	Jacob Wright Agrees to assume the responsibilities as Seller/Vault Assistant during the 2021 Hmong New Year Celebration.	\$520.00
Item #	20	21-167	12/30/21 to 01/02/22	Chou Vang Agrees to assume the responsibilities as Vault Monitor/Balancing during the 2021 Hmong New Year Celebration.	\$1,200.00

Item #21 thru Item #22 ACKNOWLEDGE THE FOLLOWING RENTAL AGREEMENTS FOR 2021:

Item #	21	11/14/21	Jim Deis 7050 N. Palm Avenue Fresno, CA 93650	Russian/German Cultural Group Event FCH Museum	\$570.00
Item #	22	12/17/21	Fresno County Probation Department c/o Crystal Youngblood 3333 E. American Ave., #B Fresno, CA 93725	Christmas Party FCH Muesum	\$400.00

Item #23 thru Item #53 ACKNOWLEDGE THE FOLLOWING RENTAL AGREEMENT FOR 2022:

Item #	23	3/36/22	Valley Clean Air Now c/o Marla Maloon 921 11th Street Suite #250 Sacramento, CA 95814	Tune In Tune Up Carnival Lot	\$1,870.50
Item #	24	1/8/2022	Michelle Novella Garcia 726 E. Kip Patrick Drive Reedley, CA 93654	Baby Shower Gem & Minerals	\$2,200.75
Item #	25	1/12/22	Fresno Unified School District 2348 Mariposa Street Fresno, CA 93721	Student Conference Industry Commerce Industrial Education	\$2,200.00
Item #	26	1/16/22	Kerman Kart Club c/o Scott Andresen 6368 N. Del Mar Avenue Fresno, CA 93704	GoKart Racing Carnival Lot	\$1,400.00
Item #	27	1/22/22 to 1/23/22	Sports Car Club Of America c/o Audrey Tan P.O. Box 14061 Pinedale, CA 93650-4061	AutoCross Carnival Lot	\$1,600.00
Item #	28	2/5/2022	Dannielle Bell 5723 W. Magill Avenue Fresno, CA 93722	Baby Shower Table Mountain Rancheria Park	\$1,455.75
Item #	29	2/19/22 to 2/20/22	Central Valley Australian Shepherd Club c/o DiAnna Williams 1309 N. Coventry Avenue Fresno, CA 93737	Australian Shepherd Dog Show Livestock Arena	\$600.00
Item #	30	2/26/22	Sam Krovitsky 1119 N. Yosemite, Apt. 202 Fresno, CA 39728	Yokai Market Pavilion	\$1,956.25
Item #	31	2/26/22	Fresno County Private Security 2150 Tulare St., Suite 101 Fresno, CA 93721	Baby Shower Turf Club	\$400.00

Agenda
Regular Board Meeting 01/25/22

Page 6 of 9

Item #	32	3/26/22	Cool Events LLC 23040 N. 11th, Suite 103 Phoenix, AZ 85027	Foam Glow 5K Infield Event Area	\$7,946.50
Item #	33	4/23/22	Rotary International District 5230 c/o Bruce Mackey 1073 W. Audubon Road Hanford, CA 93230	Annual Conference Gem & Minerals Table Mountain Rancheria Park	\$2,998.00
Item #	34	4/23/22	Erica Sosa 4750 N. Valeria Fresno, CA 93726	Baptism Junior Exhibits	\$2,696.00
Item #	35	4/23/22 to 4/24/22	Sports Car Club Of America c/o Audrey Tan P.O. Box 14061 Pinedale, CA 93650-4061	AutoCross Carnival Lot	\$1,600.00
Item #	36	4/29/22	Alfonso Alanis 387 N. Cedar Avenue Fresno, CA 93702	Wedding Junior Exhibits	\$3,277.50
Item #	37	4/30/22 to 5/1/22	Kerman Kart Club c/o Scott Andresen 6368 N. Del Mar Avenue Fresno, CA 93704	GoKart Racing Carnival Lot	\$2,600.00
Item #	38	5/6/22	The Leukemia & Lymphoma Society, Inc. 340 W. Fallbrook Ave.,#101 Fresno, CA 93711	Man & Woman of the Year Grand Finale Commerce	\$3,454.25
Item #	39	5/25/22	Oh So Swank! c/o Tina Moran 6509 North Vista Avenue Fresno, CA 93722	Wedding Commerce Pavilion	\$5,078.50
Item #	40	5/28/22	Cool Events LLC 23040 N. 11th, Suite 103 Phoenix, AZ 85027	Bubble Run Infield Event Area	\$7,789.00
Item #	41	6/1/22 to 6/2/22	Driving Dynamics Adv. Driving School 258 Chapman Road Newark, DE 19702	Drive School Carnival Lot	\$2,500.00

Agenda
Regular Board Meeting 01/25/22

Page 7 of 9

Item #	42	6/4/22 to 6/5/22	Sports Car Club Of America c/o Audrey Tan P.O. Box 14061 Pinedale, CA 93650-4061	AutoCross Carnival Lot	\$1,600.00
Item #	43	6/18/22 to 6/19/22	California Gun Shows, LLC c/o Guy Meyers P.O. Box 729 Woodbridge, CA 95258	Gun Show Industry Commerce	\$4,654.00
Item #	44	6/25/22	Sports Car Club Of America c/o Audrey Tan P.O. Box 14061 Pinedale, CA 93650-4061	AutoCross Carnival Lot	\$1,000.00
Item #	45	7/2/22	Rosa Avalos 6568 E. Atchison Street Fresno, CA 93727	Quinceañera Industrial Education	\$2,368.00
Item #	46	7/16/22	Irene Barragan 1731 W. Brown Avenue Fresno, CA 93705	Quinceañera Junior Exhibits	\$2,696.00
Item #	47	8/20/22	Sports Car Club Of America c/o Audrey Tan P.O. Box 14061 Pinedale, CA 93650-4061	AutoCross Carnival Lot	\$1,000.00
Item #	48	9/3/22 to 9/4/22	Kerman Kart Club c/o Scott Andresen 6368 N. Del Mar Avenue Fresno, CA 93704	GoKart Racing Carnival Lot	\$2,600.00
Item #	49	9/3/22 to 9/4/22	California Gun Shows, LLC c/o Guy Meyers P.O. Box 729 Woodbridge, CA 95258	Gun Show Industry Commerce	\$4,654.00
Item #	50	9/10/22 to 9/11/22	Sports Car Club Of America c/o Audrey Tan P.O. Box 14061 Pinedale, CA 93650-4061	AutoCross Carnival Lot	\$1,600.00

Item #	51	11/11/22	Malcolm Media P. O. Box 626 Clovis, CA 93613	Grape, Nut and Tree Fruit Expo Commerce Ag Building Industrial Education	\$5,736.00
Item #	52	11/12/22	Irene Leon 2334 S. Ivy Fresno, CA 93706	Quinceañera Junior Exhibits	\$2,790.00
Item #	53	11/12/22 to 11/13/22	Sports Car Club Of America c/o Audrey Tan P.O. Box 14061 Pinedale, CA 93650-4061	AutoCross Carnival Lot	\$1,600.00

ACKNOWLEDGE THE FOLLOWING RENTAL
AGREEMENT FOR 2023:

Item #	54	5/20/23	Norma Aparicio 3935 E. Cortland Fresno, CA 93726	Quinceañera Junior Exhibits	\$2,929.00
--------	----	---------	--	------------------------------------	------------

Item #55 thru Item #64 ACKNOWLEDGE THE FOLLOWING INTERIM
CONCESSION AGREEMENTS FOR 2021:

Item #	55	Tacos Ama c/o Armando Castaneda 167 N. Park Avenue Fresno, CA 93722	Sale of Mexican Food.	20% Fantasy of Lights
Item #	56	Intertribal Tacos Leslie Cook 1272 Villa, #52 Clovis, CA 93619	Sale of Tacos, Indian tacos, Pow Wow Tacos, Quesadillas, Burritos, Water and Sodas.	20% Fantasy of Lights
Item #	57	The Quirky Cafe Tracy Wade/Dean Martin 4473 E. Buckingham Way Fresno, CA 93711	Sale of Hamburgers, Nachos, Fries, and Drinks.	20% Fantasy of Lights
Item #	58	Salvadorian Sizzle Maria Ford 6676 N. Bendel Avenue Fresno, CA 93726	Sale of Specialty Vegan Food.	20% Fantasy of Lights

Agenda
Regular Board Meeting 01/25/22

Page 9 of 9

Item #	59	Union Jacks Pasty Shack c/o Craig Lopez 1030 Gettysburg, #104 Clovis, CA 93619	Sale of Pastys.	20% Fantasy of Lights
Item #	60	Hol N Jam Frank Medina 1250 N Armstrong Ave. Fresno, CA 93721	Sale of Kettle Corn, Hot Chocolate, Lemonade, Churros and Cotton Candy.	25% Fantasy of Lights
Item #	61	Country Fair Cinnamon Rolls E & A Erin Dale-Magdaleno P O Box 1205 Coarsegold, CA 93614	Sale of Cinnamon Rolls, Water, Soda, and Coffee Beverages.	25% Fantasy of Lights
Item #	62	Lawson Concessions c/o Scott Lawson 1120 S. Parallel St. Fresno, CA 93722	Sale of Corndogs.	25% Fantasy of Lights
Item #	63	JLQ Concessions c/o Erica Quintero 2434 N. Leanna Avenue Fresno, CA 93711	Sale of Churros, Mini Pancakes and Mini Waffles.	25% Fantasy of Lights
Item #	64	Dandy Souvenirs c/o Lucia Perez 2021 S Sarah St. Fresno, CA 93721	Sale of Novalty Souvenirs.	\$500.00 Fantasy of Lights

ACKNOWLEDGE THE FOLLOWING INTERIM
CONCESSION AGREEMENT FOR 2022:

Item #	65	Okamoto Kitchen c/o Gerald Abraham 7647 Hayvenhurst Ave., #45 Van Nuys, CA 91703	Sale of Japanese Food.	25% Ani-Me Con
--------	----	---	---------------------------	-----------------------

**MINUTES
21ST DISTRICT AGRICULTURAL ASSOCIATION
BOARD OF DIRECTORS MEETING
NOVEMBER 16, 2021 AT 3:30 PM
VIA ZOOM**

Please be advised, in accordance with Executive Order N-29-20, The Big Fresno Fair is providing a Zoom option for today's board meeting so as to minimize the spread of Covid-19 and reduce the risk of infection during this current state of emergency.

Please be informed that any member of the public has the right and is invited to participate during this public meeting and may address the Board either during the "Public Comments" portion and/or during the discussion of any particular item listed on the agenda. Public Comment is a right granted to the public. It is reserved for items that are not listed on the agenda, but under this Board's jurisdiction. Please be informed that public participation under Public Comment will be limited to five (5) minutes per speaker and in accordance with state law, the Board will not comment or otherwise consider such public comment item for business until and unless such item has been properly listed on the agenda at a future meeting.

Items listed on the agenda may be considered in any order at the discretion of the Chair. All items so listed may be considered for action. Any item not listed on the agenda will not be discussed or considered by the Board.

Item #1. Call to Order:

The meeting was called to order at 3:30 p.m. by President Pacheco. Those in attendance were: President Jerry Pacheco, Frank Flores, Chuck Riojas and Larry Serpa; Deputy Manager II Stacy Rianda, Deputy Manager II Lauri King, Business Assistant II Saundra West; via Zoom: Directors Larry Salinas, Annalisa Perea, Linda Mae Balakian Hunsucker and Terry Gonsalves, Danielle Griffin and Celeste Zavala with Cohen Communications. Director Gary Chahil was and excused absence.

Item #2. Pledge of Allegiance:

President Pacheco requested Director Serpa to open the meeting by leading the Pledge of Allegiance.

Item #3. Roll Call of Directors and Declaration of Quorum:

President Pacheco called roll and a full quorum was declared.

Item #4. Minutes: (Action by the Board)

A. Approve Board Minutes:

1. Regular Board Meeting 09/28/2021

MSP (Serpa - Riojas) to approve the Board minutes. The vote was unanimous.

Item #5. Acknowledge Consent Agenda (colored pages) Item #15 thru Item #117:

MSP (Flores - Serpa) to approve the Consent Agenda. The vote was unanimous.

Item #6. Public Comment:

None

Item #7. Executive Staff Report: (Informational)

a. Report on 2021 Big Fresno Fair:

Deputy Manager II Rianda reported the following numbers related to the 2021 Fair:

Concessions were up 3.94%, with \$2.2 million in commissions to the fair and an 8.8 million food gross.

Attendance was up about 1% with 591,921 people attending.

Livin' Local Marketplace generated \$13,932 in new revenue to the fair. Total sales were \$73,252 with 30 vendors.

Parking generated \$648,700 which was down about \$35,000 due to less parking lots.

Livestock auction was 1.1 million, up 1.16% with less lots sold.

b. Report on Satellite Racing/Breeders Cup:

Deputy Manager II King reported that satellite is operating on the second floor of the grandstand. Breeders Cup was the first weekend in November with outstanding numbers. Total handle, including ADW, was \$184,000. Total attendance was about 300 people over 2 days. We are still moving forward with Calypso and our fantasy sports wagering.

c. Report on Interim Events:

Taylor Childers reported that she continues to book events daily. A new laser light show has been booked for the beginning of January. Working to book a new dinosaur show as our old one is not returning and was contacted by a local MMA promoter looking to book 6 to 8 events in 2022. Volleyball is operational again as of the weekend after the fair.

d. Report on Fall Home Show, November 5 – 7, 2021:

Taylor Childers reported that the Home Show was successful. The promoter was pleasantly surprised with attendance given the decline in attendance of other shows on the west coast. Saturday was her largest day; she was feeling the pain of the Fire Marshal regulations.

e. Report on 2021 Hmong New Year:

Taylor Childers reported planning has begun for the Hmong New Year Celebration. They are only operating 4 days this year, December 30th through January 2nd. They are downsizing their footprint, which allows us to continue with our Fantasy of Lights event. We will be renegotiating our contract with them as they have a smaller footprint and less days.

f. Report on Fantasy of Lights:

Deputy Manager II King reported that we are back with our Fantasy of Lights; set up has begun and it will begin December 3rd through 23rd. It is about a week and a half shorter than what we ran last year, but we think these dates will work better for us. New this year, we will have 2 walk nights, December 4th and 15th.

Item #8. Committee Reports: (Action by the Board)

A. Finance Committee:

None

Item #9. Old Business: (Informational)

a. Discussion and action, if necessary, by Board regarding CEO search:

Directors Flores and Gonsalves were interested in starting the search immediately. With no meeting happening in December and new President taking over in January, there was much discussion about when to start. There was a motion to start immediately and vote results were as follows:

YES – Directors Gonsalves, Hunsucker, Flores

NO – Directors Riojas, Perea, Salinas, Serpa

The motion did not pass and the search process will begin in January.

Item #10 New Business: (Informational/Action by the Board)

a. Informational Purposes Only

- CFSA 2022 Estimated Risk Pool Fees
- Required Construction Inspections – F2021-08
- Fair training Reimbursement – F2021-10

b. Request approval for staff to attend the WFA Convention in Reno, Nevada, January 16 – 19, 2022

MSP (Riojas - Serpa) to approve staff travel to the WFA Convention in Reno, NV. The vote was unanimous.

c. Request approval to appoint Deputy Managers II Stacy Rianda and Lauri King to serve as electors for CFSA Board of Directors Elections.

MSP (Flores - Gonsalves) to approve appointment of Deputy Managers Rianda & King to serve as electors for CFSA Board of Directors Election. The vote was unanimous.

d. Approve bank authorization/delegation of authority for 2022.

MSP (Serpa - Riojas) to approve bank authorization/delegation of authority for 2022. The vote was unanimous.

e. Approve Worker's Compensation Insurance coverage for Board of Directors and Volunteers for the 21st DAA/Big Fresno Fair while performing volunteer work for the 2022 year.

MSP (Riojas - Flores) to approve Worker's Compensation Coverage for Board of Directors and Volunteers for 2022. The vote was unanimous.

f. Request for approval to close the Administration Office and Maintenance Department for 2022 on January 14, February 18, April 1, 15 & 18, May 27, July 1 & 5, October 21, November 21 – 23, December 15 – 30, 2022 and continue office closure on Fridays with a flex working from home schedule.

MSP (Serpa - Riojas) to approve the 2022 office closure dates. The vote was unanimous.

g. Discuss and approve Board Meeting Schedule for 2022.

MSP (Riojas - Flores) to approve the Board Meeting Schedule for 2022. The vote was unanimous.

Item #11. Manager's Update:

Deputy Managers Rianda and King reported on various items management has been working on since the last Board Meeting.

- Deputy Manager II Rianda reported that she attended the Manager's Conference in Sacramento on November 2-4 and had shared her notes earlier with the Directors as there was much discussion from Secretary Ross, Deputy Secretary Flores, Louie Brown and the entire JPA transition team.

Deputy Manager II King reported that she and Stacy would be attending the IAFE convention November 28th - December 1, 2021.

Deputy Manager II King reported that management has been having debriefing meetings with all departments including grounds entertainment, Paul Paul entertainment, Fresno PD and more about what worked with the fair and what changes we could make for 2022.

Deputy Manager II Rianda reported that our new swap meet provider has made lots of capital improvements to the operation including removing the old restroom trailer and installing a new one, gutting the office and completely renovating that and having a new lighted sign installed. They have also added an additional day, running Friday, Saturday and Sunday each week. The contract will be amended to reflect this additional day.

Deputy Manager II King reported that we are busy working on our WFA Achievement Awards for the convention.

- Deputy Manager II Rianda reported that weekly COVID 19 testing is required for all employees who are unvaccinated or decline to state; had to take HIIPA training in order to facilitate the testing as well as another training course to learn how to use the Color system for reporting.

Deputy Manager II King reported that we continue to have meetings with the Fire Marshal and Health Department. These were debrief meetings as well as Hmong New Year and other upcoming events.

Deputy Manager II King reported that management completed all staff orientations just prior to opening of the fair and expressed the importance of having all staff hear the expectations from management.

Deputy Manager II Rianda reported that we had a press conference prior to the fair. It was important for us to get out in front of the media and talk about our plan for COVID-19 alongside our partners. It went very well and we achieved our goal. Deputy Manager II King reported that Dutch Brothers made a sizeable donation to the livestock auction.

- Deputy Manager II King reported that the Friends of the Fair met for lunch. They discussed potential fundraising opportunities for 2022 including a 4th of July fireworks show, a fireworks stand and a Beer and Wine Festival in May.

Item #12. Board Recommendation for Future Agenda Items:

Fire Marshal list of things to be done.
Suggested projects for 2022.

Item #13. For Your Information:
Next Board Meeting – January 25, 2022, 3:30 p.m.

Item #14. Adjournment:

Respectfully Submitted,

Stacy Rianda
Deputy Manager II

Jerry Pacheco, President
Board of Directors

AP Payments Check Register

September 2021

Fresno Fair
Saundra West

Wednesday, January 12, 2022 9:40:33AM
Page 1

Reference	Date	Vendor	Vendor Description	Net Pay	Merge #
1525	9/1/2021	CAMJOE	CAMARILLO, JOE	2,666.66	93,981
1526	9/1/2021	ADVPEA	Advance Peace EOC	971.75	93,982
1527	9/1/2021	AT&MOB	AT&T MOBILITY	1,789.56	93,983
1528	9/1/2021	ATT501	AT&T LONG DISTANCE	957.15	93,984
1529	9/1/2021	ATT958	AT&T	1,051.91	93,985
1530	9/1/2021	BUSNOR	NORMA BUSTAMONTE	400.00	93,986
1531	9/1/2021	CEN709	CENTRAL VALLEY LOCK & SAFE	158.38	93,987
1532	9/1/2021	CFSASA	CALIFORNIA FAIR SERVICES AUTHORITY	655.00	93,988
1533	9/1/2021	CHAPAU	Paula Chavez	450.00	93,989
1534	9/1/2021	CHAPAU	Paula Chavez	50.00	93,990
1535	9/1/2021	COMCAS	COMCAST	745.51	93,991
1536	9/1/2021	CROSHO	CROWN SHORTLOAD CONCRETE	268.00	93,992
1537	9/1/2021	DEPOFI	DEPT. OF INDUSTRIAL RELATIONS (ACCTG)	675.00	93,993
1538	9/1/2021	EXPDEC	EXPO MARKETING & SVCS dba EXPO DECOR	1,120.00	93,994
1539	9/1/2021	FREPRI	FRESNO COUNTY PRIVATE SECURITY	3,042.07	93,995
1540	9/1/2021	GALTAM	Tammy Galt	535.00	93,996
1541	9/1/2021	GOR150	GORM, INC.	669.40	93,997
1542	9/1/2021	JOH565	JOHNSTONE SUPPLY	92.96	93,998
1543	9/1/2021	KENERI	Erica Kendall	3,000.00	93,999
1544	9/1/2021	LAMMEL	Melissa J Lamont	3,000.00	94,000
1545	9/1/2021	MONVER	Veronica Montoya	526.00	94,001
1546	9/1/2021	NAPAUT	NAPA AUTO PARTS	402.12	94,002
1547	9/1/2021	PACGAS	PACIFIC GAS & ELECTRIC	3,341.88	94,003
1548	9/1/2021	PACMOB	PACIFIC MOBILE STRUCTURES, INC.	11,144.16	94,004
1549	9/1/2021	PACSUP	PACE SUPPLY	814.15	94,005
1550	9/1/2021	PKC194	PK CONSULTING	800.00	94,006
1551	9/1/2021	SALNIS	Nissa Salgado	400.00	94,007
1552	9/1/2021	SEBAST	SEBASTIAN	2,465.00	94,008
1553	9/1/2021	SPOCAR	SPORTS CAR CLUB OF AMERICA, FRESNO CHAPT	230.24	94,009
1554	9/1/2021	THEOFF	THE OFFICE CITY	1,033.55	94,010
1556	9/9/2021	ALP395	ALPHA GRAPHICS	81.13	94,028
1557	9/9/2021	AME253	AMERICAN T'S SCREENPRINTING	7,695.70	94,029
1558	9/9/2021	CAL942	CALPERS/FISCAL SVCS DIVISION-CASHIER	9,023.98	94,030
1559	9/9/2021	CALBUS	CALIFORNIA BUSINESS MACHINES, INC.	208.38	94,031
1560	9/9/2021	CAPBIL	CAPITAL BILLING SVCS FOR F.P.D.	155.00	94,032
1561	9/9/2021	CIT206	CITY OF FRESNO-UTILITY BILLING	5,109.35	94,033
1562	9/9/2021	COMPHO	COMCAST - PHONE SERVICE	363.09	94,034
1563	9/9/2021	DAVNAL	DAVID NALCHAJIAN, INC.	5,000.00	94,035
1564	9/9/2021	DEL444	DELTA DENTAL PLAN OF CALIFORNIA	1,594.17	94,036
1565	9/9/2021	FREPRI	FRESNO COUNTY PRIVATE SECURITY	15,353.25	94,037
1566	9/9/2021	FTBGAR	Franchise Tax Board - Garnishment	200.00	94,038
1567	9/9/2021	HAYCON	Haystack Consultants	670.00	94,039
1568	9/9/2021	HMA424	H. MARKUS	870.45	94,040
1569	9/9/2021	HOMDEP	HOME DEPOT CREDIT SERVICES	411.69	94,041
1570	9/9/2021	HOMPRO	HOME DEPOT PRO INSTITUTIONAL	370.44	94,042
1571	9/9/2021	INTNET	INTEGRITY NETWORKS	45.00	94,043
1572	9/9/2021	INTUNI	INTERNATIONAL UNION OF OPERATING ENGIN-	173.82	94,044
1573	9/9/2021	MIDVAL	MID VALLEY DISPOSAL	1,728.73	94,045
1574	9/9/2021	NAPAUT	NAPA AUTO PARTS	436.03	94,046
1575	9/9/2021	ORTLED	ORTIZ LED SOLUTIONS	3,250.50	94,047

AP Payments Check Register

September 2021

Fresno Fair
Saundra West

Wednesday, January 12, 2022 9:40:33AM
Page 2

Reference	Date	Vendor	Vendor Description	Net Pay	Merge #
1576	9/9/2021	PACGAS	PACIFIC GAS & ELECTRIC	26.28	94,048
1577	9/9/2021	PACSUP	PACE SUPPLY	1,761.05	94,049
1578	9/9/2021	RVJENS	ROBERT V. JENSEN, INC.	3,040.21	94,050
1579	9/9/2021	SEBAST	SEBASTIAN	2,398.64	94,051
1580	9/9/2021	SELSAN	Sandy Self	1,715.00	94,052
1581	9/9/2021	SITONE	SITEONE LANDSCAPE SUPPLY, LLC	105.25	94,053
1582	9/9/2021	THEOFF	THE OFFICE CITY	50.82	94,054
1583	9/9/2021	VILSON	Sonia Villa	300.00	94,055
1584	9/9/2021	WYNGAR	WYNDHAM GARDEN FRESNO AIRPORT	112.88	94,056
1585	9/9/2021	HOMPRO	HOME DEPOT PRO INSTITUTIONAL	244.87	94,057
2021376	9/9/2021	AUTNET	Authorize.net	6.50	94,058
2021377	9/9/2021	AUTNET	Authorize.net	6.50	94,059
2021387	9/13/2021	SUNFEE	Suncrest Bank - Fees	9.00	94,061
1586	9/21/2021	A1N403	A-1 NATIONAL FENCE / FAMICO CORPORATION	380.00	94,064
1587	9/21/2021	ACCWAR	ACCOUNTING WARE	3,175.00	94,065
1588	9/21/2021	ACSS	ASSOCIATION OF CALIF. STATE SUPERVISORS	15.00	94,066
1589	9/21/2021	ADMONE	ADMIT ONE PRODUCTS INC	609.19	94,067
1590	9/21/2021	ADV125	ADVANTAGE SPECIALTIES	828.88	94,068
1591	9/21/2021	AGU335	AGUIRRE FIRE PROTECTION	37,317.36	94,069
1592	9/21/2021	BDPEST	B & D PEST CONTROL, INC	180.00	94,070
1593	9/21/2021	BICBER	BIC - BERKLEY FIRE & MARINE UNDERWRITERS	5,499.00	94,071
1594	9/21/2021	CALIND	CALIFORNIA INDUSTRIAL RUBBER CO.	131.54	94,072
1595	9/21/2021	COHCOM	COHEN COMMUNICATIONS	26,482.50	94,073
1596	9/21/2021	CRO119	CROWN SERVICES CO.	20.00	94,074
1597	9/21/2021	CULLIG	CULLIGAN	219.00	94,075
1598	9/21/2021	DENSAL	DENCO SALES CO.	933.95	94,076
1599	9/21/2021	DEPOFI	DEPT. OF INDUSTRIAL RELATIONS (ACCTG)	225.00	94,077
1600	9/21/2021	FAC152	FACSCO	1,048.32	94,078
1601	9/21/2021	GATDAL	Dale A Gates	10.50	94,079
1602	9/21/2021	GOR150	GORM, INC.	40,899.17	94,080
1604	9/21/2021	JORBAT	JORGENSEN BATTERIES, INC.	376.81	94,082
1605	9/21/2021	LEAF	LEAF (Kyosera Copier)	592.05	94,083
1606	9/21/2021	MORJEN	JENNIFER MORROW-KEEHNEL	19.50	94,084
1607	9/21/2021	PAPMAT	PAPE MATERIAL HANDLING	4,610.55	94,085
1608	9/21/2021	RICUSA	RICOH USA, INC.	62.99	94,086
1609	9/21/2021	RVJENS	ROBERT V. JENSEN, INC.	1,934.69	94,087
1610	9/21/2021	RYAGID	GIDGIT RYAN	9.00	94,088
1611	9/21/2021	SEBAST	SEBASTIAN	4,859.20	94,089
1612	9/21/2021	SEBAST	SEBASTIAN	634.50	94,090
1613	9/21/2021	THE244	THERMO KING FRESNO, INC	6,600.00	94,091
1614	9/21/2021	TOMBLO	TOM BLOCK ENTERPRISES	500.00	94,092
1615	9/21/2021	WELPAY	WELLS FARGO PAYMENT REMITTANCE CTR	2,468.43	94,093
1616	9/21/2021	WES177	WESTERN FAIRS ASSOCIATION	4,303.00	94,094
1617	9/21/2021	WIL515	WILSON EVENTS INCORPORATED	32,500.00	94,095
1618	9/23/2021	JUDROU	Judy Rouse	500.00	94,098
1619	9/24/2021	ACCLASS	A Class RV, Inc	26,315.00	94,101
1620	9/24/2021	BUR186	BURTON, RANAY	50.00	94,102
1621	9/24/2021	CHR374	CHRISTIAN, NANCY	50.00	94,103
1622	9/24/2021	CLI274	CLLINE, REGINA	50.00	94,104
1623	9/24/2021	CULLIG	CULLIGAN	384.00	94,105

AP Payments Check Register

September 2021

Fresno Fair
Saundra West

Wednesday, January 12, 2022 9:40:33AM
Page 3

Reference	Date	Vendor	Vendor Description	Net Pay	Merge #
1624	9/24/2021	DAVJEN	DAVEY, JENNIFER	50.00	94,106
1626	9/24/2021	DIPLIN	DIPPEL, LINDA	50.00	94,108
1627	9/24/2021	FRAMAR	FRANK T. MARCHELLO	135.44	94,109
1628	9/24/2021	HOOCOR	HOOD, CORINNE	50.00	94,110
1629	9/24/2021	HUN170	HUNTER, PAT	50.00	94,111
1630	9/24/2021	LAN742	LANGLEY, DIANA	50.00	94,112
1631	9/24/2021	MCMTER	MC MEEN, TERRI	50.00	94,113
1632	9/24/2021	P&KRUL	Paul & Kristine Ruligliano	50.00	94,114
1633	9/24/2021	PEN230	PENDLETON, BETTY LOU	50.00	94,115
1634	9/24/2021	ROB544	ROBERTS, SHIRLEY	50.00	94,116
1635	9/24/2021	TOS552	TOSTE, CAROLYN	50.00	94,117
1636	9/24/2021	WELPAY	WELLS FARGO PAYMENT REMITTANCE CTR	9,230.54	94,118
1637	9/24/2021	DEPFOR	DEPT OF FORESTRY & FIRE PROTECTION	3,240.00	94,121
1638	9/25/2021	FRI000	FRIENDS OF THE FAIR	2,500.00	94,122
1639	9/25/2021	MARMAD	Maddison Martinez	112.00	94,123
2021420	9/28/2021	WELPAY	WELLS FARGO PAYMENT REMITTANCE CTR	14,000.00	94,517
2021426	9/29/2021	SUNFEE	Suncrest Bank - Fees	581.43	94,518
2021357	9/2/2021	AUTNET	Authorize.net	8.61	94,717
2021358	9/2/2021	AUTNET	Authorize.net	10.17	94,718
2021359	9/2/2021	AUTNET	Authorize.net	48.81	94,719
2021356	9/2/2021	AUTNET	Authorize.net	394.69	94,720
<hr/>					
Total Payments: 121					
Total Amount: 341,528.98					
<hr/>					

THE BIG FRESNO FAIR, 21ST DAA
Statement of Operations
September 30, 2021

		Current Fiscal Year				Prior Fiscal Year	
Acct. No.	Title	Budget	Month	Year to Date	(Over)/Under	Month	Year to Date
					Budget		
REVENUES							
Non-Operating							
311	Non-Operating	0	0	2,062,614	(2,062,614)	99,487	618,211
Operating							
410	Admission to Grounds	190,000	65,679	167,641	22,359	(641)	(237)
415	Commercial Space	0	(50)	(50)	50	1,036	1,061
420	Concessions	375,000	260,850	376,660	(1,660)	(122)	6,017
430	Exhibits	40,000	13,701	39,453	547	1,949	16,238
450	Horse Racing - Fair	110,000	17,912	114,473	(4,473)	0	282
457	Satellite Wagering	300,000	16,585	364,791	(64,791)	27,896	268,099
458	Sat Wagering - Polo Lounge	0	0	0	0	0	18,703
470	Miscellaneous Fair	450,000	202,674	467,008	(17,008)	(116)	409,284
480	Non Fair/Interim	760,000	54,680	774,013	(14,013)	7,420	853,129
490	Prior Year Revenue Adjustments	0	0	0	0	(206)	20,332
495	Miscellaneous Income	0	176	14,582	(14,582)	0	0
Total Operating Revenues		2,225,000	632,207	2,318,571	(93,571)	37,216	1,592,908
TOTAL REVENUES		2,225,000	632,207	4,381,185	(2,156,185)	136,703	2,211,119
EXPENSES							
Operating							
500	Administration	939,989	115,594	777,677	162,312	118,216	1,107,603
520	Maint & Gen Oper	1,210,986	195,096	846,844	364,142	94,221	1,002,487
540	Publicity Expense	75,000	50,560	76,048	(1,048)	26,841	123,334
560	Attendance Operation	175,000	107,101	187,080	(12,080)	5,053	31,694
570	Miscellaneous Fair	50,000	5,796	21,863	28,137	10,041	67,825
541	Museum	0	0	0	0	0	0
580	Premium	0	0	0	0	0	0
630	Exhibits (Excluding Premiums)	125,000	72,874	104,259	20,741	3,675	12,635
650	Horse Racing - Fair Live	175,000	119,000	168,054	6,946	4,718	38,483
659a	Satellite Wagering	155,198	20,307	132,646	22,552	14,803	150,420
659b	Satellite Wagering - Polo Lounge	0	0	222	(222)	3,005	35,885
660	Attractions (Fairtime)	0	85,727	98,127	(98,127)	0	50,000
668	Interim Event Expense	206,982	14,226	176,334	30,648	6,956	177,352
723	Equipment Funded by Fair	0	0	0	0	0	0
800	Prior Year Expense Adjustments	0	(576)	(15,650)	15,650	0	255,129
850	Cash Over/(Under)	0	(17)	(58)	58	0	(7)
Total Operating Expenses		3,113,155	785,688	2,573,446	539,709	287,528	3,052,839
Non-Operating							
91000	Depreciation Expense	507,879	56,431	507,880	(1)	54,679	492,112
91300	Capital Expense - Equipment	0	0	0	0	0	0
96000	Pension Expense GASB68	185,625	27,473	193,263	(7,638)	31,029	353,655
Total Non-Operating Expenses		693,504	83,904	701,143	(7,639)	85,708	845,767
TOTAL EXPENSES		3,806,659	869,592	3,274,589	532,070	373,236	3,898,606
Non-Operating							
Revenues		0	0	2,062,614	(2,062,614)	99,487	618,211
Expenditures - Depreciation		(693,504)	(83,904)	(701,143)	7,639	(85,708)	(845,767)
Non-Operating Income/(Loss)		(693,504)	(83,904)	1,361,471	(2,054,975)	13,779	(227,556)
Operating							
Revenues		2,225,000	632,207	2,318,571	(93,571)	37,216	1,592,908
Expenditures		(3,113,155)	(785,688)	(2,573,446)	(539,709)	(287,528)	(3,052,839)
Operating Income/(Loss)		(888,155)	(153,481)	(254,875)	(633,280)	(250,312)	(1,459,931)
NET INCOME/(LOSS)		(1,581,659)	(237,385)	1,106,596	(2,688,255)	(236,533)	(1,687,487)

The Big Fresno Fair, 21st DAA
Balance Sheet
As of September 30, 2021

ASSETS	2021	2020	Increase/Decrease	
			Amount	Percent
Current Assets				
Cash				
Cash - Unrestricted	2,281,273	575,055	1,706,217	297%
Cash - Payroll	603,103	654,199	(51,096)	-8%
Cash - Savings Account	1,066,431	1,051,209	15,222	1%
Total Cash	3,950,807	2,280,464	1,670,343	73%
Accounts Receivable	1,234,507	371,819	862,689	232%
Prepaid Premiums	46,341	42,872	3,469	8%
Fixed Assets				
Construction in Progress	8,588	(8,069)	16,657	-206%
Land	244,077	244,077	0	0%
Buildings & Improvements	26,293,498	26,280,060	13,438	0%
Accum Dep - Buildings & Improvements	(18,830,160)	(18,245,963)	(584,197)	3%
Equipment	853,281	883,183	(29,902)	-3%
Accum Dep - Equipment	(578,537)	(603,137)	24,599	-4%
Total Assets	9,271,596	8,964,842	306,754	3%
Deferred Outflows of Resources				
Deferred Outflows of Resources - Pension	1,202,782	1,202,782	0	0%
Total Deferred Outflow of Resources	1,202,782	1,202,782	0	0%
Total Assets & Deferred Outflow of Resources	14,425,184	12,448,087	1,977,097	16%
LIABILITIES & RETAINED EARNINGS				
Current Liabilities				
Accounts Payable	897,817	1,209,979	(312,162)	-26%
Payroll Liabilities	203,864	199,654	4,210	2%
Deferred Revenue	1,565,571	374,444	1,191,127	318%
Other Liabilities	8,199	2,606	5,593	215%
Guaranteed Deposits	43,890	27,000	16,890	63%
Compensated Absences Liability	197,190	288,375	(91,185)	-32%
Current Year Long Term Debt	44,506	29,670	14,835	50%
Total Current Liabilities	2,961,037	2,131,727	829,310	39%
Long Term Liabilities				
Long Term Debt	458,425	641,967	(183,542)	-29%
Long Term Debt - SB 84 Obligation	456,401	456,401	0	0%
Long Term Debt - PPP Loan	406,650	533,250	(126,600)	-24%
Pension Liability				
Net Pension Liability	3,989,645	3,989,645	0	0%
Total Long Term Liabilities	5,311,121	5,621,263	(310,142)	-6%
Deferred Inflow of Resources				
Deferred Inflows of Resources - Pension	160,074	160,074	0	0%
Total Deferred Inflows of Resources	160,074	160,074	0	0%
Total Liabilities & Deferred Inflow of Resources	8,432,232	7,913,064	519,168	7%
Retained Earnings				
Beginning (Jan 1) Investment in Facilities	7,735,339	8,053,043	(317,704)	-4%
Beginning (Jan 1) Investment in Reserves	97,953	1,116,406	(1,018,454)	-91%
Unrestricted Net Position - Pension/OPEB	(2,946,937)	(2,946,937)	0	0%
Non-Operating Net Income	(701,144)	(845,767)	144,624	-17%
Operating Net Income	1,807,741	(841,719)	2,649,460	-315%
Adjustment for rounding	0	(3)	3	-100%
Total Liabilities & Retained Earnings	14,425,184	12,448,087	1,977,097	16%

AP Payments Check Register

October 2021

Fresno Fair
Saundra West

Wednesday, January 12, 2022 9:39:50AM

Page 1

Reference	Date	Vendor	Vendor Description	Net Pay	Merge #
1640	10/1/2021	CAMJOE	CAMARILLO, JOE	2,666.66	94,139
1641	10/1/2021	CLIPA	CLIPA LLC	17,000.00	94,140
1642	10/2/2021	LUX230	LUXON, JULIE	75.00	94,141
1643	10/2/2021	A1N403	A-1 NATIONAL FENCE / FAMICO CORPORATION	322.00	94,142
1644	10/2/2021	ASPUMP	A&S Pump Service	3,258.15	94,143
1645	10/2/2021	AT&MOB	AT&T MOBILITY	825.96	94,144
1646	10/2/2021	BEAANN	BEACH, ANNE	296.69	94,145
1647	10/2/2021	BICBER	BIC - BERKLEY FIRE & MARINE UNDERWRITERS	5,499.00	94,146
1648	10/2/2021	BOOIND	BOON INDUSTRIES	3,593.52	94,147
1649	10/2/2021	BRO741	BROOKS RANSOM ASSOCIATES	575.00	94,148
1650	10/2/2021	CAL942	CALPERS/FISCAL SVCS DIVISION-CASHIER	7,110.31	94,149
1651	10/2/2021	CHE131	CHEPERNICH, ROB	1,000.00	94,150
1652	10/2/2021	COA142	COALINGA AG BOOSTERS	500.00	94,151
1653	10/2/2021	COMPHO	COMCAST - PHONE SERVICE	4,788.91	94,152
1654	10/2/2021	CON522	CONETRIX TECHNOLOGY	323.00	94,153
1655	10/2/2021	FIG471	FIG GRDEN ROCKERY	15,440.43	94,154
1656	10/2/2021	FREPRI	FRESNO COUNTY PRIVATE SECURITY	14,429.30	94,155
1657	10/2/2021	FTBGAR	Franchise Tax Board - Garnishment	200.00	94,156
1658	10/2/2021	JORBAT	JORGENSEN BATTERIES, INC.	1,273.70	94,157
1659	10/2/2021	KIN100	KINGSBURG LIONS CLUB	500.00	94,158
1660	10/2/2021	KIWSEL	KIWANIS CLUB OF SELMA	500.00	94,159
1661	10/2/2021	MEGPRI	MEGA-PRINTS	548.35	94,160
1662	10/2/2021	MIDVAL	MID VALLEY DISPOSAL	1,742.54	94,161
1663	10/2/2021	MOBMIN	Mobile Mini	5,967.32	94,162
1664	10/2/2021	PACMOB	PACIFIC MOBILE STRUCTURES, INC.	6,410.00	94,163
1665	10/2/2021	PAPMAT	PAPE MATERIAL HANDLING	5,714.59	94,164
1666	10/2/2021	PARFAI	PARDINI FAIR VENTURES	2,200.00	94,165
1667	10/2/2021	PARLIO	PARLIER LIONS CLUB	500.00	94,166
1668	10/2/2021	PROCOM	PROCOMM STUDIO SERVICES, INC.	1,805.00	94,167
1669	10/2/2021	QUAFIN	QUADIENT FINANCE USA, INC.	1,000.00	94,168
1670	10/2/2021	QUALEA	QUADIENT LEASING USA, INC.	222.88	94,169
1671	10/2/2021	RAS102	RASMUSSEN AUTO REPAIR, INC.	1,071.81	94,170
1672	10/2/2021	REEHIG	REEDLEY HIGH FFA BOOSTERS	500.00	94,171
1673	10/2/2021	RVJENS	ROBERT V. JENSEN, INC.	1,087.44	94,172
1674	10/2/2021	SANROT	SANGER ROTARY CLUB	500.00	94,173
1675	10/2/2021	SEBAST	SEBASTIAN	2,537.83	94,174
1676	10/2/2021	SELSAN	Sandy Self	2,196.25	94,175
1677	10/2/2021	SOASUD	SOAP & SUDS JANITORIAL	759.00	94,176
1678	10/2/2021	SPESOU	SPEEDA SOUND, INC.	9,950.00	94,177
1679	10/2/2021	THEOFF	THE OFFICE CITY	707.79	94,178
1680	10/2/2021	WIL919	WILLIAMS SCOTSMAN	4,566.03	94,179
1681	10/3/2021	TWE112	21ST DISTRICT AGRICULTURAL ASSOCIATION	216.23	94,180
1682	10/4/2021	ABIJAN	Abigail Janzen	150.00	94,181
1683	10/4/2021	ALVSTA	ALVARADO, STACY	50.00	94,182
1684	10/4/2021	ATK563	ATKINS, KATHY	50.00	94,183
1685	10/4/2021	AUDJOH	Audrey Johnson	150.00	94,184
1686	10/4/2021	BER158	BERMUDEZ, GERARDO	50.00	94,185
1687	10/4/2021	BUR186	BURTON, RANAY	50.00	94,186
1688	10/4/2021	FOS275	FOSSE, SHERRI	50.00	94,187
1689	10/4/2021	GARNEL	Gary Nelson	50.00	94,188

AP Payments Check Register

October 2021

Fresno Fair
Saundra West

Wednesday, January 12, 2022 9:39:50AM
Page 2

Reference	Date	Vendor	Vendor Description	Net Pay	Merge #
1690	10/4/2021	GOM158	GOMEZ, JONAS	50.00	94,189
1691	10/4/2021	KEA134	KEASLER, MELANIE	50.00	94,190
1692	10/4/2021	LAN742	LANGLEY, DIANA	50.00	94,191
1693	10/4/2021	MANRON	MANFREDI, RON	50.00	94,192
1694	10/4/2021	MCC591	MCCOY, KEN	150.00	94,193
1695	10/4/2021	OFT549	OFTEDAL, DALE	100.00	94,194
1696	10/4/2021	TAB241	TABLAS-ESPINOZA, MAYO	150.00	94,195
1697	10/6/2021	STOWHI	Stomp the White Noise Touring, LLC	46,500.00	94,196
1698	10/6/2021	A1N403	A-1 NATIONAL FENCE / FAMICO CORPORATION	2,525.00	94,197
1699	10/6/2021	DEPFOR	DEPT OF FORESTRY & FIRE PROTECTION	3,540.00	94,198
1700	10/6/2021	FENDOW	Fennemore. Dowling Aaron	612.00	94,199
1701	10/6/2021	FTBGAR	Franchise Tax Board - Garnishment	200.00	94,200
1702	10/6/2021	MEGPRI	MEGA-PRINTS	475.18	94,201
1703	10/6/2021	MENDEA	MENARD, DEAN	50.00	94,202
1705	10/6/2021	VAL121	VALLEY FEED AND FUEL	1,291.07	94,204
1706	10/7/2021	JUNYOU	Jungle Youth Touring, Inc	120,000.00	94,205
1707	10/7/2021	SHALEN	Lena P. Shaw	1,500.00	94,206
1708	10/7/2021	ZASRON	Ronald Zastovnik	800.00	94,207
1734	10/7/2021	AGUDAN	Danna Aguilar	100.00	94,233
1733	10/7/2021	BRO572	BROOKS, EILEEN	300.00	94,232
1732	10/7/2021	CABREB	Rebecca Cabrera	100.00	94,231
1731	10/7/2021	ERELIN	Lindsay Erese	100.00	94,230
1730	10/7/2021	FRAKAR	Karen Francome	300.00	94,229
1729	10/7/2021	FULJEN	FULBRIGHT, JENNIFER	300.00	94,228
1728	10/7/2021	GARBRY	Bryn Garner	100.00	94,227
1727	10/7/2021	GIFKAD	Kadyn Giffyn	100.00	94,226
1726	10/7/2021	GONLEI	Leila Gonzalez	100.00	94,225
1725	10/7/2021	GUTKAS	Kassandra Gutierrez	100.00	94,224
1724	10/7/2021	JOSTAM	JOSEPHSON, TAMMI	562.88	94,223
1723	10/7/2021	KILAYL	Ayla Killion	100.00	94,222
1721	10/7/2021	LUIDIA	Diane Luiz	253.20	94,220
1720	10/7/2021	MARELV	Elvis Martinez	300.00	94,219
1719	10/7/2021	MASSTE	Stephen Mast	296.99	94,218
1718	10/7/2021	SAN726	SANDBERG, ELIZABETH	300.00	94,217
1717	10/7/2021	SANJUL	Julian Sanchez	100.00	94,216
1716	10/7/2021	SCHGRA	SCHMIDT, GRAISSON	466.56	94,215
1715	10/7/2021	SEBAST	SEBASTIAN	12,573.55	94,214
1714	10/7/2021	SMIKAT	SMITH, KATELYN	260.37	94,213
1713	10/7/2021	STA799	STALLINGS, R. LARRY	324.32	94,212
1712	10/7/2021	TAN152	TANIGUCHI, DANA	300.00	94,211
1711	10/7/2021	UNRCAI	Caitlin Unruh	100.00	94,210
1710	10/7/2021	VANROB	VANDERGON, ROBERT	300.00	94,209
1709	10/7/2021	ZITAMA	Amanda Zito	300.00	94,208
1743	10/8/2021	CROSHO	CROWN SHORTLOAD CONCRETE	320.00	94,242
1742	10/8/2021	DURLIG	DURATION LIGHTING	72.56	94,241
1741	10/8/2021	HILKEL	Kelly Hillman	800.00	94,240
1740	10/8/2021	HOUJON	Jon Hougard	1,200.00	94,239
1739	10/8/2021	MACTAR	Tara Macri	2,200.00	94,238
1738	10/8/2021	MODWIL	MODERN WILDLIFE SOLUTIONS	1,120.00	94,237
1737	10/8/2021	REFSIL	Refugio Silva	500.00	94,236
1736	10/8/2021	RVJENS	ROBERT V. JENSEN, INC.	3,461.43	94,235
1735	10/8/2021	VALWID	Valley Wide Beverage	188.70	94,234

AP Payments Check Register

October 2021

Fresno Fair
Saundra West

Wednesday, January 12, 2022 9:39:50AM
Page 3

Reference	Date	Vendor	Vendor Description	Net Pay	Merge #
Settlement 1008 HIF	10/8/2021	HIPENT	HIP ENTERTAINMENT LLC	9,000.00	94,246
1746	10/9/2021	CHAROC	Charros of Rock, LLC	3,000.00	94,249
1745	10/9/2021	COMCAS	COMCAST	736.70	94,248
1744	10/9/2021	HOUJON	Jon Hougard	400.00	94,247
1747	10/9/2021	ANTMOR	Anthony Morfin	300.00	94,250
1758	10/10/2021	ADR472	ADRIAN & SONS CARPET/UPHOLSTERY CLEANING	300.00	94,261
1757	10/10/2021	BMC133	BMC WEST BUILDING MATERIALS	647.20	94,260
1756	10/10/2021	DEL254	DELRAY TIRE & RETREADING, INC.	510.87	94,259
1755	10/10/2021	GABNAV	Gabriel Navia	3,600.00	94,258
1754	10/10/2021	JOH565	JOHNSTONE SUPPLY	534.12	94,257
1753	10/10/2021	JOSTRU	Joseph Trumbo	1,500.00	94,256
1752	10/10/2021	NAPAUT	NAPA AUTO PARTS	150.36	94,255
1751	10/10/2021	PACSUP	PACE SUPPLY	3,705.05	94,254
1750	10/10/2021	SADCHA	Sade Champagne	1,000.00	94,253
1749	10/10/2021	THEOFF	THE OFFICE CITY	664.46	94,252
1748	10/10/2021	TOMBLO	TOM BLOCK ENTERPRISES	2,300.00	94,251
1760	10/11/2021	CUR203	CURRIN, KATHY L.	469.43	94,263
1761	10/11/2021	DALROB	Robin Rogers Dale	450.00	94,264
1763	10/11/2021	GREJOD	Jody Greenberg	2,000.00	94,266
1764	10/11/2021	HAYCON	Haystack Consultants	330.00	94,267
1765	10/11/2021	HOFLAN	HOFFER, LANCE	450.00	94,268
1766	10/11/2021	LUNTON	Tony Luna	1,000.00	94,269
1767	10/11/2021	MEGPRI	MEGA-PRINTS	425.06	94,270
1768	10/11/2021	MIDVAL	MID VALLEY DISPOSAL	300.00	94,271
1769	10/11/2021	SALRIV	Sally Rivera	1,600.00	94,272
1770	10/11/2021	SUL804	SULLIVAN, TIM	100.00	94,273
1771	10/11/2021	BEVGRE	Beverly Greene	1,000.00	94,274
1772	10/11/2021	DMHENT	DMH Enterprises	8,500.00	94,276
1773	10/12/2021	RIVMAN	Rivermusic Management, LLC	79,050.00	94,279
1774	10/12/2021	CUM339	CUMMINS-ALLISON CORPORATION	1,220.19	94,280
1775	10/12/2021	PER632	PERRY, CHERYL J.	800.00	94,281
1776	10/12/2021	VEN SMA	Venue Smart, LLC	108,695.87	94,282
1777	10/12/2021	MON414	MONTOYA, MARGO	800.00	94,283
1778	10/12/2021	NCOTWI	N. C. O. T. W. INC	9,000.00	94,284
1779	10/13/2021	CALBUS	CALIFORNIA BUSINESS MACHINES, INC.	619.68	94,285
1780	10/13/2021	CIT206	CITY OF FRESNO-UTILITY BILLING	6,330.46	94,286
1781	10/13/2021	DAVNAL	DAVID NALCHAJIAN, INC.	5,000.00	94,287
1782	10/13/2021	HOOCOR	HOOD, CORINNE	224.00	94,288
1783	10/13/2021	KICPRO	KicKas Productions LLC	1,500.00	94,289
1784	10/13/2021	PACGAS	PACIFIC GAS & ELECTRIC	24.64	94,290
1785	10/13/2021	PAPMAT	PAPE MATERIAL HANDLING	91.78	94,291
1786	10/13/2021	SHAMOR	Shana Morrison	2,000.00	94,292
1787	10/13/2021	VERFER	Fernando Verdialez/Heavy Weather Band	400.00	94,293
1788	10/14/2021	AMEBEN	Bennie Amey	23,250.00	94,294
1789	10/14/2021	DEEJOS	Josh Deems	200.00	94,295
1790	10/14/2021	GON365	GONZALES, JAMES SR.	1,000.00	94,296
1791	10/14/2021	LOCTIN	Tina Lockwood	600.00	94,297
1792	10/14/2021	MEGPRI	MEGA-PRINTS	4,076.65	94,298
1793	10/14/2021	MOR129	MORGAN & SLATES, INC.	5,344.82	94,299
1794	10/14/2021	PRO281	PROFESSIONAL PRINT & MAIL, INC.	1,064.07	94,300
1795	10/14/2021	RNCENT	RNC Entertainment, LLC	69,750.00	94,301
1796	10/14/2021	RNCENT	RNC Entertainment, LLC	15,000.00	94,302

AP Payments Check Register

October 2021

Fresno Fair
Saundra West

Wednesday, January 12, 2022 9:39:50AM
Page 4

Reference	Date	Vendor	Vendor Description	Net Pay	Merge #
1797	10/15/2021	AYO710	AYON, CLEMENTE	580.88	94,303
1798	10/15/2021	BOR866	BORBA, ELEANOR	539.55	94,304
1799	10/15/2021	COMPHO	COMCAST - PHONE SERVICE	363.09	94,305
1800	10/15/2021	DISNET	DISH NETWORK	162.08	94,306
1801	10/15/2021	DUR221	DURAN, CARLOS DAVID	950.00	94,307
1802	10/15/2021	FEDEX	FEDEX	180.33	94,308
1803	10/15/2021	GABCHR	CHRISTIE GABEL	500.00	94,309
1804	10/15/2021	GARJUA	Juan Garza	1,050.00	94,310
1805	10/15/2021	HAYCON	Haystack Consultants	660.00	94,311
1806	10/15/2021	HAYMAT	HAYES, MATTHEW	617.06	94,312
1808	10/15/2021	JOH46	JOHNSON, ADAM	1,200.00	94,314
1810	10/15/2021	ROBWILJ	Bertam Publishing Company	150,000.00	94,316
1811	10/15/2021	SITONE	SITONE LANDSCAPE SUPPLY, LLC	691.38	94,317
1812	10/15/2021	YOS333	YOSEMITE LINEN SUPPLY	204.93	94,318
1813	10/15/2021	ROBWILJ	Bertam Publishing Company	14,000.00	94,319
1815	10/15/2021	KOL373	KOLLAJA, DANNY	6,975.00	94,323
1816	10/16/2021	BEAANN	BEACH, ANNE	21.18	94,325
1817	10/16/2021	CUR203	CURRIN, KATHY L.	528.02	94,326
1818	10/16/2021	DEVMAX	DEVIVO, MAX	2,250.00	94,327
1819	10/16/2021	DIA785	DIAZ, STEVE	700.00	94,328
1820	10/16/2021	FERENT	FERGUSON ENTERPRISES, INC.	715.88	94,329
1821	10/16/2021	GARCHR	Chris Garmon	2,043.15	94,330
1822	10/16/2021	HUDMAD	Madison Hudson	1,500.00	94,331
1824	10/16/2021	MACSAR	SARAH MACHADO	200.00	94,333
1825	10/16/2021	PLEWTJ	TJ Plew	2,423.36	94,334
1826	10/16/2021	ROBWIL	Roberson II, Willard	1,600.00	94,335
1827	10/16/2021	SALRIV	Sally Rivera	3,840.00	94,336
1828	10/16/2021	DAVNAL	DAVID NALCHAJIAN, INC.	25,000.00	94,337
EFT	10/16/2021	HIPENT	HIP ENTERTAINMENT LLC	6,000.00	94,338
1829	10/16/2021	JAMRON	Ron Jamison	4,300.00	94,340
1830	10/16/2021	ISLKEY	Keysha Isler	2,500.00	94,341
EFT	10/17/2021	SAT182	SATELLITE SPORTS GROUP	22,500.00	94,342
1831	10/17/2021	RONTED	TED RONELL	700.00	94,343
1832	10/17/2021	ALLALA	ALL ALASKAN RACING PIGS, LLC	12,834.00	94,344
1833	10/17/2021	BECJIM	Jim Becker	7,200.00	94,345
1834	10/17/2021	BRO924	BROWN, MICHAEL L.	3,575.00	94,346
1835	10/17/2021	BUR127	BURNHAM, GEORGE	3,850.00	94,347
1836	10/17/2021	CAP953	CAPORALES OF FRESNO/JAVIER NAVARRO	4,000.00	94,348
1837	10/17/2021	CON435	CONTRERAS, PATRICK	8,250.00	94,349
1838	10/17/2021	CRABRI	CRABTREE, BRIANNE	9,700.00	94,350
1839	10/17/2021	CRUFRE	Fresno Quevedo Cruz	400.00	94,351
1840	10/17/2021	DOBKY	Ky Robert Dobson	8,928.00	94,352
1841	10/17/2021	DUR221	DURAN, CARLOS DAVID	3,000.00	94,353
1842	10/17/2021	EVENTE	EVENTERTAINMENT	28,000.00	94,354
1843	10/17/2021	GASTIN	Tina Marie Gassert	14,880.00	94,355
1844	10/17/2021	GOMREN	GOMEZ, RENE EMILIO	1,500.00	94,356
1845	10/17/2021	GUZEDW	Edward Guzman	2,000.00	94,357
1846	10/17/2021	HARWIL	William Harris	7,812.00	94,358
1847	10/17/2021	HOWJIM	HOWELL, JIMMY	5,000.00	94,359
1848	10/17/2021	KENERI	Erica Kendall	5,000.00	94,360
1849	10/17/2021	LAMMEL	Melissa J Lamont	5,000.00	94,361
1850	10/17/2021	MARJUA	Juan Martinez	800.00	94,362

AP Payments Check Register

October 2021

Fresno Fair
Saundra West

Wednesday, January 12, 2022 9:39:50AM
Page 5

Reference	Date	Vendor	Vendor Description	Net Pay	Merge #
1851	10/17/2021	MCMKEN	MCMEANS, KEN	9,000.00	94,363
1852	10/17/2021	MIL137	MILES, GEOFFREY	12,600.00	94,364
1853	10/17/2021	NIECHA	Charles E. Nielsen	1,600.00	94,365
1854	10/17/2021	OCOMIC	O'CONNOR, MICKEY	8,400.00	94,366
1855	10/17/2021	PEM163	PEMBERTON, JOHN	5,000.00	94,367
1856	10/17/2021	QUIGRA	Graciela Quintana-Uresti	900.00	94,368
1857	10/17/2021	RAMBRA	Brandon Ramos	3,575.00	94,369
1858	10/17/2021	RAW862	RAWHIDE EXPRESS, INC.	18,850.00	94,370
1859	10/17/2021	REIWIL	William Reiland	800.00	94,371
1860	10/17/2021	REYARM	Armando Reyes	3,575.00	94,372
1861	10/17/2021	RODEDU	Eduardo Rodriguez	3,575.00	94,373
1863	10/17/2021	STUROB	Robert Stuverud	8,928.00	94,375
1864	10/17/2021	TOR945	TORRES, MARCEL M.	3,575.00	94,376
1865	10/17/2021	ZALJOR	Jorge Alberto Ovando Zalapa	1,600.00	94,377
1866	10/17/2021	ANT751	ANTHONY, BRIAN	1,750.00	94,379
1867	10/17/2021	ANTFEL	FELICIA ANTONIO	1,200.00	94,380
1868	10/17/2021	BOS156	BOSQUEZ, JIM	5,000.00	94,381
1869	10/17/2021	DAY746	DAYTON, GEORGIA P.	5,000.00	94,382
1870	10/17/2021	ELL826	ELLIS, LLOYD JOHN	3,800.00	94,383
1871	10/17/2021	FRACAR	FRALEY, CARRIE	3,000.00	94,384
1872	10/17/2021	FREGEM	FRESNO GEM AND MINERAL SOCIETY	1,500.00	94,385
1873	10/17/2021	HAR467	HARRIS, DONNA	1,200.00	94,386
1874	10/17/2021	HOF838	HOFFMAN, BRUCE	2,000.00	94,387
1875	10/17/2021	HUEMAN	Manuel Huerta	3,500.00	94,388
1876	10/17/2021	KAM221	RANDALL PRIESTER	9,000.00	94,389
1877	10/17/2021	LAN532	LANG, Donald J	3,000.00	94,390
1878	10/17/2021	MURSTE	MURPHY,STEPHANIE DVM	8,000.00	94,391
1879	10/17/2021	OKEJEF	O'KEEFE, JEFFREY DAVID	3,000.00	94,392
1880	10/17/2021	OLESCO	Scott O'Leary	11,516.48	94,393
1881	10/17/2021	PAY172	PAYTON, JACKIE	2,100.00	94,394
1882	10/17/2021	RAM517	RAMIREZ, FRANK	3,400.00	94,395
1883	10/17/2021	ROD412	RODRIGUEZ, ROBERT	3,450.00	94,396
1884	10/17/2021	RODROB	RODRIGUEZ, ROBERT D.	500.00	94,397
1885	10/17/2021	SALBON	Bonnie Sallee	200.00	94,398
1886	10/17/2021	SEM194	SEMRICK, TYLER	3,000.00	94,399
1887	10/17/2021	SMI110	SMITH, DARRYL	5,500.00	94,400
1888	10/17/2021	VAN130	VANG, BAO	1,200.00	94,401
1889	10/17/2021	VANCHO	VANG, CHOU	1,800.00	94,402
1890	10/17/2021	VAS400	VASQUEZ, STEPHANIE	3,400.00	94,403
1891	10/17/2021	WRI301	WRIGHT, TERRI	200.00	94,404
1892	10/17/2021	WRIJAC	JACOB WRIGHT	1,200.00	94,405
1893	10/17/2021	ART816	ARTHERTON, THOR	4,050.00	94,406
1894	10/17/2021	BEAANN	BEACH, ANNE	5,000.00	94,407
1895	10/17/2021	BELHOY	BELEN SALCIDO HOYT	2,500.00	94,408
1896	10/17/2021	BOXOPS	BOXOPS, LLC	25,198.00	94,409
1897	10/17/2021	BOYTRE	Trevor Boyd	700.00	94,410
1898	10/17/2021	CAMJOE	CAMARILLO, JOE	2,666.68	94,411
1899	10/17/2021	COLWES	Wesley Collins	3,300.00	94,412
1900	10/17/2021	CUR203	CURRIN, KATHY L.	5,000.00	94,413
1901	10/17/2021	ENG128	ENGLISH, RICHARD	2,000.00	94,414
1902	10/17/2021	GUZ374	GUZMAN, KENNETH	3,300.00	94,415
1903	10/17/2021	HARGAR	Garrett Harms	3,300.00	94,416
1904	10/17/2021	HORJAM	James Horsfall	2,700.00	94,417

AP Payments Check Register

October 2021

Fresno Fair
Saundra West

Wednesday, January 12, 2022 9:39:50AM
Page 6

Reference	Date	Vendor	Vendor Description	Net Pay	Merge #
1905	10/17/2021	HOYJOH	John Hoyt	5,000.00	94,418
1906	10/17/2021	JIMGIL	Gilbert Jimenez	3,300.00	94,419
1907	10/17/2021	LID106	LIDDELL, NANCY	3,800.00	94,420
1908	10/17/2021	MAR137	MARTINA, CHAD	3,750.00	94,421
1909	10/17/2021	MCGCOD	Harley Cody McGovran	200.00	94,422
1910	10/17/2021	METKAR	METCALF, KAREN	2,100.00	94,423
1911	10/17/2021	MICBUL	Michael Bullock	3,000.00	94,424
1912	10/17/2021	REE305	REESE, CECILIA	3,850.00	94,425
1913	10/17/2021	SMD164	SHAUN DAMME	400.00	94,426
1914	10/17/2021	STAEDD	Eddy Staub	2,000.00	94,427
1915	10/17/2021	TOL356	TOLEDO, MISTY	4,000.00	94,428
1916	10/17/2021	TUR128	TURNER, VISHINNA	7,000.00	94,429
1917	10/17/2021	WAIJEN	WAITE, JENNIFER	5,000.00	94,430
1918	10/17/2021	WOJCHR	CHRISTOPHER WOJTYLKO	3,200.00	94,431
1920	10/17/2021	SARREN	SARA RENEE CONSULTING	11,160.00	94,433
1921	10/18/2021	HOYJOH	John Hoyt	381.67	94,435
1922	10/19/2021	MEN402	MENA, GUMARO	2,590.00	94,436
1923	10/19/2021	RIO246	RIOS, SANDRA	960.00	94,437
1924	10/19/2021	RODJOS	RODRIGUEZ, JOSE REYES	1,540.00	94,438
1925	10/19/2021	OLETER	O'LEARY-COLLINS, TERRI	25,000.00	94,439
1926	10/20/2021	JAUBRA	BRAD JAURIQUE	100,722.16	94,441
1927	10/20/2021	FEL125	FELAN, VICTOR	4,000.00	94,442
1928	10/20/2021	VALMAR	VALDIVIA MARKETING GROUP	166,520.00	94,443
1929	10/20/2021	GONLAU	GONZALEZ, LAURA	18.98	94,444
1930	10/20/2021	GRI120	GRIFFIN, DANIELLE	213.42	94,445
1931	10/20/2021	TUR128	TURNER, VISHINNA	116.02	94,446
1932	10/21/2021	JUDROU	Judy Rouse	900.00	94,447
EFT	10/25/2021	STICIR	STILT CIRCUS INC	16,926.00	94,448
1933	10/26/2021	AMEAMB	AMERICAN AMBULANCE	79,883.76	94,449
1934	10/26/2021	A1N403	A-1 NATIONAL FENCE / FAMICO CORPORATION	595.00	94,453
1935	10/26/2021	ACCWAR	ACCOUNTING WARE	1,552.00	94,454
1936	10/26/2021	ADMONE	ADMIT ONE PRODUCTS INC	2,532.89	94,455
1937	10/26/2021	AGU335	AGUIRRE FIRE PROTECTION	2,548.21	94,456
1938	10/26/2021	ALEOLI	ALERT-O-LITE INC.	3,133.81	94,457
1939	10/26/2021	AME253	AMERICAN T'S SCREENPRINTING	91.01	94,458
1940	10/26/2021	ATT501	AT&T LONG DISTANCE	8.61	94,459
1941	10/26/2021	BACSOU	Backline Source	13,942.00	94,460
1942	10/26/2021	BDPEST	B & D PEST CONTROL, INC	180.00	94,461
1943	10/26/2021	BES272	BEST WEIGH SCALE COMPANY, INC.	353.75	94,462
1944	10/26/2021	BICBER	BIC - BERKLEY FIRE & MARINE UNDERWRITERS	5,499.00	94,463
1945	10/26/2021	BMC133	BMC WEST BUILDING MATERIALS	80.71	94,464
1946	10/26/2021	BURBAN	BURTON BAND BOOSTERS	500.00	94,465
1947	10/26/2021	CALBUS	CALIFORNIA BUSINESS MACHINES, INC.	201.83	94,466
1948	10/26/2021	CALIND	CALIFORNIA INDUSTRIAL RUBBER CO.	6,824.78	94,467
1949	10/26/2021	CLAINT	CLARK INTERMEDIATE	1,250.00	94,468
1950	10/26/2021	COMPHO	COMCAST - PHONE SERVICE	16,280.34	94,469
1951	10/26/2021	CON522	CONETRIX TECHNOLOGY	374.00	94,470
1952	10/26/2021	COUFAI	COUNTRY FAIR CINNAMON ROLLS D & D	1,600.00	94,471
1953	10/26/2021	CULLIG	CULLIGAN	1,555.00	94,472
1954	10/26/2021	DASPET	DASSEL'S PETROLEUM, INC.	1,905.37	94,473
1955	10/26/2021	FAIPUB	THE FAIR PUBLISHING HOUSE INC.	1,663.98	94,474
1956	10/26/2021	FEDEX	FEDEX	296.25	94,475

AP Payments Check Register

October 2021

Fresno Fair
Saundra West

Wednesday, January 12, 2022 9:39:50AM
Page 7

Reference	Date	Vendor	Vendor Description	Net Pay	Merge #
1957	10/26/2021	FRE794	FRESNO VAN RENTAL	1,878.86	94,476
1958	10/26/2021	GOR150	GORM, INC.	7,996.23	94,477
1959	10/26/2021	HAYCON	Haystack Consultants	330.00	94,478
1960	10/26/2021	HMA424	H. MARKUS	1,194.81	94,479
1961	10/26/2021	HOMDEP	HOME DEPOT CREDIT SERVICES	713.38	94,480
1962	10/26/2021	HOO555	HOOVER HIGH SCHOOL	300.00	94,481
1963	10/26/2021	INTNET	INTEGRITY NETWORKS	45.00	94,482
1964	10/26/2021	JOHSUT	JOHN SUTTER WILDCAT BAND	400.00	94,483
1965	10/26/2021	JUSGAR	JUSTIN GARZA BAND	400.00	94,484
1966	10/26/2021	LEAF	LEAF (Kyosera Copier)	592.05	94,485
1967	10/26/2021	LIBMID	LIBERTY MIDDLE SCHOOL	300.00	94,486
1968	10/26/2021	MAD500	MADERA TROPHY MFG.	178.61	94,487
1969	10/26/2021	MEGPRI	MEGA-PRINTS	9,201.82	94,488
1970	10/26/2021	MOBMIN	Mobile Mini	3,225.13	94,489
1971	10/26/2021	OFF650	OFFICE DEPOT, INC.	58.05	94,490
1972	10/26/2021	PACGAS	PACIFIC GAS & ELECTRIC	3,753.57	94,491
1973	10/26/2021	PAPMAT	PAPE MATERIAL HANDLING	5,236.80	94,492
1974	10/26/2021	PRO281	PROFESSIONAL PRINT & MAIL, INC.	2,351.10	94,493
1975	10/26/2021	PROCOM	PROCOMM STUDIO SERVICES, INC.	1,515.00	94,494
1976	10/26/2021	PRUDAV	DAVID PRUETT	400.00	94,495
1977	10/26/2021	QUALEA	QUADIENT LEASING USA, INC.	212.27	94,496
1978	10/26/2021	QUICOM	QUINN COMPANY	1,329.86	94,497
1979	10/26/2021	RGE587	RG EQUIPMENT	715.09	94,498
1980	10/26/2021	RICUSA	RICOH USA, INC.	62.99	94,499
1981	10/26/2021	RVJENS	ROBERT V. JENSEN, INC.	12,195.46	94,500
1982	10/26/2021	SEBAST	SEBASTIAN	452.99	94,501
1983	10/26/2021	SEBAST	SEBASTIAN	619.85	94,502
1984	10/26/2021	SELSAN	Sandy Self	4,068.75	94,503
1985	10/26/2021	SHAHIG	SHAFTER HIGH SCHOOL ASB	500.00	94,504
1986	10/26/2021	SOASUD	SOAP & SUDS JANITORIAL	885.00	94,505
1987	10/26/2021	STAATS	STAATS	3,618.63	94,506
1988	10/26/2021	SUN409	SUNBELT RENTALS	13,686.68	94,507
1989	10/26/2021	THE244	THERMO KING FRESNO, INC	1,700.00	94,508
1990	10/26/2021	UNI511	UNITED RENTALS	10,247.08	94,509
1991	10/26/2021	WAS604	WASHINGTON UNION HIGH SCHOOL	1,500.00	94,510
1992	10/26/2021	WIL515	WILSON EVENTS INCORPORATED	32,500.00	94,511
1993	10/26/2021	WOO162	WOODY'S GOLF & INDUSTRIAL VEHICLES	862.78	94,512
2021442	10/4/2021	AUTNET	Authorize.net	10.00	94,513
2021443	10/4/2021	AUTNET	Authorize.net	15.50	94,514
2021444	10/4/2021	AUTNET	Authorize.net	57.22	94,515
2021445	10/4/2021	AUTNET	Authorize.net	359.15	94,516
1995	10/27/2021	OPESEC	OPERATIONAL SECURITY SOLUTIONS	2,500.00	94,520
1996	10/28/2021	CEN137	CENTRAL VALLEY RESOURCE CENTER SERVICES CORP	650.00	94,526
1997	10/28/2021	CEN353	CENTRAL HIGH SCHOOL FCCLA	900.00	94,527
1998	10/28/2021	COE124	COELHO, BARBARA	225.00	94,528
1999	10/28/2021	COHCOM	COHEN COMMUNICATIONS	45,682.60	94,529
2000	10/28/2021	COT115	COTTET, LAVERNE	150.00	94,530
2001	10/28/2021	EDIHIG	EDISON HIGH SCHOOL	2,822.00	94,531
2002	10/28/2021	FOSPAW	FOSTER PAWS OF FRESNO	218.00	94,532
2003	10/28/2021	HEA543	HEATON, GEORGE	200.00	94,533
2004	10/28/2021	HIC338	HICKS, LINDA	225.00	94,534
2005	10/28/2021	HMO631	HMONG CULTURE AND ARTS PRESERVATION	2,402.00	94,535

AP Payments Check Register

October 2021

Fresno Fair
Saundra West

Wednesday, January 12, 2022 9:39:50AM

Page 8

Reference	Date	Vendor	Vendor Description	Net Pay	Merge #
2006	10/28/2021	KLUMIK	MIKE KLUDJIAN	1,054.00	94,536
2008	10/28/2021	MILJOL	MILLS, JOLEEN	75.00	94,538
2009	10/28/2021	NAT497	NATIONAL TREASURY EMPLOYEES UNION	1,115.00	94,539
2010	10/28/2021	PARFAI	PARDINI FAIR VENTURES	54,000.00	94,540
2011	10/28/2021	PERCHR	CHRISTINE PERITO	169.00	94,541
2012	10/28/2021	PIC233	PICININI, JUDI	300.00	94,542
2014	10/28/2021	ROD315	RODRIGUEZ, JOSE	200.00	94,544
2015	10/28/2021	SIM315	SIMS, CHARLES	200.00	94,545
2016	10/28/2021	SOL265	SOLIMINI, MONA	225.00	94,546
2017	10/28/2021	WAW452	WAWONA MIDDLE SCHOOL	966.00	94,547
2018	10/28/2021	WELBIL	WELZENBACH, BILL	260.00	94,548
2019	10/28/2021	WELPAY	WELLS FARGO PAYMENT REMITTANCE CTR	646.54	94,549
2020	10/28/2021	WESTAB	WESTSIDE TABERNACLE	900.00	94,550
2021	10/28/2021	ZUM120	ZUMBRUNN, KATHY	225.00	94,551
EFT	10/28/2021	STICIR	STILT CIRCUS INC	1,274.00	94,554
2021452	10/12/2021	WELPAY	WELLS FARGO PAYMENT REMITTANCE CTR	4,600.00	94,559
2021453	10/12/2021	WELPAY	WELLS FARGO PAYMENT REMITTANCE CTR	6,300.00	94,560
2021454	10/12/2021	WELPAY	WELLS FARGO PAYMENT REMITTANCE CTR	13,500.00	94,561
2021464	10/13/2021	AUTNET	Authorize.net	6.50	94,562
2021465	10/13/2021	AUTNET	Authorize.net	6.50	94,563
1994	10/27/2021	FREPRI	FRESNO COUNTY PRIVATE SECURITY	247,959.92	94,632
<hr/>					
Total Payments:	384				
Total Amount:	2,371,551.28				

THE BIG FRESNO FAIR, 21ST DAA
Statement of Operations
October 31, 2021

		Current Fiscal Year				Prior Fiscal Year	
Acct. No.	Title	Budget	Month	Year to Date	(Over)/Under Budget	Month	Year to Date
REVENUES							
Non-Operating							
311	Non-Operating	0	0	2,062,614	(2,062,614)	307,172	925,383
Operating							
410	Admission to Grounds	2,115,000	2,702,557	2,870,198	(755,198)	(360)	(597)
415	Commercial Space	371,834	359,367	359,317	12,517	0	1,061
420	Concessions	3,250,000	3,303,840	3,680,500	(430,500)	258,901	264,918
430	Exhibits	42,000	446	39,899	2,101	1,024	17,262
450	Horse Racing - Fair	854,000	954,994	1,069,467	(215,467)	(282)	0
457	Satellite Wagering	330,100	19,784	384,575	(54,475)	31,128	299,227
458	Sat Wagering - Polo Lounge	0	0	0	0	0	18,703
470	Miscellaneous Fair	2,326,000	1,624,001	2,091,009	234,991	19,500	428,784
480	Non Fair/Interim	910,700	40,850	814,863	95,837	42,152	895,282
490	Prior Year Revenue Adjustments	0	(19,489)	(19,489)	19,489	477,189	497,520
495	Miscellaneous Income	0	103	14,685	(14,685)	0	0
Total Operating Revenues		10,199,634	8,986,453	11,305,024	(1,105,390)	829,252	2,422,160
TOTAL REVENUES		10,199,634	8,986,453	13,367,638	(3,168,004)	1,136,424	3,347,543
EXPENSES							
Operating							
500	Administration	1,044,433	207,702	985,379	59,054	100,406	1,208,009
520	Maint & Gen Oper	1,345,540	374,634	1,221,478	124,062	105,926	1,108,413
540	Publicity Expense	448,248	107,923	183,971	264,277	0	123,334
560	Attendance Operation	1,876,631	1,436,577	1,623,658	252,973	62,929	94,622
570	Miscellaneous Fair	306,000	291,576	313,439	(7,439)	137,430	205,255
541	Museum	35,530	10,653	10,653	24,877	0	0
580	Premium	182,000	102,231	102,231	79,769	0	0
630	Exhibits (Excluding Premiums)	611,400	323,630	427,889	183,511	13,899	26,534
650	Horse Racing - Fair Live	1,230,278	575,380	743,434	486,844	220	38,702
659a	Satellite Wagering	172,441	36,081	168,728	3,713	18,389	168,809
659b	Satellite Wagering - Polo Lounge	0	0	222	(222)	60	35,945
660	Attractions (Fairtime)	1,917,435	1,231,506	1,329,633	587,802	15,550	65,550
668	Interim Event Expense	229,980	40,153	216,487	13,493	(1,368)	175,983
723	Equipment Funded by Fair	0	0	0	0	0	0
800	Prior Year Expense Adjustments	0	0	(15,650)	15,650	0	255,129
850	Cash Over/(Under)	0	1,705	1,647	(1,647)	35	28
Total Operating Expenses		9,399,916	4,739,751	7,313,199	2,086,717	453,476	3,506,314
Non-Operating							
91000	Depreciation Expense	564,304	56,431	564,311	(7)	54,679	546,791
91300	Capital Expense - Equipment	0	0	0	0	0	0
96000	Pension Expense GASB68	1,280,712	27,332	220,596	1,060,116	30,690	384,345
Total Non-Operating Expenses		1,845,016	83,763	784,907	1,060,109	85,369	931,136
TOTAL EXPENSES		11,244,932	4,823,514	8,098,106	3,146,826	538,845	4,437,451
Non-Operating							
Revenues		0	0	2,062,614	(2,062,614)	307,172	925,383
Expenditures - Depreciation		(1,845,016)	(83,763)	(784,907)	(1,060,109)	(85,369)	(931,136)
Non-Operating Income/(Loss)		(1,845,016)	(83,763)	1,277,707	(3,122,723)	221,803	(5,753)
Operating							
Revenues		10,199,634	8,986,453	11,305,024	(1,105,390)	829,252	2,422,160
Expenditures		(9,399,916)	(4,739,751)	(7,313,199)	(2,086,717)	(453,476)	(3,506,314)
Operating Income/(Loss)		799,718	4,246,702	3,991,825	(3,192,107)	375,776	(1,084,154)
NET INCOME/(LOSS)		(1,045,298)	4,162,939	5,269,532	(6,314,830)	597,579	(1,089,908)

The Big Fresno Fair, 21st DAA
Balance Sheet
As of October 31, 2021

ASSETS	2021	2020	Increase/Decrease	
			Amount	Percent
Current Assets				
Cash				
Cash - Unrestricted	5,003,450	565,349	4,438,101	785%
Cash - Payroll	172,130	602,953	(430,823)	-71%
Cash - Savings Account	1,066,534	1,051,209	15,325	1%
Total Cash	6,242,114	2,219,511	4,022,604	181%
Accounts Receivable	3,496,029	227,033	3,268,996	1440%
Prepaid Premiums	41,192	38,108	3,084	8%
Fixed Assets				
Construction in Progress	8,588	(8,069)	16,657	-206%
Land	244,077	244,077	0	0%
Buildings & Improvements	26,293,498	26,280,060	13,438	0%
Accum Dep - Buildings & Improvements	(18,878,899)	(18,294,478)	(584,421)	3%
Equipment	853,281	883,183	(29,902)	-3%
Accum Dep - Equipment	(586,230)	(609,301)	23,071	-4%
Total Assets	11,471,537	8,760,613	2,710,924	31%
Deferred Outflows of Resources				
Deferred Outflows of Resources - Pension	1,202,782	1,202,782	0	0%
Total Deferred Outflow of Resources	1,202,782	1,202,782	0	0%
Total Assets & Deferred Outflow of Resources	18,916,434	12,182,906	6,733,528	55%
LIABILITIES & RETAINED EARNINGS				
Current Liabilities				
Accounts Payable	2,384,497	635,824	1,748,673	275%
Payroll Liabilities	303,976	144,603	159,373	110%
Deferred Revenue	325,247	128,383	196,864	153%
Other Liabilities	9,948	3,518	6,430	183%
Guaranteed Deposits	37,100	26,100	11,000	42%
Compensated Absences Liability	197,190	288,375	(91,185)	-32%
Current Year Long Term Debt	29,670	44,506	(14,835)	-33%
Total Current Liabilities	3,287,628	1,271,307	2,016,321	159%
Long Term Liabilities				
Long Term Debt	457,900	639,627	(181,727)	-28%
Long Term Debt - SB 84 Obligation	456,401	456,401	0	0%
Long Term Debt - PPP Loan	406,650	533,250	(126,600)	-24%
Pension Liability				
Net Pension Liability	3,989,645	3,989,645	0	0%
Total Long Term Liabilities	5,310,596	5,618,923	(308,327)	-5%
Deferred Inflow of Resources				
Deferred Inflows of Resources - Pension	160,074	160,074	0	0%
Total Deferred Inflows of Resources	160,074	160,074	0	0%
Total Liabilities & Deferred Inflow of Resources	8,758,298	7,050,304	1,707,994	24%
Retained Earnings				
Beginning (Jan 1) Investment in Facilities	7,735,339	8,053,043	(317,704)	-4%
Beginning (Jan 1) Investment in Reserves	97,953	1,116,406	(1,018,454)	-91%
Unrestricted Net Position - Pension/OPEB	(2,946,937)	(2,946,937)	0	0%
Non-Operating Net Income	(784,907)	(931,136)	146,229	-16%
Operating Net Income	6,056,688	(158,771)	6,215,459	-3915%
Adjustment for rounding	0	(3)	3	-100%
Total Liabilities & Retained Earnings	18,916,434	12,182,906	6,733,528	55%



MEMORANDUM

TO: Board of Directors
FROM: Lauri King, Deputy Manager II
DATE: January 13, 2022
SUBJECT: Check Register Explanation

MESSAGE:

September Check Register

Check #	Vendor	Amount	Purpose
1591	Aguirre Fire Protection	\$37,317.36	Backside Fire System Repairs
1595	Cohen Communications	\$26,482.50	PR Services, Creative and Marketing
1602	Gorm	\$40,899.17	Janitorial Supplies for Fair
1613	Thermo King	\$6,600	Cold Storage Trailers for Ag Building
1614	Tom Block Ent	\$500	Saddle for Owner Trainer Award
1617	Wilson Events Inc	\$32,500	Entertainment Buyer Contract ½ Payment
1619	A Class RV	\$26,315	Rental of RV's for Backside Housing
1638	Friends of the Fair	\$2,500	Reimbursement for Credit Card Donation run at Fair mistakenly

October Check Register

Please note due to Fair we have an abnormal amount of checks that may not seem normal. We will address the one that seem "Not Normal" a huge amount of the checks were for both Paul Paul entertainers and grounds entertainment. If you have questions about checks please let me know.

Check #	Vendor	Amount	Purpose
1641	CLIPA LLC	\$17,000	Grounds decorative lighting for Fair



MEMORANDUM

1644	A&S Pump	\$3,258.15	Race Track Pump Service & Repair
1655	Fig Garden Rockery	\$15,440.43	Sand Additives for the Race Track
1663	Mobile Mini	\$5,967.32	Restroom Rental for Backside
1664	Pacific Mobile Structures	\$6,410	Office Rentals for Fair
1680	Williams Scottsman	\$4,566.03	Office Rentals for Fair
1776	Venue Smart	\$108,695.87	Janitorial Services for Fair
1828	David Nalchajian	\$25,000	Sponsorship percent for ticket sales at Save Mart & O'Reilly Auto Parts
1926	Brad Jaurique	\$100,722.16	Promoter we partnered with on concerts in the Paul Paul
1928	Valdivia Marketing Group	\$166,520	Promoter we partnered with on concerts in the Paul Paul
1952	Country Fair Cinnamon Rolls D&D	\$1,600	Media Cinnamon Roll Drop
1999	Cohen Communication	\$45,682.60	Media Services, Production, Design for September
2006	Mike Kludjian	\$1,054	Refund for Midland Concert Tickets
2010	Pardinis	\$54,000	Catering for Fairtime
1994	Fresno County Private Security	\$247,959.92	Security Services for Fair

Fantasy of Lights 2021

Revenue	Online Ticket Sales	\$	25,859.00
	Onsite Ticket Sales	\$	53,210.00
	Concessions	\$	13,832.17
	Total Revenue	\$	92,901.17
Expenses	Profit Share to Lightasmic	\$	39,534.50
	Santa Claus	\$	1,000.00
	Labor (418.5 hours @ \$21)	\$	8,788.50
	Electricity	\$	6,080.00
	Media Buy & Creative	\$	13,989.54
	Total Expenses	\$	69,392.54
Total Profit		\$	23,508.63



CALIFORNIA DEPARTMENT OF
FOOD & AGRICULTURE
Karen Ross, Secretary

December 3, 2021

F2021-11

TO: All Fairs
SUBJECT: Proposition 12 and Junior Livestock Auctions

In 2018, California voters approved the Farm Animal Confinement Initiative (Proposition 12). Proposition 12 requires that covered animals be housed in confinement systems that comply with specific standards for freedom of movement, cage-free design, and minimum floor space. The covered animals are identified as veal calves, breeding pigs, and egg-laying hens. Proposition 12 also prohibits the sale of covered animal products from farm animals confined in a manner that does adhere to the minimum confinement standard requirements into California commerce.

Proposition 12 goes into effect beginning January 1, 2022. While the minimum confinement standards are exempt during fairs and exhibitions, Proposition 12 directly affects the fair industry as all junior livestock fair exhibitors raising and/or exhibiting egg-laying hens for the purpose of producing and selling shell or liquid eggs, or the immediate offspring of a breeding pig for the purpose of producing and selling whole pork meat, must adhere to the minimum confinement standard requirements.

To ensure that your fair's Junior Livestock Auction (JLA) participants are prepared and compliant with the law during the 2022 fair season, we strongly encourage you to begin communicating with your fair's egg and market hog exhibitors, as well as the market hog processors, especially those processing hogs sold as "resale". The processors may require documentation showing proof of each hog's date of birth and Proposition 12 compliance for all hogs sold through a JLA, regardless of the hog's place of birth.

Based on regulations noticed in May 2021, it is being proposed that California pork producers with breeding pigs, for the purpose of producing and selling whole pork meat, will be required to be third-party certified. The third-party certification also applies to any out-of-state exhibition breeders who sell show pigs to California exhibitors. All market hogs sold through a JLA as resale may require documentation showing proof that they originate from a certified producer.



F2021-11
December 3, 2021
Page 2

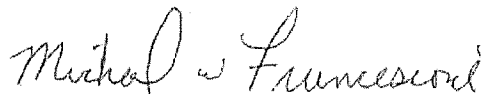
The CDFA Animal Care Program is proposing to modify regulation text and add documents related to the rulemaking file related to the Proposition 12 implementation. A 15-day written public comment period for these changes will begin on December 3, 2021 and end on December 17, 2021. Once the public comment period ends, a new regulations package will be submitted to the Office of Administrative Law for approval. The adoption of regulations is expected to occur on April 1, 2022 or July 1, 2022.

We will keep you updated with the most current information as we receive it, and we hope that all fair managers and stakeholders will participate in the next steps of the regulations process. Please continue to support the youth within our communities as we navigate through yet another challenge.

Enclosed is an FAQ outreach document that the CDFA Animal Health Branch has created for California Fair and Exhibitions Stakeholders. The document has many additional details about Proposition 12 and how it pertains to the fair industry. For more information about the implementation of Proposition 12 and to view the FAQ outreach document online, please visit the CDFA Animal Health Branch at <https://www.cdfa.ca.gov/ahfss/Prop12.html>.

If you have any questions, please contact Mike Francesconi at (916) 900-5365 or via email at mike.francesconi@cdfa.ca.gov.


Sincerely,

A handwritten signature in black ink that reads "Mike Francesconi". The signature is written in a cursive, flowing style.

Mike Francesconi
Branch Chief

Enclosure

cc: Dr. Elizabeth Cox, Animal Care Program Manager
CDFA Animal Health Branch





FARM ANIMAL CONFINEMENT

(HSC 25990-25994 (ALSO KNOWN AS PROPOSITION 12 INITIATIVE))



FAQ'S FOR CALIFORNIA FAIR & EXHIBITIONS STAKEHOLDERS 2022





FARM ANIMAL CONFINEMENT

(HSC 25990-25994 (ALSO KNOWN AS PROPOSITION 12 INITIATIVE))

FREQUENTLY ASKED QUESTIONS



FAQ's: Prop 12 FAQs for California Fair and Exhibitions Stakeholders

What is Prop 12?

- ♥ Ballot initiative passed in 2018 which set minimum confinement standards for specific farm animals raised in California and products from those animals sold in California.
- ♥ The law made it illegal to raise these farm animals in enclosures that do not meet these minimum space requirements.
- ♥ The law made it illegal to sell products from these farm animals in California that were not raised according to the minimum space requirements, regardless of if the animal was raised in California or out-of-state (<https://bit.ly/3kPu5Cx>).

Which farm animals are included under Prop 12?

- ♥ Egg-laying hen means any female domesticated chicken, turkey, duck, goose, or guineafowl kept for the purpose of egg production.
- ♥ Breeding pig means any female pig of the porcine species kept for the purpose of commercial breeding who is six months or older or pregnant.
- ♥ Veal calf means any calf of the bovine species kept for the purpose of producing the food product described as veal.

Which products from these animals are included under Prop 12?

- ♥ Shell eggs or liquid eggs means a whole egg of an egg-laying hen in its shell form or means eggs of an egg-laying hen broken from the shells.
- ♥ Whole pork meat means any uncooked cut of pork, including bacon, ham, chop, ribs, riblet, loin, shank, leg, roast, brisket, steak, sirloin, or cutlet, that is comprised entirely of pork meat of a breeding pig, or immediate offspring of a breeding pig.
- ♥ Whole veal meat means any uncooked cut of veal, including chop, ribs, riblet, loin, shank, leg, roast, brisket, steak, sirloin, or cutlet, that is comprised entirely of veal meat of a calf raised for veal.

What are the minimum confinement standards for these farm animals?

- ♥ All of these farm animals must be confined in a housing system in a manner that allows the animal to lie down, stand up, fully extend limbs, and turn around freely. In addition:
 - ♥ Egg-laying hen: minimum of the amount of usable floorspace per hen required by the 2017 edition of the United Egg Producers' Animal Husbandry Guidelines for U.S. Egg-Laying Flocks: Guidelines for Cage-Free Housing or in an enclosure other than a cage-free housing system (<https://bit.ly/3FuApr2>)
 - ♥ Breeding pig: minimum of 24 square feet of usable floorspace per breeding pig.
 - Breeding and gestation crates are not allowed
 - Farrowing crates are allowed
- ♥ Veal calf: minimum of 43 square feet of usable floorspace per calf.



FARM ANIMAL CONFINEMENT

(HSC 25990-25994 (ALSO KNOWN AS PROPOSITION 12 INITIATIVE))

FREQUENTLY ASKED QUESTIONS



FAQ's: Prop 12 FAQs for California Fair and Exhibitions Stakeholders

What are the exceptions to Prop 12 related to California fairs and exhibitions?

- ♥ Prop 12 minimum confinement standards are not required during state or county fair exhibitions. For example, if a breeding pig is shown at a fair, she does not need to be housed with a minimum of 24 square feet while on the fairgrounds.
- ♥ Prop 12 minimum confinement standards are not required during transportation.
- ♥ Prop 12 minimum confinement standards are not required for a breeding pig during the five-day period prior to the breeding pig's expected farrowing date and while the breeding pig is nursing piglets.


How do the deadlines of Prop 12 relate to the 2022 fair season?

- ♥ For egg-laying hens the minimum cage-free requirement goes into effect after December 31, 2021. If a fair participant is raising egg-laying hens, then the hens must be housed according to Prop 12 after December 31, 2021 if the hens are residing in California and if shell eggs or liquid eggs from those hens are sold in California.
- ♥ For veal calves the minimum floorspace requirement of 43 square feet went into effect January 1, 2020. If a fair participant is raising a calf for the purposes of producing whole veal meat sold in California, then the calf must be raised according to Prop 12.
- ♥ For breeding pigs the minimum floorspace requirement of 24 square feet goes into effect after December 31, 2021. If a fair participant is raising a breeding pig in California, then the breeding pig must be raised according to Prop 12 after December 31, 2021. If a fair participant is raising the immediate offspring of a breeding pig for the purposes of producing whole pork meat sold in California, then the breeding pig dam of this market pig must be raised according to Prop 12 if the market hog is born after December 31, 2021, regardless of the hog's place of birth.

What do I need to do to ensure I am compliant with the law for 2022 fair season?

- ♥ Ensure your animals in California are confined according to Prop 12 requirements.
- ♥ If products from your fair animals will be sold in California (shell eggs, liquid eggs, whole veal meat and whole pork meat) in 2022, buyers of these products (processors, retailers) will likely require a letter documenting compliance with the law.
- ♥ If showing market hogs, the breeder of the market hogs must confine breeding pigs according to Prop 12. In addition, ask of a letter documenting this compliance with the law to ensure whole pork meat from the show pig will have access to the resale market in California.





FARM ANIMAL CONFINEMENT

(HSC 25990-25994 (ALSO KNOWN AS PROPOSITION 12 INITIATIVE))

FREQUENTLY ASKED QUESTIONS



FAQ's: Prop 12 FAQs for California Fair and Exhibitions Stakeholders

What is the difference between custom livestock harvest (not for sale) and FSIS inspected livestock harvest (for resale)?


- ♥ Under custom livestock harvest, the meat from veal calves and hogs is used by the animal's owner, members of the owner's household, nonpaying guests and employees. The whole veal meat and whole pork meat cannot be sold and is labeled "not for sale". There is no sale of whole pork meat or whole veal meat under Prop 12.
- ♥ Under FSIS inspected livestock harvest, the meat from veal calves and hogs is processed for resale. The sale of this whole veal meat and whole pork meat will fall under Prop 12 and the veal calves and breeding pigs (producing the market hogs) will need to be raised according to Prop 12.

What should I do as a fair CEO or Junior Livestock Auction Committee that manages livestock auction?

- ♥ Reach out to your processor to find out what requirements they need for hogs and veal calves processed for resale. For example, a processor may request documentation of hog date of birth and for hogs born after December 31, 2021 a letter documenting compliance with Prop 12 for the breeding pig dam of that market hog. A letter of Prop 12 compliance will need to follow the live animal after the animal is sold at a fair or exhibition.

To learn more and to sign up for Prop 12 updates, scan or click the below QR code, or visit <https://www.cdffa.ca.gov/ahfss/Prop12.html>

You can follow us on social media by scanning the below QR codes or by clicking on each individual QR code with your cursor. Email questions to: AnimalCare@cdffa.ca.gov





FARM ANIMAL CONFINEMENT

(HSC 25990-25994 (ALSO KNOWN AS PROPOSITION 12 INITIATIVE))





Commercial sale of all **Proposition 12** defined covered products must not be from covered animals **confined in a cruel manner*** even when covered products originate from covered animals raised outside of California



JANUARY 1, 2020

JANUARY 1, 2022



Egg-laying hens require a minimum of 144 square inches of floor space per hen.

Calves raised for veal require a minimum of 43 square feet of floor space per calf.

Egg-laying hens included require cage-free housing outlined in United Egg Producers 2017 Guidelines.


Breeding pigs require a minimum of 24 square feet of floor space per pig.

FOOD PRODUCTS INCLUDE

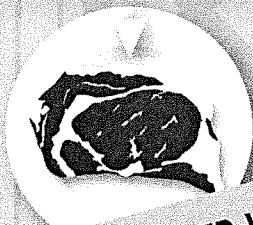
FOOD PRODUCTS INCLUDE

FOOD PRODUCTS INCLUDE


FOOD PRODUCTS INCLUDE



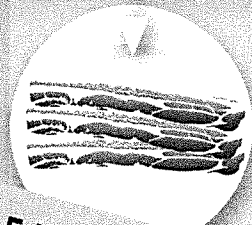
SHELL EGGS
LIQUID EGGS



WHOLE UNCOOKED VEAL
UNCOOKED VEAL CUTS



SHELL EGGS
LIQUID EGGS



WHOLE UNCOOKED PORK
UNCOOKED PORK CUTS





CALIFORNIA DEPARTMENT OF
FOOD & AGRICULTURE

Karen Ross, Secretary

January 6, 2022

F2022-02

TO: All California Fairs

SUBJECT: 2022 State Rules for California Fairs

The California Department of Food and Agriculture, Fairs and Expositions Branch (F&E) is pleased to announce the release of the 2022 State Rules for California Fairs. The 2022 State Rules contains three addendums:

- Addendum I – Summary of Changes for 2022
- Addendum II – Exhibit Program Guidelines for Fair Management & Exhibit Staff
- Addendum III – Youth Agreement Letter, signed by 4-H, FFA, Grange, and F&E representatives

The Secretary's welcome letter for the 2022 fair season has been posted. The State Rules, addendums, and Secretary Ross' letter are attached and can also be found the F&E website.

For any state rule questions/clarification, variance requests, or protest information please contact Mike Francesconi at mike.francesconi@cdfa.ca.gov or (916) 900-5365.

Sincerely,

Mike Francesconi
Branch Chief
Fairs & Expositions Branch

Enclosure

