

**42<sup>nd</sup> District Agriculture Association  
Glenn County Fairgrounds  
221 E. Yolo Street, Orland, CA 95963**

**530.865.1168 | [www.glenncountyfair.org](http://www.glenncountyfair.org) | [glenncountyfair@gmail.com](mailto:glenncountyfair@gmail.com)**

**Board Meeting Notice**

The Glenn County Fairgrounds Board of Directors will hold their regularly scheduled monthly meeting on November 15, 2022, at 6:30 P.M. in the Arts & Crafts Building at the Glenn County Fairgrounds.

**Teleconference**

**Zoom Link:**

**<https://us06web.zoom.us/j/83556276679?pwd=cjB4NFc0M1ZwcnlzeWZjaURxY0VTQT09>**

**Meeting ID 83556276679 passcode 826334**

**Phone**

+16694449171,83556276679# \*826334# US

**Board of Directors**

Geoff Bittle, President  
Ray Mudd, Vice President  
Jacob Chavez, Director

Candice Pierce, Director  
Shannon Douglass, Director

**Fair Staff**

Kathy Bartels – CEO  
Stephanie Andrews- Finance, Sara Miller - Office  
Rich Blessing, Tony Enos, John Long III- Maintenance

---

**OUR COMMITMENT TO TRANSPARENCY**

The public is invited and welcome to attend all noticed meetings. A complete meeting agenda packet will be made available to all public members attending the meetings. Meeting notices and agendas of the 42<sup>nd</sup> District Agricultural Association required by the Bagley-Keene Open Meeting Act are accessible on the internet at [www.glenncountyfair.org](http://www.glenncountyfair.org) and are posted at least 10 days prior to the meeting. The regular monthly board meeting is scheduled for the third Tuesday of each month at 6:30 P.M. in the Director's Hall at the fairgrounds. (Dates are subject to change) • Further information regarding this scheduled meeting of the Board of Directors for the 42<sup>nd</sup> District Agricultural Association may be obtained by contacting the Chief Executive Officer at 221 E. Yolo St, Orland, CA 95963, by calling (530) 865-1168 or [glenncountyfair@gmail.com](mailto:glenncountyfair@gmail.com)

**PUBLIC PARTICIPATION**

Members of the public are welcome and may request items to be included on the agenda of any noticed meeting. The items must be directly related to business of the Glenn County Fairgrounds. Requests for placement must be made in writing and delivered to the fair office no later than 3:00 P.M. thirteen (13) business days prior to the board meeting. • The "Public Comment" agenda item is a right granted to the public and is reserved for items not listed on the agenda. However, no debate by the board shall be permitted on such public comments and no action will be taken on such public comment items at this time, as law requires formal public notice prior to any action on an agenda item. Participation during the "Public Comment" section will be limited to three (3) minutes per speaker. • The public is welcome and may also participate in discussion and comment on action items that are listed on the agenda.

**AMERICANS WITH DISABILITIES ACT**

Pursuant to the American with Disabilities Act, individuals who, because of a disability, need special assistance to attend or participate in any 42<sup>nd</sup> District Agricultural Association Board or Committee meeting, or about other Glenn County Fairgrounds activities, may request assistance from the Chief Executive Officer at the fair office, 221 East Yolo Street, Orland, CA or by calling (530) 865-1168. Requests should be made one (1) week in advance whenever possible.

**42<sup>nd</sup> District Agriculture Association**  
**Glenn County Fairgrounds**  
**221 E. Yolo Street, Orland, CA 95963**  
**530.865.1168 | [www.glenncountyfair.org](http://www.glenncountyfair.org) | [glenncountyfair@gmail.com](mailto:glenncountyfair@gmail.com)**

**Board Meeting Agenda**  
**November 15, 2022**

- I. CALL TO ORDER – President Bittle**
- II. ROLL CALL:** Directors present, Directors excused
- III. INTRODUCTION OF GUESTS**
- IV. PUBLIC COMMENT**  
*In accordance with state law, the Board will not comment or otherwise consider Public Comment matters until and unless such items have been properly noticed for a future meeting. Participation during the "Public Comment" section will be limited to three (3) minutes per speaker.*
- V. CONSENT CALENDAR**  
*All items on the consent calendar are to be approved in one motion unless a Board Member requests separate action on a specified item.*
  - 1. PREVIOUS BOARD MINUTES
  - 2. FINANCIAL STATEMENTS
  - 3. AGREEMENTS:
    - a. Rentals
    - b. Standard 2's
- VI. REPORTS & INFORMATION**  
None
- VII. OLD BUSINESS**
  - 1. PROJECT LIST
  - 2. REVIEW OF LOCAL RULES REVISION
- VIII. NEW BUSINESS**
  - 1. SPOOK TRAIN RECAP
  - 2. SAVING ORLAND RACEWAY COMMITTEE
  - 3. ONLINE LIVESTOCK AUCTION DECISION
- IX. ITEMS OF CORRESPONDENCE**
  - 1. CFSA
  - 2. LETTERS FROM CAROL & PAUL TURNER
- X. MATTERS OF INFORMATION**
  - 1. Staff Reports
  - 2. Directors' Comments
  - 3. Next Scheduled Board Meeting: December 19, 2022
  - 4. Items to be included on the next meeting's agenda
    - a.
    - b.
- 5. ADJOURNMENT**

**42<sup>nd</sup> District Agriculture Association**

**Glenn County Fairgrounds**

**221 E. Yolo Street, Orland, CA 95963**

**530.865.1168 | [www.glenncountyfair.org](http://www.glenncountyfair.org) | [glenncountyfair@gmail.com](mailto:glenncountyfair@gmail.com)**

**Board Meeting Minutes**

**October 18, 2022**

- I. **CALL TO ORDER** – President Bittle called the meeting to order at 6:33PM
- II. **ROLL CALL**: Director Bittle, Director Pierce, Director Mudd, Director Douglass, Director Chavez
- III. **INTRODUCTION OF GUESTS** none
- IV. **PUBLIC COMMENT** None

**CLOSED SESSION**

Under Government Code 11126(a)(1) and Government Code 11125.4 (a)(9), the 42<sup>nd</sup> DAA Board of Directors is authorized to meet in closed session to discuss the following:

- 1. CEO Evaluation (Gov. Code § 11126 (a)) /54957

**RECONVENE INTO OPEN SESSION**

No action taken

- V. **CONSENT CALENDAR**: Director Pierce moved to approve the consent calendar as is, Director Chavez seconded the motion. Director Bittle, Director Mudd, Director Douglass, Director Pierce, and Director Chavez all voted in favor, no votes against. Motion passed.
- VI. **REPORTS & INFORMATION**  
None
- VII. **OLD BUSINESS**
  - 1. **PROJECT LIST**- CEO Bartels explained that there were no changes or additions to the project list. Director Mudd stated that he felt we could move the light pole in the Racetrack area priority level to low due to racing season being done that week. Director Douglass asked to see more information on the Project list, color coding, estimated timeline also suggested putting the project list in an excel spreadsheet. CEO Bartels stated that she would have the list revised by next meeting.
  - 2. **REVIEW OF LOCAL RULES REVISION**: CEO Bartels shared a list of rules that combined the existing local, General Livestock, and Jr. Livestock Auction Rules, and Red Tag Policy as well as included additional information that needs to be in print for exhibitors, parents, and leaders a like. Director Bittle asked for more time to review the pages and compare to what was in the book last year. Director Pierce agreed and asked that it be added to the agenda for the next meeting and allow more time to review.
- VIII. **NEW BUSINESS**
  - 1. **ELECTIONS**: Director Douglass nominated Director Pierce for the Board of Directors President. She accepted and Director Douglass, Director Bittle, Director Mudd, Director Chavez and Director Pierce all voted in favor. No votes against. Director Pierce is the new President of the Board. Director Mudd agreed to continue in his role as Vice President. Director Douglass, Director Bittle, Director Mudd, Director Chavez and Director Pierce all voted in favor. No votes against. Director Mudd is the Board of Director Vice President.
  - 2. **ORLAND RACEWAY**: CEO Bartels explained that the Orland Raceway 5-year contract is up in December and that the RFP process needed to start. Director Chavez shared with the Board that he and Director Mudd and CEO Bartels had meet with Richard Hood, the promotor of the Orland Raceway regarding complaints that were being shared not only to the CEO, but with board

members as well. CEO Bartels shared with the board that the CHP office had called to inform her that Richard Hood had ran his last ran in September without receiving a signed permit and that this would not happen again. Noise complaints were also an issue as well, in his previous contract the stop time was 11:00 PM and CEO Bartels noted that this would be a violation of the City noise ordinance and would need to be adjusted in future contracts and RFP's. Director Mudd shared that the repairs to the light pole and purchasing new light fixtures for the other poles would run a minimum of \$50,000.00, and the racing contract fees were \$17,500.00 and the other rentals in that area brought the fees to \$23,000.00. It would be 3 or more years before the fair would see a return on investment. There was discussion regarding attendance to the regularly scheduled races and it was shared that the best attended event was 150 in the grandstands per Richard Hood.

Director Chavez moved to not renew the racing contract or put out a new RFP. Director Mudd seconded the motion. Director Bittle, Director Mudd, Director Douglass, Director Pierce, and Director Chavez all voted in favor, no votes against. Motion passed.

**IX. ITEMS OF CORRESPONDENCE** None

**X. MATTERS OF INFORMATION**

1. Staff Reports: CEO Bartels shared the staff has been busy with rentals, and she will be performing evaluations.
2. Directors' Comments: None
3. Next Scheduled Board Meeting: November 15, 2022
4. Items to be included on the next meeting's agenda
  - a. Spook Train
  - b. Local Rules

**5. ADJOURNMENT Meeting adjourned at 8:10PM**

As of September 30, 2022

		Particulars	Amount
<b>CURRENT ASSETS</b>			
<b>CASH ON HAND &amp; IN BANK</b>			
Main	11100	Cash - Petty	400.00
Main	11101	Cash - Petty Cash ONP	0.00
Main	11200	Cash - Change Fund	0.00
Main	11300	Cash - Operating	0.00
Main	11350	Cash - Tri Co. Bank	563,896.36
Main	11400	Cash - Premium Account	0.00
Main	11600	Cash - LAIF	840,227.08
Main	11700	Cash - JLA	153,368.37
Total CASH ON HAND & IN BANK			1,557,891.81
<b>ACCOUNTS RECEIVABLE</b>			
BS	AR	Accounts Receivable	969.57
BS	jar	A/R - Junior Livestock Auction	29,679.11
Main	13140	A/R - Avenue of Lights	0.00
Main	13150	A/R - Oral History Society	0.00
Total ACCOUNTS RECEIVABLE			30,648.68
<b>DEFERRED CHARGES</b>			
Main	14300	Deferred Charges - General	(0.04)
Total DEFERRED CHARGES			(0.04)
Total CURRENT ASSETS			<u>1,588,540.45</u>
<b>CURRENT LIABILITIES</b>			
<b>CURRENT LIABILITIES</b>			
Main	21200	Accounts Payable	12,790.75
BS	PR	Payroll Liabilities	(1,869.26)
Main	21100	Insurances Fees Collected	5,101.65
main	24100	Guarantee Deposits	12,440.00
main	24120	Guarantee Deposits - Bonds	0.00
main	24800	A/P - Workers' Comp	(590.75)
Total CURRENT LIABILITIES			<u>27,872.39</u>
Current Assets in Excess of Current Liabilities			<u>1,560,668.06</u>

**42nd DAA, Glenn County Fair  
Balance Sheet  
September 30, 2022**

<b>Assets</b>	<b>2022</b>	<b>2021</b>
<b>Current Assets</b>		
Cash - Petty	400	400
Cash - Petty Cash ONP	-	-
Cash - Change Fund	-	-
Cash - Operating	-	-
Cash - Tri Co. Bank	563,896	508,407
Cash - Tri Counties - Horse Show	-	-
Cash - Premium Account	-	-
Cash - Payroll	-	-
Cash - LAIF	840,227	127,823
Cash - JLA	153,368	153,894
Accounts Receivable	970	1,185
A/R - Junior Livestock Auction	29,679	13,351
Deferred Charges - General	(0)	13,978
<b>Total Current Assets</b>	<u>1,588,540</u>	<u>819,039</u>
<b>Property &amp; Equipment</b>		
CIP	22,889	-
Land	16,264	16,264
Bldgs & Improvements	2,925,811	2,925,763
A/D - Bldgs & Improvements	(2,314,438)	(2,262,827)
Equipment	159,097	84,418
A/D - Equipment	(77,393)	(74,068)
<b>Total Property &amp; Equipment</b>	<u>732,230</u>	<u>689,549</u>
<b>Deferred Outflows of Resources</b>		
Deferred Outflows of Resources	92,217	92,217
<b>Total Deferred Outflows of Resources</b>	<u>92,217</u>	<u>92,217</u>
<b>Total Assets</b>	<u>2,412,988</u>	<u>1,600,806</u>
<b>Liabilities and Retained Earning</b>		
<b>Current Liabilities</b>		
Fees Collected - CFSA SE	(1,740)	(325)
Accounts Payable	12,791	8,456
A/P - Payroll	-	-
Payroll Liabilities	(1,869)	679
Deferred Income	11,140	-
Guarantee Deposits	12,440	18,000
Guarantee Deposits - Bonds	-	-
Leave Liability	1,875	687
A/P - Workers' Comp	(591)	2,798
A/P - Due to Heritage Foundation	(600)	-
Net Pension Liability	423,455	423,455
JLA Consignment Account	-	-
SB 84 / GASB 68 Loan	49,980	49,980
<b>Total Current Liabilities</b>	<u>506,880</u>	<u>503,730</u>
<b>Liabilities and Retained Earning</b>		
<b>Deferred Inflows of Resources</b>		
Deferred Inflows of Resources	13,255	13,255
<b>Total Deferred Inflows of Resources</b>	<u>13,255</u>	<u>13,255</u>
<b>Capital</b>		
JLA Net Resources	156,506	116,817
Net Reserves Available for Operations	1,991,764	1,043,538
Net Income ONP/RR	14,497	14,497
State Allocations	45,830	127,280
Other	-	-
JLA Net Income	54,459	40,010
Reserves - GASB68 Pension	(344,492)	(344,492)
Net Income	(25,711)	86,171
<b>Total Capital</b>	<u>1,892,853</u>	<u>1,083,822</u>
<b>Total Liabilities and Retained Earnings</b>	<u>2,412,988</u>	<u>1,600,806</u>

**Trial Balance**  
**Current (9/1/2022 - 9/30/2022)**  
**Unit Of Measure: \$**

Glenn County Fair  
 am Harrison

Monday, November 7, 2022 5:26:00PM

Page 1

Account	Beginning Balance	Debits	Credits	Net Activity	Ending Balance
11100-00-000-A Cash - Petty	400.00			0.00	400.00
11200-00-000-A Cash - Change Fund - Fairtime	6,107.00-	6,107.00		6,107.00	0.00
11350-00-000-A Cash - Operating - Tri Counties Bank	576,369.68	40,995.89	53,469.21	12,473.32-	563,896.36
11600-00-000-A Cash - LAIF #13-11-001	840,227.08			0.00	840,227.08
11700-00-102-A Cash - JLA Tri Co. Bank #55404264	145,231.86	8,136.51		8,136.51	153,368.37
13100-00-000-A Accounts Receivable	867.50	12,508.85	12,508.85	0.00	867.50
13100-00-102-A A/R - Junior Livestock Auction	29,501.61	10,857.35	10,679.85	177.50	29,679.11
13120-00-000-A Employee AR	102.07			0.00	102.07
13199-00-000-A AR Clearing	0.00	31,073.55	31,073.55	0.00	0.00
14300-00-000-A Deferred Charges - General	0.04-			0.00	0.04-
16000-00-000-A Deferred Outflows of Resources	92,217.21			0.00	92,217.21
19000-00-000-A CIP	22,889.00			0.00	22,889.00
19100-00-000-A Land	16,264.28			0.00	16,264.28
19200-00-000-A Bldgs & Improvements	2,925,763.21	47.44		47.44	2,925,810.65
19210-00-000-A A/D - Bldgs & Improvements	2,314,437.53-			0.00	2,314,437.53-
19300-00-000-A Equipment	159,096.66			0.00	159,096.66
19310-00-000-A A/D - Equipment	77,393.16-			0.00	77,393.16-
20100-00-000-A A/P - Payroll	0.00	21,669.73	21,669.73	0.00	0.00
21100-00-000-A Fees Collected - CFSA SE	1,950.00	540.00	750.00	210.00-	1,740.00
21200-00-000-A Accounts Payable	12,517.96-	35,005.59	35,278.38	272.79-	12,790.75-
22110-00-000-A A/P - Social Security	0.00	1,607.22	1,607.22	0.00	0.00
22120-00-000-A A/P - Medicare	0.00	451.06	451.06	0.00	0.00
22200-00-000-A A/P - PST	117.16	215.02	215.02	0.00	117.16
22310-00-000-A A/P - PERS	0.00	4,958.44	4,958.44	0.00	0.00
22330-00-000-A AP - OPEB	529.70-		266.48	266.48-	796.18-
22400-00-000-A A/P - State	0.00	166.98	166.98	0.00	0.00
2500-00-000-A A/P - Federal	0.00	733.95	733.95	0.00	0.00
22600-00-000-A A/P - Out of State - CA Tax	175.00-			0.00	175.00-
22630-00-000-A A/P - Vision	64.05-	77.44	13.39	64.05	0.00
22680-00-000-A A/P - Life	62.83-	75.58	12.75	62.83	0.00
22690-00-000-A Salt Creek Labor Liability	2,723.28			0.00	2,723.28
22700-00-000-A Heritage Foundation - GN - General - Act	600.00			0.00	600.00
22800-00-000-A Deferred Income	6,820.00-		1,125.00	1,125.00-	7,945.00-
22804-00-000-A Deferred Income - April	1,625.00-	1,625.00		1,625.00	0.00
22806-00-000-A Deferred Income - June	1,595.00-			0.00	1,595.00-
22807-00-000-A Deferred Income - July	250.00-			0.00	250.00-
22809-00-000-A Deferred Income - September	250.00-	250.00		250.00	0.00
22810-00-000-A Deferred Income - October	600.00-		250.00	250.00-	850.00-
22811-00-000-A Deferred Income - November	500.00-			0.00	500.00-
24100-00-000-A Guarantee Deposits	11,130.00-	2,800.00	4,110.00	1,310.00-	12,440.00-
24500-00-000-A Leave Liability	1,874.69-			0.00	1,874.69-
24800-00-000-A A/P - Workers' Comp	298.44-	1,698.00	808.81	889.19	590.75
25100-00-102-A Net Reserves - JLA	156,505.65-			0.00	156,505.65-
25200-00-000-A Net Reserves - Oral/RR	14,497.14-			0.00	14,497.14-
25500-00-000-A LTD- SB 84 / GASB 68	49,980.00-			0.00	49,980.00-
25600-00-000-A Deferred Inflows of Resources	13,254.51-			0.00	13,254.51-
26000-00-000-A Net Pension Liability	423,454.80-			0.00	423,454.80-
29100-00-000-A Net Reserves Available for Operations	1,991,764.06-			0.00	1,991,764.06-
29400-00-000-A Reserves - GASB Pension	344,492.09			0.00	344,492.09
31200-00-000-A State Allocations	45,830.00-			0.00	45,830.00-
40010-40-105-A Admissions, Destruction Derby - Fairtime	28,266.21-			0.00	28,266.21-
40010-40-301-A Admissions - EV - RR	6,523.00-			0.00	6,523.00-
40010-70-100-A Admissions - AT - Fair	109,511.00-			0.00	109,511.00-
40020-70-100-A Admissions Discounted - AT - Fair	6,211.00-			0.00	6,211.00-
40030-70-100-A Admissions - Box Seats - GS - Fair	3,000.00-			0.00	3,000.00-
40500-35-100-A Carnival - CS - Fair	64,410.00-			0.00	64,410.00-
40510-35-100-A Carnival Pre Sale - CS - Fair	21,440.00-			0.00	21,440.00-
41010-35-100-A Commercial Space Outside - CS - Fair	9,335.00-			0.00	9,335.00-
41020-35-100-A Commercial Space Inside - CS - Fair	7,745.00-			0.00	7,745.00-
41500-00-102-A Commission, JLA	77,996.09-			0.00	77,996.09-

**Trial Balance**  
**Current (9/1/2022 - 9/30/2022)**  
**Unit Of Measure: \$**

Glenn County Fair  
am Harrison

Monday, November 7, 2022 5:26:00PM

Page 2

Account	Beginning Balance	Debits	Credits	Net Activity	Ending Balance
42010-35-100-A Concessions Food - CS - Fair	80,323.78-			0.00	80,323.78-
42500-40-100-A Entry Fees - Queen/Princess Pageant	1,575.00-			0.00	1,575.00-
42500-80-100-A Entry Fees - Livestock	14,262.00-			0.00	14,262.00-
42500-80-105-A Entry Fees - Derby	1,030.00-			0.00	1,030.00-
42520-40-109-A Entry Fees - Parade	1,020.00-			0.00	1,020.00-
43010-40-100-A Destruction Derby - Fair	1,834.98			0.00	1,834.98
43500-00-000-A Interest	2,087.49-			0.00	2,087.49-
44000-00-102-A Receipts from Buyers - JLA	24,080.00-			0.00	24,080.00-
44500-00-400-A Donations - NF	1,250.00-	100.00		100.00	1,150.00-
44500-80-100-A Donated Trophies, Ribbons, Cash - Fair	585.00-			0.00	585.00-
45000-65-100-A Parking - Fair	11,517.00-			0.00	11,517.00-
45600-80-100-A Advertising Revenue - EX - Fair	402.66		993.00	993.00-	590.34-
46000-40-400-A Rentals Grounds - EV - NF	79,686.15-		6,937.22	6,937.22-	86,623.37-
46010-40-400-A Rentals Buildings - EV - NF	69,911.41-		14,376.33	14,376.33-	84,287.74-
46011-40-400-A Rental Building - E Center	19,558.40-		2,444.80	2,444.80-	22,003.20-
46012-40-404-A Rental Building - Office of Education	21,873.60-			0.00	21,873.60-
46040-40-400-A Rental Stall - EV - NF	75.00-			0.00	75.00-
46500-40-100-A RV Camping - Event - Fair	15,411.17-			0.00	15,411.17-
46500-40-400-A RV Camping - EV - NF	2,745.00-		1,080.00	1,080.00-	3,825.00-
48000-00-102-A Sponsorships - JLA	27,469.00-			0.00	27,469.00-
48000-40-100-A Sponsorships - EV - Fair	34,587.58-		10,000.00	10,000.00-	44,587.58-
48500-40-400-A Reimbursements - EV - NF	94,423.51-	306.82	3,135.05	2,828.23-	97,251.74-
48500-40-403-A Reimbursements, EV, Avenue of Lights	2,054.00-			0.00	2,054.00-
49500-00-000-A Other - General	3,850.64-			0.00	3,850.64-
49500-00-102-A Other - JLA	179.69		407.35	407.35-	227.66-
49500-40-100-A Other - EV - Fair	17,673.35-			0.00	17,673.35-
49500-80-100-A Other- EX, Fair, Actual	190.00		190.00	190.00-	0.00
49510-00-000-A Emergency Response Revenue	17,389.80-		1,249.00	1,249.00-	18,638.80-
50000-11-000-A Wages Perm - AD	45,399.69	5,706.50		5,706.50	51,106.19
50100-11-000-A Wages Temp - AD	36,812.73	2,592.22		2,592.22	39,404.95
50100-11-100-A Wages Temp,"AD","Fair	4,069.20			0.00	4,069.20
50100-12-000-A Wages Temp - MN	92,050.24	7,255.00	1,166.04	6,088.96	98,139.20
50100-12-100-A Wages Temp,"MN","Fair	1,149.37-	1,149.37		1,149.37	0.00
51000-11-000-A Employee Benefits - AD	1,410.52	169.68		169.68	1,580.20
51000-11-100-A Employee Benefits,"AD","Fair	156.96	10.30		10.30	167.26
51000-12-000-A Employee Benefits - MN	179.15	26.14	153.02	126.88-	52.27
51000-12-100-A Employee Benefits,"MN","Fair	48.70			0.00	48.70
51009-11-000-A Pers Employer Benefits - AD	13,026.12	1,776.48		1,776.48	14,802.60
51009-12-000-A Pers Employer Benefits - MN	16,052.25	2,321.60		2,321.60	18,373.85
51100-11-000-A Payroll Taxes - AD	4,236.84	474.13		474.13	4,710.97
51100-11-100-A Payroll Taxes,"AD","Fair	48.41			0.00	48.41
51100-12-000-A Payroll Taxes - MN	5,337.52	555.01		555.01	5,892.53
51100-12-100-A Payroll Taxes,"MN","Fair	16.67-	16.67		16.67	0.00
51200-11-000-A Workers' Compensation - AD	4,593.61	431.55		431.55	5,025.16
51200-11-100-A Workers' Compensation,"AD","Fair	211.53			0.00	211.53
51200-12-000-A Workers' Compensation - MN	5,051.09	377.26	59.79	317.47	5,368.56
51200-12-100-A Workers' Compensation,"MN","Fair	59.79-	59.79		59.79	0.00
51300-00-000-A Unemployment Insurance	1,969.00			0.00	1,969.00
52000-13-100-A Advertising - PU - Fair	2,741.31	993.00		993.00	3,734.31
56000-11-000-A Directors Expense - AD	60.00			0.00	60.00
57000-11-000-A Dues & Subscriptions - AD	591.87			0.00	591.87
58000-75-100-A Entertainment - ET - Fair	29,400.00			0.00	29,400.00
58020-75-100-A Grdstnd Destruction Derby - ET	6,450.00			0.00	6,450.00
58030-75-100-A GRdstnd Entertainment - ET	17,490.00			0.00	17,490.00
58040-75-100-A Queen Expense - ET - Fair	1,592.83			0.00	1,592.83
59000-11-000-A Insurance - AD	36,880.89	1,172.00		1,172.00	38,052.89
63000-12-000-A Utilities - MN	80,930.17	10,034.70		10,034.70	90,964.87
64000-12-000-A Maintenance & Repairs - MN	37,167.56	236.22		236.22	37,403.78
64000-40-301-A ONP RR Expansion/Track Repairs	1,046.75			0.00	1,046.75
64010-12-000-A Maintenance & Repairs Grandstand - MN	44,481.32			0.00	44,481.32



**Trial Balance**  
**Current (9/1/2022 - 9/30/2022)**  
**Unit Of Measure: \$**

Glenn County Fair  
 am Harrison

Monday, November 7, 2022 5:26:00PM  
 Page 3

Account	Beginning Balance	Debits	Credits	Net Activity	Ending Balance
64030-40-301-A Maintenance & Repairs Rail Cars & Etc	151.90			0.00	151.90
65000-00-301-A Other - ONP RR	185.03			0.00	185.03
65000-11-000-A Other - AD	10,512.53	179.04		179.04	10,691.57
65000-40-102-A Other - JLA	22,256.35	800.69		800.69	23,057.04
65000-40-403-A Avenue of Lights - Expense	4,554.14	110.56		110.56	4,664.70
65000-80-100-A Other - EX - Fair	735.00			0.00	735.00
65040-12-100-A Landscaping	872.24	266.09		266.09	1,138.33
65060-12-000-A Fuel Purchase Expense	2,456.21	325.55		325.55	2,781.76
65070-40-301-A ONP RR Miscellaneous Expenses	950.00			0.00	950.00
66000-80-100-A Plaques & Awards - EX - Fair	806.55			0.00	806.55
66010-40-100-A Cash Awards - EV - Fair	575.00			0.00	575.00
66010-80-100-A Cash Awards - EX - Fair	10,975.00		6,107.00	6,107.00-	4,868.00
67000-11-000-A Postage - AD	579.50			0.00	579.50
69000-11-000-A Professional Services - AD	22,118.54	6,332.44		6,332.44	28,450.98
69000-13-100-A Professional Services - PU - Fair	5,063.08			0.00	5,063.08
69000-40-100-A Professional Service - Fair	65,030.60	185.65		185.65	65,216.25
69000-40-102-A Professional Service - JLA	44,478.82			0.00	44,478.82
69000-70-100-A Professional Services - AT - Fair	31,601.96			0.00	31,601.96
69000-80-100-A Professional Services - EX - Fair	4,000.00			0.00	4,000.00
69010-80-100-A Judges - EX - Fair	16,440.00	190.00		190.00	16,630.00
72000-12-100-A Rental, MN, Fair	5,596.23			0.00	5,596.23
73500-80-100-A Sponsorships - EX - Fair	405.40			0.00	405.40
74000-11-000-A Supplies - AD	5,537.86	86.86		86.86	5,624.72
74000-12-000-A Supplies - MN	11,146.08	1,451.67	12.88	1,438.79	12,584.87
74000-40-100-A Supplies - Fair	7,783.52			0.00	7,783.52
74000-40-102-A Supplies - JLA	7,472.30	305.80		305.80	7,778.10
74000-70-100-A Supplies - AT - Fair	4,758.13			0.00	4,758.13
74010-12-000-A Supplies Bldg & Grds - MN	49,016.63	260.51		260.51	49,277.14
75000-11-000-A Telephone - AD	1,028.92	57.64		57.64	1,086.56
77000-11-000-A Travel Expenses	2,704.32			0.00	2,704.32
78000-12-000-A Trash Removal Clean Up - MN	16,620.45	542.61		542.61	17,163.06
80000-00-000-A Cash Over/Under	100.00			0.00	100.00
87500-00-000-A Equipment Purchases	4,200.00			0.00	4,200.00
<b>\$ Grand Totals</b>	<b>Beginning Balance</b>	<b>Debits</b>	<b>Credits</b>	<b>Net Activity</b>	<b>Ending Balance</b>
	0.00	228,460.15	228,460.15	0.00	0.00

<b>CASH FLOW</b>													
<b>September 30, 2022</b>													
	Actual	Actual	Actual	Actual	Actual	Actual	Actual	Actual	Actual	Actual	Actual	Actual	TOTAL
BEGINNING RESERVE	Jan-22	Feb-22	Mar-22	Apr-22	May-22	Jun-22	Jul-22	Aug-22	Sep-22	Oct-22	Nov-22	Dec-22	
	\$1,991,764	2,011,896	1,990,050	1,982,723	1,997,704	2,100,862	2,112,249	2,054,256	2,043,094	2,039,328	2,106,253	2,106,253	1,991,764
State Allocation	45,830	7,000	-	-	-	-	-	(7,000)	-	-	-	-	45,830
Capital Project Funding	-	-	-	-	-	-	-	-	-	-	-	-	-
Other Operating Funding	-	-	-	-	-	-	-	-	-	-	-	-	-
<b>OPERATING REVENUES:</b>													
Admissions	0	0	0	0	115,149	(147)	0	0	0	0	0	0	115,722
Commercial Space	350	1,200	1,425	5,720	8,785	(700)	300	0	0	0	0	0	17,080
Concessions/Carnival	1,824	0	1,850	2,250	137,227	10,642	12,380	0	0	(1,000)	0	0	165,174
Exhibits	0	75	3,815	13,852	(480)	0	0	0	190	0	0	0	17,452
Horse Show	0	0	0	0	0	0	0	0	0	0	0	0	-
Attractions (Fair)	0	0	0	900	31,301	(934)	0	0	0	0	0	0	31,266
Miscellaneous Fair	575	25	6,850	39,306	14,561	12,880	1,050	2,725	10,993	(2,546)	0	0	86,418
Interim	30,460	13,046	25,640	85,994	15,973	81,230	19,819	19,415	27,567	59,215	0	0	378,359
ONP Revenue	0	0	0	0	6,523	0	0	0	0	90	0	0	6,613
Other Operating	487	1,829	6,941	2,296	(1,583)	5,032	7,055	1,271	1,249	53,685	0	0	78,262
Prior Year Revenue	0	0	0	0	0	0	0	0	0	0	0	0	-
Total Operating Revenues	33,696	16,175	46,520	151,038	327,456	108,003	40,603	23,412	39,999	109,444	-	-	896,346
TOTAL AVAILABLE FUNDS	\$2,071,290	\$2,035,072	\$2,036,570	\$2,133,761	\$2,325,160	\$2,208,866	\$2,152,852	\$2,070,668	\$2,083,093	\$2,148,772	\$2,106,253	\$2,106,253	\$2,933,940
<b>OPERATING EXPENDITURES:</b>													
Administration	21,241	16,629	17,546	21,507	39,134	29,773	31,026	15,094	18,989	16,355	0	0	227,293
Maintenance	27,275	25,549	28,719	54,985	92,414	51,956	59,294	20,296	21,995	22,746	0	0	405,230
Publicity	120	790	0	0	11,036	1,200	0	(5,342)	993	505	0	0	9,303
ONP Expenses	234	812	1,128	0	148	12	0	0	0	0	0	0	2,334
Horse Show Expenses	0	0	0	0	0	0	0	0	0	0	0	0	-
Attendance	0	0	0	16,000	10,872	9,488	0	0	0	0	0	0	36,360
Miscellaneous Fair	655	41	611	20,400	46,382	3,795	776	6,021	1,678	72	0	0	80,430
Premium & Exhibits	0	0	0	0	0	0	0	0	0	0	0	0	-
Attractions	2,000	300	5,257	23,165	24,211	0	0	0	0	400	0	0	55,333
Interim	2,674	900	587	0	0	394	0	0	111	2,441	0	0	7,106
Equipment Expense	5,195	0	0	0	0	0	7,500	(8,495)	0	0	0	0	4,200
Prior Year Expense	0	0	0	0	0	0	0	0	0	0	0	0	-
Cash Over/Under	0	0	0	0	100	0	0	0	0	0	0	0	100
Depreciation Expense	0	0	0	0	0	0	0	0	0	0	0	0	-
Total Operating Expenditures	59,394	45,022	53,847	136,057	224,297	96,617	98,596	27,573	43,765	42,520	-	-	827,687
ENDING RESERVE	\$2,011,896	\$1,990,050	\$1,982,723	\$1,997,704	\$2,100,862	\$2,112,249	\$2,054,256	\$2,043,094	\$2,039,328	\$2,106,253	\$2,106,253	\$2,106,253	\$2,106,253

# Check Register

Check Register

Glenn County Fair  
Sam Harrison

Page 1  
10/17/2022 5:03:29PM

Check #	Void	Date	Employee	Name	Amount
1992		9/15/2022	Jolong	Long, Johnny A III	938.43
1993		9/15/2022	RiBles	Blessing, Richard E	553.88
1994		9/15/2022	SaMill	Miller, Sara	723.09
1995		9/30/2022	Jolong	Long, Johnny A III	1,081.86
1996		9/30/2022	RiBles	Blessing, Richard E	985.70
1997		9/30/2022	SaMill	Miller, Sara	712.51
Direct Deposit		9/15/2022	KatBart	Bartels, Katharine	2,082.87
Direct Deposit		9/15/2022	AnEnos	Enos, Anthony	1,145.65
Direct Deposit		9/15/2022	StAndr	Andrews, Stephanie	499.86
Direct Deposit		9/30/2022	KatBart	Bartels, Katharine	2,082.87
Direct Deposit		9/30/2022	AnEnos	Enos, Anthony	1,264.26
Direct Deposit		9/30/2022	StAndr	Andrews, Stephanie	364.65
Grand Totals: 12 Disbursements to 6 Employees					12,435.63



Service With Solutions®

P.O. Box 909, Chico CA 95927

## Statement Ending 09/30/2022

42ND DISTRICT AGRICULTURE ASN

Page 1 of 6

Account Number

### ADDRESS SERVICE REQUESTED

42ND DISTRICT AGRICULTURE ASN  
GENERAL ACCOUNT  
PO BOX 667  
ORLAND CA 95963-0667

### Service With Solutions



Speak with a  
Banker: 1-800-922-8742



Automated  
Phone Banking: 1-844-822-2447



Online Banking: TriCountiesBank.com

## Good News!

Your Business Debit Card limit  
for ATM withdrawals has been  
increased to \$800 per day.



For more details, please visit  
[www.tcbk.com/business/services/business-debit-cards](http://www.tcbk.com/business/services/business-debit-cards).

Member FDIC

## Overall Balance Summary

Account Type	Account Number	Ending Balance
Business Analysis Images		\$590,692.19

## Business Analysis Images-

### Account Summary

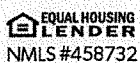
Date	Description	Amount
09/01/2022	Beginning Balance	\$605,228.50
	15 Credit(s) This Period	\$32,152.55
	40 Debit(s) This Period	\$46,688.86
09/30/2022	Ending Balance	\$590,692.19

### Deposits

Date	Description	Amount
09/14/2022	DEPOSIT	\$1,135.00
09/14/2022	REMOTE CAPTURE DEP	\$4,008.33
09/16/2022	REMOTE CAPTURE DEP	\$10,000.00
09/22/2022	DEPOSIT	\$490.00
09/22/2022	REMOTE CAPTURE DEP	\$1,829.00
09/29/2022	REMOTE CAPTURE DEP	\$7,985.22

### Electronic Credits

Date	Description	Amount
09/08/2022	BKCD PROCESSING DEPOSIT 42ND DISTRICT AGRICULT	\$350.00
09/12/2022	BKCD PROCESSING DEPOSIT 42ND DISTRICT AGRICULT	\$10.00



NMLS #458732



Member FDIC

THIS STATEMENT SHALL BE CONSIDERED CORRECT AND TRI COUNTIES BANK SHALL NOT BE LIABLE FOR ANY DISCREPANCIES IF NOT REPORTED TO THE BANK WITHIN 30 CALENDAR DAYS FROM THE DATE THIS STATEMENT WAS MAILED OR MADE AVAILABLE. RESPONSE TIME FOR REPORTING ERRORS OR INQUIRIES REGARDING ELECTRONIC FUND TRANSFERS OR YOUR AUTOMATIC CASH RESERVE ARE SEPARATELY DISCLOSED. ALL ITEMS DEPOSITED ARE SUBJECT TO RECEIPT OF FINAL PAYMENT.

**HERE'S AN EASY WAY TO BALANCE YOUR CHECKBOOK:**

(A) UPDATE CHECKBOOK BALANCE

- Subtract from your checkbook balance any monthly service charges, other bank charges and all automatic withdrawals/payments not previously deducted.
- Add to your checkbook balance all automatic deposits, other deposits and automatic cash reserve advances not recorded.

**(B) VERIFY OUTSTANDING CHECKS**

- Your checks are listed on the front of this statement in check number sequence or in date paid sequence if the check number is not available. An asterisk (\*) indicates missing check number(s).
- Check off each check listed on your check register or stubs.
- List in the space provided all outstanding checks. Add these and enter total.

**(C) RECONCILE BALANCES**

- Enter the ending balance as shown on the front of this statement.
- Add all deposits which are not shown on this statement.
- Enter total of outstanding checks described in (B) above and subtract from the subtotal.

SUBTOTAL ➡

(-)

**THIS TOTAL SHOULD AGREE WITH YOUR CHECKBOOK BALANCE**

## OUTSTANDING CHECKS

ITEM NO.	AMOUNT	
TOTAL		

**(D) IF YOU DID NOT BALANCE**

- Verify that the previous month's statement was balanced properly.
- Review all additions and subtractions for errors as well as balances brought forward in your checkbook register.
- Record any outstanding transactions from prior statements.
- Determine that all credits (including Automatic Deposits) shown in the "Deposits" and "Other Credits" sections of this statement are entered in your checkbook.
- Compare the amount of each item listed on this statement against the amounts entered in your checkbook.

**The following notices apply if your account is maintained primarily for personal, family or household purposes.**

## IN CASE OF ERRORS OR QUESTIONS ABOUT YOUR ELECTRONIC TRANSFERS

Call us at 1-800-922-8742 or write to us at Tri Counties Bank, Customer Service Department, P. O. Box 909 Chico, CA 95927 as soon as you can, if you think your statement or receipt is wrong or if you need more information about a transfer on the statement or receipt. We must hear from you no later than 60 days after we sent you the FIRST statement on which the error or problem appeared.

- (1) Tell us your name and account number (if any).
- (2) Describe the error or the transfer you are unsure about, and explain as clearly as you can why you believe it is an error or why you need more information.
- (3) Tell us the dollar amount of the suspected error.

We will investigate your complaint and will correct any error promptly. If we take more than 10 business days to do this, we will credit your account for the amount you think is in error; so that you will have the use of the money during the time it takes us to complete our investigation.

### Important Notice About Your Tri Counties Bank Visa® Debit Card

Your Card is enabled with non-Visa debit transaction processing. This means you may use your Card on a PIN-Debit Network without using a PIN or with your PIN. Examples of the types of actions you may be required to make to initiate a Card transaction on a PIN-Debit Network include initiating a payment directly with the biller, possibly via telephone, Internet, or kiosk locations. The non-Visa Debit Network(s) for which such transactions are enabled is the Accel<sup>®</sup> network.

Examples of the types of actions that you may be required to make to initiate a transaction on your Card include:

- Signing a receipt
- Providing a Card number, expiration date and card verification code over the phone or the internet
- Swiping your Card through a point-of-sale (POS) terminal and entering your PIN or signing for your purchase

The provisions of your agreement with us relating only to Visa transactions are not applicable to transactions that are conducted on networks other than a Visa or Plus network, such as a PIN-Debit Network. This means that for transactions that are processed through networks other than Visa or Plus, the above Visa zero dollar liability protection rules do not apply, even if you did not have to enter a PIN when you conducted the transaction.

**Business Analysis Images-**

(continued)

**Electronic Credits (continued)**

Date	Description	Amount
09/14/2022	BKCD PROCESSING DEPOSIT 42ND DISTRICT AGRICULT	\$150.00
09/15/2022	BKCD PROCESSING DEPOSIT 42ND DISTRICT AGRICULT	\$1,420.00
09/19/2022	BKCD PROCESSING DEPOSIT 42ND DISTRICT AGRICULT	\$600.00
09/23/2022	BKCD PROCESSING DEPOSIT 42ND DISTRICT AGRICULT	\$120.00
09/26/2022	BKCD PROCESSING DEPOSIT 42ND DISTRICT AGRICULT	\$1,100.00
09/26/2022	BKCD PROCESSING DEPOSIT 42ND DISTRICT AGRICULT	\$710.00
09/28/2022	BKCD PROCESSING DEPOSIT 42ND DISTRICT AGRICULT	\$2,245.00

**Electronic Debits**

Date	Description	Amount
09/01/2022	BKCD PROCESSING FEES 42ND DISTRICT AGRICULT	\$78.00
09/01/2022	BKCD PROCESSING FEES 42ND DISTRICT AGRICULT	\$96.20
09/02/2022	EMPLOYMENT DEVEL EDD EFTPM GLENN COUNTY FAIR	\$98.57
09/02/2022	IRS USATAXPYMT US DEPARTMENT OF AGRIC	\$1,543.00
09/14/2022	BKCD PROCESSING DEPOSIT 42ND DISTRICT AGRICULT	\$500.00
09/15/2022	GLENN CO. FAIR PAYROLL GLENN CO. FAIR	\$3,728.38
09/20/2022	EMPLOYMENT DEVEL EDD EFTPM GLENN COUNTY FAIR	\$79.57
09/20/2022	IRS USATAXPYMT US DEPARTMENT OF AGRIC	\$1,277.99
09/20/2022	CALPERS 3100 Department Of Food And	\$5,333.24
09/30/2022	GLENN CO. FAIR PAYROLL GLENN CO. FAIR	\$3,711.78

**Other Debits**

Date	Description	Amount
09/15/2022	Analysis/Treasury Charges	\$4.84

**Checks Cleared**

Check Nbr	Date	Amount	Check Nbr	Date	Amount	Check Nbr	Date	Amount
1969	09/02/2022	\$769.17	43402	09/06/2022	\$57.64	43411	09/28/2022	\$4,650.00
1990*	09/07/2022	\$829.38	43402	09/07/2022	\$250.00	43412	09/23/2022	\$10,024.42
1992*	09/16/2022	\$938.43	43403	09/02/2022	\$250.00	43413	09/12/2022	\$400.00
1993	09/21/2022	\$553.88	43405*	09/02/2022	\$713.70	43413	09/27/2022	\$57.64
1994	09/15/2022	\$723.09	43408*	09/13/2022	\$501.20	43414	09/15/2022	\$250.00
1996*	09/30/2022	\$985.70	43409	09/15/2022	\$48.50	43414	09/23/2022	\$10.28
1997	09/30/2022	\$712.51	43409	09/26/2022	\$4,638.69	43415	09/13/2022	\$140.99
43376*	09/06/2022	\$157.45	43410	09/15/2022	\$157.96	43416	09/15/2022	\$1,317.59
43393*	09/22/2022	\$66.58	43410	09/26/2022	\$64.06	55345326*	09/20/2022	\$175.00
43401*	09/28/2022	\$500.00	43411	09/13/2022	\$293.43			

\* Indicates skipped check number

# General Ledger Detail

Period 9 (9/1/2022 - 9/30/2022)

Glenn County Fair  
Sam Harrison

Unit: \$

Monday, November 7, 2022 5:35:19PM

Page 1

Date	Posting Description	Reference	Source	Merge #	Debit	Credit	Balance
<b>11350-00-000-A Cash - Operating - Tri Counties Bank</b>							576,369.68
9/1/2022	07/22 JLA Deposit	07/22	GL-Manual	4142	1,917.50-		
9/1/2022	07/28 JLA Deposit	07/28	GL-Manual	4142	810.00-		
9/1/2022	AR Receipt Summary	Bank	AR-Receipt	4140	5,579.85		
9/1/2022	CA&Cks Reference: 2 Receipt(s)						5,579.85
9/1/2022	Summarized AP Invoices	Invoices	AP-Invoice	4121		140.99	
9/1/2022	Valley Pacific Petroleum Service Inc Invoice: CL22-532375 Fuel						140.99
9/1/2022	AR Invoice Summary	Sales	AR-Invoice	4143		5,579.85	
9/1/2022	JR Livestock Auction Inv: 8905 Op Deposit in JLA, Transfer to JLA						5,579.85
9/2/2022	Summarized AP Payments	Payments	AP-Payment	4130		1,641.57	
9/2/2022	Employment Development Department Check: CATax083122						98.57
9/2/2022	Internal Revenue Services Check: FedTax083122						1,543.00
9/6/2022	AR Receipt Summary	Bank	AR-Receipt	4139	350.00		
9/6/2022	CC Reference: 1 Receipt(s)						350.00
9/7/2022	Summarized AP Payments	Payments	AP-Payment	4123	140.99		
9/7/2022	Valley Pacific Petroleum Service Inc Check: 43415						140.99
9/7/2022	Summarized AP Payments	Payments	AP-Payment	4123		3,109.67	
9/7/2022	Orland Ace Hardware Check: 43408						501.20
9/7/2022	Advanced Documents Check: 49409						48.50
9/7/2022	CORNING LUMBER Check: 43447						157.96
9/7/2022	Leaf Check: 43411						293.43
9/7/2022	Maria Sanchez Check: 43412						250.00
9/7/2022	Maria Sanchez Check: 43412 Void payment #5073						250.00-
9/7/2022	Nikki and Scott Foster Trucking LLC Check: 43448						400.00
9/7/2022	Sonia Melgarejo Check: 43414						250.00
9/7/2022	Valley Pacific Petroleum Service Inc Check: 43415						140.99
9/7/2022	Waste Management Check: 43416						1,317.59
9/8/2022	AR Receipt Summary	Bank	AR-Receipt	4138	10.00		
9/8/2022	CC Reference: 1 Receipt(s)						10.00
9/12/2022	AR Receipt Summary	Bank	AR-Receipt	4137	150.00		
9/12/2022	CC Reference: 1 Receipt(s)						150.00
9/13/2022	AR Receipt Summary	Bank	AR-Receipt	4136	1,420.00		
9/13/2022	CC Reference: 2 Receipt(s)						1,420.00
9/13/2022	Summarized AP Payments	Payments	AP-Payment	4123		0.00	
9/13/2022	Waxie Sanitary Supply Check: 43352						1,037.51
9/13/2022	Waxie Sanitary Supply Check: 43352 Void payment #5078						1,037.51-
9/14/2022	AR Receipt Summary	Bank	AR-Receipt	4135	5,143.33		
9/14/2022	CA&Cks Reference: 4 Receipt(s)						4,008.33
9/14/2022	CA&Cks Reference: 6 Receipt(s)						1,135.00
9/14/2022	Summarized AP Payments	Payments	AP-Payment	4123		500.00	
9/14/2022	Nicole Obenauf Check: Credit Card						500.00
9/15/2022	Summarized AP Payments	Payments	AP-Payment	4123		306.82	
9/15/2022	Stephanie Andrews Check: 43408						306.82
9/15/2022	Payroll Summary - Cash	Summary	PR-Cash	4134		5,943.78	
9/15/2022	Andrews, Stephanie Deposit: Glenn Co (2022-09-01 - 2022-09-15)						499.86
9/15/2022	Bartels, Katharine Deposit: Glenn Co (2022-09-01 - 2022-09-15)						2,082.87
9/15/2022	Blessing, Richard E Check: 1993 (2022-09-01 - 2022-09-15)						553.88
9/15/2022	Enos, Anthony Deposit: Glenn Co (2022-09-01 - 2022-09-15)						1,145.65
9/15/2022	Long, Johnny A III Check: 1992 (2022-09-01 - 2022-09-15)						938.43
9/15/2022	Miller, Sara Check: 1994 (2022-09-01 - 2022-09-15)						723.09
9/16/2022	AR Receipt Summary	Bank	AR-Receipt	4132	600.00		
9/16/2022	CC Reference: 2 Receipt(s)						600.00
9/16/2022	AR Receipt Summary	Bank	AR-Receipt	4133	10,000.00		
9/16/2022	CA&Cks Reference: 1 Receipt(s)						10,000.00
9/19/2022	Summarized AP Payments	Payments	AP-Payment	4131		5,333.24	
9/19/2022	Ca Public Employees' Retirement System Check: EFTAugPERS						5,333.24
9/20/2022	Summarized AP Payments	Payments	AP-Payment	4123		19,445.09	
9/20/2022	ATT Wireless Check: 43413						57.64
9/20/2022	California Fair Services Authority Check: 43409						4,638.69
9/20/2022	Cintas Check: 43410						64.06

## General Ledger Detail

Period 9 (9/1/2022 - 9/30/2022)

Glenn County Fair  
Sam Harrison

Unit: \$

Monday, November 7, 2022 5:35:19PM

Page 2

Date	Posting Description	Reference	Source	Merge #	Debit	Credit	Balance
<b>11350-00-000-A</b>		<b>Cash - Operating - Tri Counties Bank</b>		(continued)			
9/20/2022	Pacific Gas & Electric Company Check: 43412						10,024.42
9/20/2022	Pacific Gas & Electric Company Check: 43414						10.28
9/20/2022	Robert Johnson Check: 43411						4,650.00
9/20/2022	Summarized AP Payments	Payments	AP-Payment	4130		1,357.56	
9/20/2022	Employment Development Department Check: CATax091522						79.57
9/20/2022	Internal Revenue Services Check: FedTax091522						1,277.99
9/21/2022	AR Receipt Summary	Bank	AR-Receipt	4129	120.00		
9/21/2022	CC Reference: 1 Receipt(s)						120.00
9/21/2022	Summarized AP Payments	Payments	AP-Payment	4123		0.00	
9/21/2022	California Construction Authority Check: 43415						35,335.15
9/21/2022	California Construction Authority Check: 43415 Void payment #5090						35,335.15-
9/22/2022	AR Receipt Summary	Bank	AR-Receipt	4127	710.00		
9/22/2022	CC Reference: 7 Receipt(s)						710.00
9/22/2022	AR Receipt Summary	Bank	AR-Receipt	4128	2,319.00		
9/22/2022	CA&Cks Reference: 4 Receipt(s)						1,829.00
9/22/2022	CA&Cks Reference: 3 Receipt(s)						490.00
9/22/2022	Summarized AP Payments	Payments	AP-Payment	4123		500.00	
9/22/2022	David Castaneda Check: 43416						500.00
9/23/2022	AR Receipt Summary	Bank	AR-Receipt	4126	1,100.00		
9/23/2022	CC Reference: 1 Receipt(s)						1,100.00
9/26/2022	AR Receipt Summary	Bank	AR-Receipt	4125	2,245.00		
9/26/2022	CC Reference: 1 Receipt(s)						2,245.00
9/28/2022	Summarized AP Payments	Payments	AP-Payment	4123		2,389.75	
9/28/2022	Dionne Jackson Check: 43417						500.00
9/28/2022	Itzel Pano Check: 43418						250.00
9/28/2022	Lamar Check: 43419						100.00
9/28/2022	Quilt Corral Check: 43420						250.00
9/28/2022	US Bank Check: 43421						1,189.75
9/28/2022	Western Fairs Association Check: 43422						100.00
9/29/2022	AR Receipt Summary	Bank	AR-Receipt	4124	7,985.22		
9/29/2022	CA&Cks Reference: 4 Receipt(s)						7,985.22
9/29/2022	Summarized AP Payments	Payments	AP-Payment	4123		550.00	
9/29/2022	Desperado Horse Club Check: 43423						300.00
9/29/2022	Maria Sanchez Check: 43424						250.00
9/30/2022	September Bkcd Processing Fees	09/22 Bank	GL-Manual	4141		78.00	
9/30/2022	September Bkcd Processing Fees	09/22 Bank	GL-Manual	4141		96.20	
9/30/2022	09/15 Analysis Fees	09/22 Bank	GL-Manual	4141		4.84	
9/30/2022	AR Receipt Summary	Bank	AR-Receipt		5,850.00		
9/30/2022	CC Reference: 2 Receipt(s)						5,850.00
9/30/2022	Payroll Summary - Cash	Summary	PR-Cash	4122		6,491.85	
9/30/2022	Andrews, Stephanie Deposit: Glenn Co (2022-09-16 - 2022-09-30)						364.65
9/30/2022	Bartels, Katharine Deposit: Glenn Co (2022-09-16 - 2022-09-30)						2,082.87
9/30/2022	Blessing, Richard E Check: 1996 (2022-09-16 - 2022-09-30)						985.70
9/30/2022	Enos, Anthony Deposit: Glenn Co (2022-09-16 - 2022-09-30)						1,264.26
9/30/2022	Long, Johnny A III Check: 1995 (2022-09-16 - 2022-09-30)						1,081.86
9/30/2022	Miller, Sara Check: 1997 (2022-09-16 - 2022-09-30)						712.51

11350-00-000-A	Net:	12,473.32-	40,995.89	53,469.21	563,896.36
----------------	------	------------	-----------	-----------	------------

**\$ Grand Totals**

Beginning Balance	Net Activity	Total Debits	Total Credits	Balance
576,369.68	12,473.32-	40,995.89	53,469.21	563,896.36

**\$ Trial Balances**

	Total Debits	Total Credits	Balance
Prior:	576,369.68	0.00	576,369.68
Activity:	40,995.89	53,469.21	12,473.32-
Ending:	563,896.36	0.00	563,896.36





Service With Solutions®  
P.O. Box 909, Chico CA 95927

## Statement Ending 09/30/2022

42ND DISTRICT AGRICULTURE ASN

Page 1 of 4

Account Number:

### ADDRESS SERVICE REQUESTED

42ND DISTRICT AGRICULTURE ASN  
JUNIOR LIVESTOCK ACCOUNT  
PO BOX 667  
ORLAND CA 95963-0667

### Service With Solutions



Speak with a Banker: 1-800-922-8742



Automated Phone Banking: 1-844-822-2447



Online Banking: TriCountiesBank.com

## Good News!

Your Business Debit Card limit for ATM withdrawals has been increased to \$800 per day.



For more details, please visit  
[www.tcbk.com/business/services/business-debit-cards](http://www.tcbk.com/business/services/business-debit-cards).

Member FDIC

## Overall Balance Summary

Account Type	Account Number	Ending Balance
Public Funds Interest Checking		\$162,300.74

## Public Funds Interest Checking

### Account Summary

Date	Description	Amount
09/01/2022	Beginning Balance	\$154,722.23
	3 Credit(s) This Period	\$8,136.51
	1 Debit(s) This Period	\$558.00
09/30/2022	Ending Balance	\$162,300.74

### Interest Summary

Description	Amount
Interest Earned From 09/01/2022 Through 09/30/2022	
Annual Percentage Yield Earned	0.05%
Days in Statement Cycle	30
Interest and/or Reward Paid	\$6.66
Interest Paid this Statement Cycle	\$6.66
Interest Paid Year-to-Date	\$53.00

### Deposits

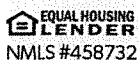
Date	Description	Amount
09/01/2022	REMOTE CAPTURE DEP	\$5,579.85
09/09/2022	DEPOSIT	\$2,550.00

### Other Credits

Date	Description	Amount
09/30/2022	INT PMT SYS-GEN	\$6.66

### Checks Cleared

Check Nbr	Date	Amount
5883	09/19/2022	\$558.00



NMLS #458732



Member FDIC

THIS STATEMENT SHALL BE CONSIDERED CORRECT AND TRI COUNTIES BANK SHALL NOT BE LIABLE FOR ANY DISCREPANCIES IF NOT REPORTED TO THE BANK WITHIN 30 CALENDAR DAYS FROM THE DATE THIS STATEMENT WAS MAILED OR MADE AVAILABLE. RESPONSE TIME FOR REPORTING ERRORS OR INQUIRIES REGARDING ELECTRONIC FUND TRANSFERS OR YOUR AUTOMATIC CASH RESERVE ARE SEPARATELY DISCLOSED. ALL ITEMS DEPOSITED ARE SUBJECT TO RECEIPT OF FINAL PAYMENT.

**HERE'S AN EASY WAY TO BALANCE YOUR CHECKBOOK:**

(A) UPDATE CHECKBOOK BALANCE

- Subtract from your checkbook balance any monthly service charges, other bank charges and all automatic withdrawals/payments not previously deducted.
- Add to your checkbook balance all automatic deposits, other deposits and automatic cash reserve advances not recorded.

**(B) VERIFY OUTSTANDING CHECKS**

- Your checks are listed on the front of this statement in check number sequence or in date paid sequence if the check number is not available. An asterisk (\*) indicates missing check number(s).
- Check off each check listed on your check register or stubs.
- List in the space provided all outstanding checks. Add these and enter total.

### (C) RECONCILE BALANCES

- Enter the ending balance as shown on the front of this statement.
- Add all deposits which are not shown on this statement.
- Enter total of outstanding checks described in (B) above and subtract from the subtotal.

SUBTOTAL ➡

(-)

**THIS TOTAL SHOULD AGREE WITH YOUR CHECKBOOK BALANCE**

(D) IF YOU DID NOT BALANCE

- Verify that the previous month's statement was balanced properly.
- Review all additions and subtractions for errors as well as balances brought forward in your checkbook register.
- Record any outstanding transactions from prior statements.
- Determine that all credits (including Automatic Deposits) shown in the "Deposits" and "Other Credits" sections of this statement are entered in your checkbook.
- Compare the amount of each item listed on this statement against the amounts entered in your checkbook.

**The following notices apply if your account is maintained primarily for personal, family or household purposes.**

## IN CASE OF ERRORS OR QUESTIONS ABOUT YOUR ELECTRONIC TRANSFERS

Call us at 1-800-922-8742 or write to us at Tri Counties Bank, Customer Service Department, P. O. Box 909 Chico, CA 95927 as soon as you can, if you think your statement or receipt is wrong or if you need more information about a transfer on the statement or receipt. We must hear from you no later than 60 days after we sent you the FIRST statement on which the error or problem appeared.

- (1) Tell us your name and account number (if any).
- (2) Describe the error or the transfer you are unsure about, and explain as clearly as you can why you believe it is an error or why you need more information.
- (3) Tell us the dollar amount of the suspected error.

We will investigate your complaint and will correct any error promptly. If we take more than 10 business days to do this, we will credit your account for the amount you think is in error; so that you will have the use of the money during the time it takes us to complete our investigation.

### Important Notice About Your Tri Counties Bank Visa® Debit Card

Your Card is enabled with non-Visa debit transaction processing. This means you may use your Card on a PIN-Debit Network without using a PIN or with your PIN. Examples of the types of actions you may be required to make to initiate a Card transaction on a PIN-Debit Network include initiating a payment directly with the biller, possibly via telephone, Internet, or kiosk locations. The non-Visa Debit Network(s) for which such transactions are enabled is the Accel<sup>®</sup> network.

Examples of the types of actions that you may be required to make to initiate a transaction on your Card include:

- Signing a receipt
- Providing a Card number, expiration date and card verification code over the phone or the internet
- Swiping your Card through a point-of-sale (POS) terminal and entering your PIN or signing for your purchase

The provisions of your agreement with us relating only to Visa transactions are not applicable to transactions that are conducted on networks other than a Visa or Plus network, such as a PIN-Debit Network. This means that for transactions that are processed through networks other than Visa or Plus, the above Visa zero dollar liability protection rules do not apply, even if you did not have to enter a PIN when you conducted the transaction.

## OUTSTANDING CHECKS

[illegible]

**Public Funds Interest Checking.**

\* Indicates skipped check number

(continued)

End of Statement

# General Ledger Detail

Period 9 (9/1/2022 - 9/30/2022)

Glenn County Fair  
Sam Harrison

Unit: \$

Monday, November 7, 2022 5:36:07PM

Page 1

Date	Posting Description	Reference	Source	Merge #	Debit	Credit	Balance
<b>11700-00-102-A Cash - JLA Tri Co. Bank #55404264</b>							145,231.86
9/1/2022	AR Receipt Summary	Bank	AR-Receipt		0.00		
9/1/2022	JLACa&Cks Reference: 1 Receipt(s)						5,579.85-
9/1/2022	JLACa&Cks Reference: 1 Receipt(s)						5,579.85
9/1/2022	AR Receipt Summary	Bank	AR-Receipt	4140	8,129.85		
9/1/2022	JLACa&Cks Reference: 2 Receipt(s)						8,129.85
9/30/2022	September JLA Interest	09/22 Bank	GL-Manual	4141	6.66		
11700-00-102-A		Net:	8,136.51		8,136.51	0.00	153,368.37
<b>\$ Grand Totals</b>							
	Beginning Balance	Net Activity	Total Debits	Total Credits	Balance		
	145,231.86	8,136.51	8,136.51	0.00	153,368.37		
<b>\$ Trial Balances</b>							
		Prior:	145,231.86	0.00	145,231.86		
		Activity:	8,136.51	0.00	8,136.51		
		Ending:	153,368.37	0.00	153,368.37		

# Bank Statements

Glenn County Fair  
Sam Harrison

With Outstanding Checks

Monday, October 17, 2022 2:20:52PM

Page 1

Bank Account - Statement Date	Description	GL Date	Closed?
-------------------------------	-------------	---------	---------

**JLA - 9/30/2022**

September 2022

9/30/2022

Closed

Statement Totals	Bank	Reconciled	Difference
Beginning Balance:	154,722.23	154,722.23	0.00
Total Deposits:	8,136.51	8,136.51	0.00
(Total Charges):	558.00	558.00	0.00
Ending Balance:	162,300.74	162,300.74	0.00

GL Balances	
Current GL Balance:	153,368.37
(Outstanding Deposits):	0.00
Outstanding Charges:	8,932.37
Compare to Bank Balance:	162,300.74

## Outstanding Transactions

Entry #	Date	Reference	Description	Debit	Credit	Voided	Statement
10602	5/20/2021	5360	MADDISEN POOL		5,238.92		
10672	5/20/2021	5453	Mason Derrick		38.20		
10726	5/20/2021	5460	joshua strong		38.20		
10815	5/20/2021	5455	Julian Heater		47.75		
10865	5/20/2021	5457	Elizabeth Matthews		66.85		
12179	5/21/2022	5730	Iker Garcia		1,514.04		
12224	5/21/2022	5789	Jose Esparza		38.20		
12235	5/21/2022	5749	Ammy Malqui		1,950.21		
Number Outstanding:				8	8,932.37		

Total Number of Statements: 1

*Sam Harrison*

As of October 31, 2022

		Particulars	Amount
<b>CURRENT ASSETS</b>			
<b>CASH ON HAND &amp; IN BANK</b>			
Main	11100	Cash - Petty	400.00
Main	11101	Cash - Petty Cash ONP	0.00
Main	11200	Cash - Change Fund	0.00
Main	11300	Cash - Operating	0.00
Main	11350	Cash - Tri Co. Bank	680,097.16
Main	11400	Cash - Premium Account	0.00
Main	11600	Cash - LAIF	840,227.08
Main	11700	Cash - JLA	105,327.95
Total CASH ON HAND & IN BANK			1,626,052.19
<b>ACCOUNTS RECEIVABLE</b>			
BS	AR	Accounts Receivable	969.57
BS	jar	A/R - Junior Livestock Auction	29,679.11
Main	13140	A/R - Avenue of Lights	0.00
Main	13150	A/R - Oral History Society	0.00
Total ACCOUNTS RECEIVABLE			30,648.68
<b>DEFERRED CHARGES</b>			
Main	14300	Deferred Charges - General	(0.04)
Total DEFERRED CHARGES			(0.04)
Total CURRENT ASSETS			<u>1,656,700.83</u>
<b>CURRENT LIABILITIES</b>			
<b>CURRENT LIABILITIES</b>			
Main	21200	Accounts Payable	9,202.12
BS	PR	Payroll Liabilities	(1,359.48)
Main	21100	Insurances Fees Collected	5,101.65
main	24100	Guarantee Deposits	13,490.00
main	24120	Guarantee Deposits - Bonds	0.00
main	24800	A/P - Workers' Comp	(1,503.78)
Total CURRENT LIABILITIES			<u>24,930.51</u>
Current Assets in Excess of Current Liabilities			<u>1,631,770.32</u>

**42nd DAA, Glenn County Fair  
Balance Sheet  
October 31, 2022**

<b>Assets</b>	<b>2022</b>	<b>2021</b>
<b>Current Assets</b>		
Cash - Petty	400	400
Cash - Petty Cash ONP	-	-
Cash - Change Fund	-	-
Cash - Operating	-	-
Cash - Tri Co. Bank	680,097	395,325
Cash - Tri Counties - Horse Show	-	-
Cash - Premium Account	-	-
Cash - Payroll	-	-
Cash - LAIF	840,227	278,145
Cash - JLA	105,328	105,016
Accounts Receivable	970	843
A/R - Junior Livestock Auction	29,679	13,289
Deferred Charges - General	(0)	12,425
<b>Total Current Assets</b>	<u>1,656,701</u>	<u>805,442</u>
<b>Property &amp; Equipment</b>		
CIP	22,889	-
Land	16,264	16,264
Bldgs & Improvements	2,925,811	2,925,763
A/D - Bldgs & Improvements	(2,314,438)	(2,262,827)
Equipment	159,097	100,168
A/D - Equipment	(77,393)	(74,068)
<b>Total Property &amp; Equipment</b>	<u>732,230</u>	<u>705,299</u>
<b>Deferred Outflows of Resources</b>		
Deferred Outflows of Resources	92,217	92,217
<b>Total Deferred Outflows of Resources</b>	<u>92,217</u>	<u>92,217</u>
<b>Total Assets</b>	<u>2,481,148</u>	<u>1,602,959</u>
<b>Liabilities and Retained Earning</b>		
<b>Current Liabilities</b>		
Fees Collected - CFSA SE	(2,292)	(340)
Accounts Payable	9,202	6,047
A/P - Payroll	-	-
Payroll Liabilities	(1,359)	679
Deferred Income	16,630	1,700
Guarantee Deposits	13,490	17,450
Guarantee Deposits - Bonds	-	-
Leave Liability	1,875	687
A/P - Workers' Comp	(1,504)	3,215
A/P - Due to Heritage Foundation	(600)	-
Net Pension Liability	423,455	423,455
JLA Consignment Account	-	-
SB 84 / GASB 68 Loan	49,980	49,980
<b>Total Current Liabilities</b>	<u>508,876</u>	<u>502,873</u>
<b>Liabilities and Retained Earning</b>		
<b>Deferred Inflows of Resources</b>		
Deferred Inflows of Resources	13,255	13,255
<b>Total Deferred Inflows of Resources</b>	<u>13,255</u>	<u>13,255</u>
<b>Capital</b>		
JLA Net Resources	156,506	116,817
Net Reserves Available for Operations	1,991,764	1,043,538
Net Income ONP/RR	14,497	14,497
State Allocations	45,830	127,280
Other	-	-
JLA Net Income	54,459	40,016
Reserves - GASB68 Pension	(344,492)	(344,492)
Net Income	<u>40,754</u>	<u>89,175</u>
<b>Total Capital</b>	<u>1,959,317</u>	<u>1,086,832</u>
<b>Total Liabilities and Retained Earnings</b>	<u>2,481,448</u>	<u>1,602,959</u>



# Trial Balance

Current (10/1/2022 - 10/31/2022)

Unit Of Measure: \$

Glenn County Fair

Monday, November 7, 2022 5:26:16PM

am Harrison

Page 1

Account	Beginning Balance	Debits	Credits	Net Activity	Ending Balance
11100-00-000-A Cash - Petty	400.00			0.00	400.00
11350-00-000-A Cash - Operating - Tri Counties Bank	563,896.36	172,615.21	56,414.41	116,200.80	680,097.16
11600-00-000-A Cash - LAIF #13-11-001	840,227.08			0.00	840,227.08
11700-00-102-A Cash - JLA Tri Co. Bank #55404264	153,368.37		48,040.42	48,040.42-	105,327.95
13100-00-000-A Accounts Receivable	867.50	30,816.35	30,816.35	0.00	867.50
13100-00-102-A A/R - Junior Livestock Auction	29,679.11	48,040.42	48,040.42	0.00	29,679.11
13120-00-000-A Employee AR	102.07			0.00	102.07
13199-00-000-A AR Clearing	0.00	44,781.18	44,781.18	0.00	0.00
14300-00-000-A Deferred Charges - General	0.04-			0.00	0.04-
16000-00-000-A Deferred Outflows of Resources	92,217.21			0.00	92,217.21
19000-00-000-A CIP	22,889.00			0.00	22,889.00
19100-00-000-A Land	16,264.28			0.00	16,264.28
19200-00-000-A Bldgs & Improvements	2,925,810.65			0.00	2,925,810.65
19210-00-000-A A/D - Bldgs & Improvements	2,314,437.53-			0.00	2,314,437.53-
19300-00-000-A Equipment	159,096.66			0.00	159,096.66
19310-00-000-A A/D - Equipment	77,393.16-			0.00	77,393.16-
20100-00-000-A A/P - Payroll	0.00	20,994.79	20,994.79	0.00	0.00
21100-00-000-A Fees Collected - CFSA SE	1,740.00	660.00	107.70	552.30	2,292.30
21200-00-000-A Accounts Payable	12,790.75-	42,477.24	38,888.61	3,588.63	9,202.12-
21200-00-102-A Accounts Payable - JLA	0.00	48,040.42	48,040.42	0.00	0.00
22110-00-000-A A/P - Social Security	0.00	1,546.84	1,546.84	0.00	0.00
22120-00-000-A A/P - Medicare	0.00	437.76	437.76	0.00	0.00
22200-00-000-A A/P - PST	117.16		217.16	217.16-	100.00-
22310-00-000-A A/P - PERS	0.00	4,763.64	4,763.64	0.00	0.00
22330-00-000-A AP - OPEB	796.18-		266.48	266.48-	1,062.66-
22400-00-000-A A/P - State	0.00	170.04	170.04	0.00	0.00
2500-00-000-A A/P - Federal	0.00	718.27	718.27	0.00	0.00
22600-00-000-A A/P - Out of State - CA Tax	175.00-			0.00	175.00-
22630-00-000-A A/P - Vision	0.00		13.39	13.39-	13.39-
22680-00-000-A A/P - Life	0.00		12.75	12.75-	12.75-
22690-00-000-A Salt Creek Labor Liability	2,723.28			0.00	2,723.28
22700-00-000-A Heritage Foundation - GN - General - Act	600.00			0.00	600.00
22800-00-000-A Deferred Income	7,945.00-			0.00	7,945.00-
22806-00-000-A Deferred Income - June	1,595.00-			0.00	1,595.00-
22807-00-000-A Deferred Income - July	250.00-			0.00	250.00-
22810-00-000-A Deferred Income - October	850.00-			0.00	850.00-
22811-00-000-A Deferred Income - November	500.00-		4,490.00	4,490.00-	4,990.00-
22812-00-000-A Deferred Income - December			1,000.00	1,000.00-	1,000.00-
24100-00-000-A Guarantee Deposits	12,440.00-	4,000.00	5,050.00	1,050.00-	13,490.00-
24500-00-000-A Leave Liability	1,874.69-			0.00	1,874.69-
24800-00-000-A A/P - Workers' Comp	590.75	1,698.00	784.97	913.03	1,503.78
25100-00-102-A Net Reserves - JLA	156,505.65-			0.00	156,505.65-
25200-00-000-A Net Reserves - Oral/RR	14,497.14-			0.00	14,497.14-
25500-00-000-A LTD- SB 84 / GASB 68	49,980.00-			0.00	49,980.00-
25600-00-000-A Deferred Inflows of Resources	13,254.51-			0.00	13,254.51-
26000-00-000-A Net Pension Liability	423,454.80-			0.00	423,454.80-
29100-00-000-A Net Reserves Available for Operations	1,991,764.06-			0.00	1,991,764.06-
29400-00-000-A Reserves - GASB Pension	344,492.09			0.00	344,492.09
31200-00-000-A State Allocations	45,830.00-			0.00	45,830.00-
31300-00-000-A Training Allocations	0.00	300.00		300.00	300.00
40010-40-105-A Admissions, Destruction Derby - Fairtime	28,266.21-			0.00	28,266.21-
40010-40-301-A Admissions - EV - RR	6,523.00-		90.00	90.00-	6,613.00-
40010-70-100-A Admissions - AT - Fair	109,511.00-			0.00	109,511.00-
40020-70-100-A Admissions Discounted - AT - Fair	6,211.00-			0.00	6,211.00-
40030-70-100-A Admissions - Box Seats - GS - Fair	3,000.00-			0.00	3,000.00-
40500-35-100-A Carnival - CS - Fair	64,410.00-			0.00	64,410.00-
40510-35-100-A Carnival Pre Sale - CS - Fair	21,440.00-			0.00	21,440.00-
41010-35-100-A Commercial Space Outside - CS - Fair	9,335.00-			0.00	9,335.00-
41020-35-100-A Commercial Space Inside - CS - Fair	7,745.00-			0.00	7,745.00-
41500-00-102-A Commission, JLA	77,996.09-			0.00	77,996.09-

# Trial Balance

Current (10/1/2022 - 10/31/2022)

Unit Of Measure: \$

Glenn County Fair  
am Harrison

Monday, November 7, 2022 5:26:16PM

Page 2

Account	Beginning Balance	Debits	Credits	Net Activity	Ending Balance
42000-35-100-A Concessions Non Food - Fair	0.00	1,000.00		1,000.00	1,000.00
42010-35-100-A Concessions Food - CS - Fair	80,323.78-			0.00	80,323.78-
42500-40-100-A Entry Fees - Queen/Princess Pagent	1,575.00-			0.00	1,575.00-
42500-80-100-A Entry Fees - Livestock	14,262.00-			0.00	14,262.00-
42500-80-105-A Entry Fees - Derby	1,030.00-			0.00	1,030.00-
42520-40-109-A Entry Fees - Parade	1,020.00-			0.00	1,020.00-
43010-40-100-A Destruction Derby - Fair	1,834.98	19.37		19.37	1,854.35
43500-00-000-A Interest	2,087.49-			0.00	2,087.49-
44000-00-102-A Receipts from Buyers - JLA	24,080.00-			0.00	24,080.00-
44500-00-400-A Donations - NF	1,150.00-			0.00	1,150.00-
44500-80-100-A Donated Trophies, Ribbons, Cash - Fair	585.00-			0.00	585.00-
45000-65-100-A Parking - Fair	11,517.00-	2,526.75		2,526.75	8,990.25-
45600-80-100-A Advertising Revenue - EX - Fair	590.34-			0.00	590.34-
46000-40-400-A Rentals Grounds - EV - NF	86,623.37-		5,940.00	5,940.00-	92,563.37-
46010-40-400-A Rentals Buildings - EV - NF	84,287.74-		7,987.08	7,987.08-	92,274.82-
46011-40-400-A Rental Building - E Center	22,003.20-		2,444.80	2,444.80-	24,448.00-
46012-40-404-A Rental Building - Office of Education	21,873.60-		3,528.00	3,528.00-	25,401.60-
46040-40-400-A Rental Stall - EV - NF	75.00-		25.00	25.00-	100.00-
46500-40-100-A RV Camping - Event - Fair	15,411.17-			0.00	15,411.17-
46500-40-400-A RV Camping - EV - NF	3,825.00-		5.00	5.00-	3,830.00-
48000-00-102-A Sponsorships - JLA	27,469.00-			0.00	27,469.00-
48000-40-100-A Sponsorships - EV - Fair	44,587.58-			0.00	44,587.58-
48500-40-400-A Reimbursements - EV - NF	97,251.74-		35,335.15	35,335.15-	132,586.89-
48500-40-403-A Reimbursements, EV, Avenue of Lights	2,054.00-		3,950.00	3,950.00-	6,004.00-
49500-00-000-A Other - General	3,850.64-		48,040.42	48,040.42-	51,891.06-
49500-00-102-A Other - JLA	227.66-			0.00	227.66-
49500-40-100-A Other - EV - Fair	17,673.35-			0.00	17,673.35-
49510-00-000-A Emergency Response Revenue	18,638.80-		5,644.80	5,644.80-	24,283.60-
50000-11-000-A Wages Perm - AD	51,106.19	5,706.50		5,706.50	56,812.69
50100-11-000-A Wages Temp - AD	39,404.95	2,620.80		2,620.80	42,025.75
50100-11-100-A Wages Temp", "AD", "Fair	4,069.20			0.00	4,069.20
50100-12-000-A Wages Temp - MN	98,139.20	6,768.00		6,768.00	104,907.20
51000-11-000-A Employee Benefits - AD	1,580.20	169.68		169.68	1,749.88
51000-11-100-A Employee Benefits", "AD", "Fair	167.26	10.30		10.30	177.56
51000-12-000-A Employee Benefits - MN	52.27	26.14		26.14	78.41
51000-12-100-A Employee Benefits", "MN", "Fair	48.70			0.00	48.70
51009-11-000-A Pers Employer Benefits - AD	14,802.60	1,776.48		1,776.48	16,579.08
51009-12-000-A Pers Employer Benefits - MN	18,373.85	2,165.76		2,165.76	20,539.61
51100-11-000-A Payroll Taxes - AD	4,710.97	474.54		474.54	5,185.51
51100-11-100-A Payroll Taxes", "AD", "Fair	48.41			0.00	48.41
51100-12-000-A Payroll Taxes - MN	5,892.53	517.76		517.76	6,410.29
51200-11-000-A Workers' Compensation - AD	5,025.16	433.03		433.03	5,458.19
51200-11-100-A Workers' Compensatio", "AD", "Fair	211.53			0.00	211.53
51200-12-000-A Workers' Compensation - MN	5,368.56	351.94		351.94	5,720.50
51300-00-000-A Unemployment Insurance	1,969.00			0.00	1,969.00
52000-13-100-A Advertising - PU - Fair	3,734.31	400.00		400.00	4,134.31
56000-11-000-A Directors Expense - AD	60.00			0.00	60.00
57000-11-000-A Dues & Subscriptions - AD	591.87	1,420.00		1,420.00	2,011.87
58000-75-100-A Entertainment - ET - Fair	29,400.00	400.00		400.00	29,800.00
58020-75-100-A Grdstnd Destruction Derby - ET	6,450.00			0.00	6,450.00
58030-75-100-A GRdstnd Entertainment - ET	17,490.00			0.00	17,490.00
58040-75-100-A Queen Expense - ET - Fair	1,592.83			0.00	1,592.83
60000-11-000-A Insurance - AD	38,052.89	1,172.00		1,172.00	39,224.89
63000-12-000-A Utilities - MN	90,964.87	9,435.05		9,435.05	100,399.92
64000-12-000-A Maintenance & Repairs - MN	37,403.78	301.30		301.30	37,705.08
64000-40-301-A ONP RR Expansion/Track Repairs	1,046.75			0.00	1,046.75
64010-12-000-A Maintenance & Repairs Grandstand - MN	44,481.32			0.00	44,481.32
64030-40-301-A Maintenance & Repairs Rail Cars & Etc	151.90			0.00	151.90
65000-00-301-A Other - ONP RR	185.03			0.00	185.03
65000-11-000-A Other - AD	10,691.57			0.00	10,691.57

# Trial Balance

Current (10/1/2022 - 10/31/2022)

Unit Of Measure: \$

Glenn County Fair

Monday, November 7, 2022 5:26:16PM

am Harrison

Page 3


Account	Beginning Balance	Debits	Credits	Net Activity	Ending Balance
65000-40-102-A Other - JLA	23,057.04			0.00	23,057.04
65000-40-403-A Avenue of Lights - Expense	4,664.70	2,441.31		2,441.31	7,106.01
65000-80-100-A Other - EX - Fair	735.00			0.00	735.00
65040-12-100-A Landscaping	1,138.33			0.00	1,138.33
65060-12-000-A Fuel Purchase Expense	2,781.76	936.84		936.84	3,718.60
65070-40-301-A ONP RR Miscellaneous Expenses	950.00			0.00	950.00
66000-80-100-A Plaques & Awards - EX - Fair	806.55			0.00	806.55
66010-40-100-A Cash Awards - EV - Fair	575.00			0.00	575.00
66010-80-100-A Cash Awards - EX - Fair	4,868.00			0.00	4,868.00
67000-11-000-A Postage - AD	579.50			0.00	579.50
69000-11-000-A Professional Services - AD	28,450.98	1,749.34		1,749.34	30,200.32
69000-13-100-A Professional Services - PU - Fair	5,063.08	105.29		105.29	5,168.37
69000-40-100-A Professional Service - Fair	65,216.25	71.89		71.89	65,288.14
69000-40-102-A Professional Service - JLA	44,478.82			0.00	44,478.82
69000-70-100-A Professional Services - AT - Fair	31,601.96			0.00	31,601.96
69000-80-100-A Professional Services - EX - Fair	4,000.00	460.00		460.00	4,460.00
69010-80-100-A Judges - EX - Fair	16,630.00			0.00	16,630.00
72000-12-100-A Rental, MN, Fair	5,596.23			0.00	5,596.23
73500-80-100-A Sponsorships - EX - Fair	405.40			0.00	405.40
74000-11-000-A Supplies - AD	5,624.72	608.97		608.97	6,233.69
74000-12-000-A Supplies - MN	12,584.87			0.00	12,584.87
74000-40-100-A Supplies - Fair	7,783.52			0.00	7,783.52
74000-40-102-A Supplies - JLA	7,778.10			0.00	7,778.10
74000-70-100-A Supplies - AT - Fair	4,758.13			0.00	4,758.13
74010-12-000-A Supplies Bldg & Grds - MN	49,277.14	1,701.04		1,701.04	50,978.18
75000-11-000-A Telephone - AD	1,086.56	57.27		57.27	1,143.83
7000-11-000-A Travel Expenses	2,704.32	155.73		155.73	2,860.05
78000-12-000-A Trash Removal Clean Up - MN	17,163.06	542.61		542.61	17,705.67
80000-00-000-A Cash Over/Under	100.00			0.00	100.00
87500-00-000-A Equipment Purchases	4,200.00			0.00	4,200.00
<b>\$ Grand Totals</b>	<b>Beginning Balance</b>	<b>Debits</b>	<b>Credits</b>	<b>Net Activity</b>	<b>Ending Balance</b>
	0.00	468,585.85	468,585.85	0.00	0.00





**ADDRESS SERVICE REQUESTED**

42ND DISTRICT AGRICULTURE ASN  
GENERAL ACCOUNT  
PO BOX 667  
ORLAND CA 95963-0667

*Service With Solutions*

 Speak with a Banker: 1-800-922-8742

 Automated Phone Banking: 1-844-822-2447

 Online Banking: TriCountiesBank.com

**Good news! Effective October 31, 2022, we have eliminated multiple service fees related to non-sufficient funds for personal and business accounts:**

1. The fee on returned items (non-sufficient funds or "NSF" fee), previously applied when a check or other payment was presented against an account with insufficient available funds and the payment was returned unpaid
2. The Linked Deposit Transfer Fee, previously applied when funds were automatically transferred from an account to cover a payment
3. The Automatic Cash Reserve Transfer Fee, previously applied when funds were automatically transferred from an Automatic Cash Reserve line of credit to cover a payment

For detailed information and disclosures, visit [TriCountiesBank.com/fee-eliminations](https://www.tricountiesbank.com/fee-eliminations).

Member FDIC

**Overall Balance Summary**

Account Type	Account Number	Ending Balance
Business Analysis Images		\$688,646.26

**Business Analysis Images**
**Account Summary**

Date	Description	Amount
10/01/2022	Beginning Balance	\$590,692.19
	19 Credit(s) This Period	\$132,357.95
	48 Debit(s) This Period	\$34,403.88
10/31/2022	Ending Balance	\$688,646.26

**Deposits**

Date	Description	Amount
10/05/2022	DEPOSIT	\$1,490.00✓
10/05/2022	REMOTE CAPTURE DEP	\$10,533.13✓
10/12/2022	REMOTE CAPTURE DEP	\$4,308.75✓
10/13/2022	DEPOSIT	\$1,400.00✓
10/21/2022	REMOTE CAPTURE DEP	\$15,232.80✓

provisions of your agreement with us relating only to Visa transactions are not applicable to transactions that are conducted on networks other than a Visa or Plus network, such as a PIN-Debit Network. This means that for transactions that are processed through networks other than Visa or Plus, the above Visa zero dollar liability protection rules do not apply, even if you did not have to enter a PIN when you conducted the transaction.

**Business Analysis Images-** (continued)

**Deposits (continued)**

Date	Description	Amount
10/28/2022	DEPOSIT	\$87,325.57✓
10/28/2022	DEPOSIT	\$2,390.00✓
10/28/2022	DEPOSIT	\$405.00✓

**Electronic Credits**

Date	Description	Amount
10/03/2022	BKCD PROCESSING DEPOSIT 42ND DISTRICT AGRICULT	\$5,850.00✓
10/11/2022	BKCD PROCESSING DEPOSIT 42ND DISTRICT AGRICULT	\$1,075.00✓
10/11/2022	BKCD PROCESSING DEPOSIT 42ND DISTRICT AGRICULT	\$500.00✓
10/14/2022	BKCD PROCESSING DEPOSIT 42ND DISTRICT AGRICULT	\$10.30✓
10/17/2022	BKCD PROCESSING DEPOSIT 42ND DISTRICT AGRICULT	\$30.90✓
10/21/2022	BKCD PROCESSING DEPOSIT 42ND DISTRICT AGRICULT	\$930.00✓
10/25/2022	BKCD PROCESSING DEPOSIT 42ND DISTRICT AGRICULT	\$20.60✓
10/26/2022	BKCD PROCESSING DEPOSIT 42ND DISTRICT AGRICULT	\$375.00✓
10/28/2022	BKCD PROCESSING DEPOSIT 42ND DISTRICT AGRICULT	\$450.00✓
10/31/2022	BKCD PROCESSING DEPOSIT 42ND DISTRICT AGRICULT	\$15.45✓
10/31/2022	BKCD PROCESSING DEPOSIT 42ND DISTRICT AGRICULT	\$15.45✓

**Electronic Debits**

Date	Description	Amount
10/03/2022	BKCD PROCESSING FEES 42ND DISTRICT AGRICULT	\$77.95
10/03/2022	BKCD PROCESSING FEES 42ND DISTRICT AGRICULT	\$148.12
10/05/2022	EMPLOYMENT DEVEL EDD EFTPMT GLENN COUNTY FAIR	\$87.41
10/05/2022	BKCD PROCESSING DEPOSIT 42ND DISTRICT AGRICULT	\$350.00 <i>CC Credit</i>
10/05/2022	IRS USATAXPYMT US DEPARTMENT OF AGRIC	\$1,514.24
10/06/2022	CALPERS 3100 Department Of Food And	\$4,958.44
10/14/2022	GLENN CO. FAIR PAYROLL GLENN CO. FAIR	\$3,680.84
10/19/2022	EMPLOYMENT DEVEL EDD EFTPMT GLENN COUNTY FAIR	\$80.39
10/19/2022	IRS USATAXPYMT US DEPARTMENT OF AGRIC	\$1,248.90
10/31/2022	GLENN CO. FAIR PAYROLL GLENN CO. FAIR	\$3,547.26

**Other Debits**

Date	Description	Amount
10/14/2022	Analysis/Treasury Charges	\$9.62

**Business Analysis Images**

(continued)

**Checks Cleared**

Check Nbr	Date	Amount	Check Nbr	Date	Amount	Check Nbr	Date	Amount
1995	10/03/2022	\$1,081.86	43424*	10/12/2022	\$250.00	43438	10/14/2022	\$90.00
1998*	10/17/2022	\$938.43	43425	10/14/2022	\$104.09	43439	10/14/2022	\$400.00
1999	10/18/2022	\$413.72	43426	10/13/2022	\$222.55	43440	10/14/2022	\$350.00
2000	10/14/2022	\$754.99	43427	10/18/2022	\$242.43	43441	10/18/2022	\$542.61
43408*	10/05/2022	\$306.82	43428	10/14/2022	\$1,220.89	43442	10/14/2022	\$1,400.00
43412*	10/21/2022	\$250.00	43429	10/14/2022	\$71.89	43443	10/18/2022	\$19.37
43416*	10/14/2022	\$500.00	43430	10/14/2022	\$350.00	43444	10/20/2022	\$805.00
43417	10/03/2022	\$500.00	43431	10/17/2022	\$249.84	43446*	10/18/2022	\$2,526.75
43418	10/03/2022	\$250.00	43432	10/25/2022	\$500.00	43450*	10/21/2022	\$253.88
43419	10/04/2022	\$100.00	43433	10/26/2022	\$350.00	43453*	10/31/2022	\$500.00
43420	10/07/2022	\$250.00	43435*	10/14/2022	\$400.00	121135045*	10/31/2022	\$936.84
43421	10/05/2022	\$1,189.75	43436	10/14/2022	\$29.00			
43422	10/14/2022	\$100.00	43437	10/21/2022	\$250.00			

\* Indicates skipped check number





Service With Solutions<sup>®</sup>  
P.O. Box 909, Chico CA 95927

## Statement Ending 10/31/2022

42ND DISTRICT AGRICULTURE ASN




Page 1 of 4

Account Number.

### ADDRESS SERVICE REQUESTED

42ND DISTRICT AGRICULTURE ASN  
JUNIOR LIVESTOCK ACCOUNT  
PO BOX 667  
ORLAND CA 95963-0667

### Service With Solutions

 Speak with a Banker: 1-800-922-8742  
 Automated Phone Banking: 1-844-822-2447  
 Online Banking: TriCountiesBank.com

**Good news! Effective October 31, 2022, we have eliminated multiple service fees related to non-sufficient funds for personal and business accounts:**

1. The fee on returned items (non-sufficient funds or "NSF" fee), previously applied when a check or other payment was presented against an account with insufficient available funds and the payment was returned unpaid
2. The Linked Deposit Transfer Fee, previously applied when funds were automatically transferred from an account to cover a payment
3. The Automatic Cash Reserve Transfer Fee, previously applied when funds were automatically transferred from an Automatic Cash Reserve line of credit to cover a payment

For detailed information and disclosures, visit [TriCountiesBank.com/fee-eliminations](https://www.TriCountiesBank.com/fee-eliminations).

Member FDIC

## Overall Balance Summary

Account Type	Account Number	Ending Balance
Public Funds Interest Checking		\$112,316.66

## Public Funds Interest Checking

### Account Summary

Date	Description	Amount
10/01/2022	Beginning Balance	\$162,300.74
	1 Credit(s) This Period	\$6.55
	2 Debit(s) This Period	\$49,990.63
10/31/2022	Ending Balance	\$112,316.66

### Interest Summary

Description	Amount
Interest Earned From 10/01/2022 Through 10/31/2022	
Annual Percentage Yield Earned	0.05%
Days in Statement Cycle	31
Interest and/or Reward Paid	\$6.55
Interest Paid this Statement Cycle	\$6.55
Interest Paid Year-to-Date	\$59.55

### Other Credits

Date	Description	Amount
10/31/2022	INT PMT SYS-GEN	\$6.55

THIS STATEMENT SHALL BE CONSIDERED CORRECT AND TRI COUNTIES BANK SHALL NOT BE LIABLE FOR ANY DISCREPANCIES IF NOT REPORTED TO THE BANK WITHIN 30 CALENDAR DAYS FROM THE DATE THIS STATEMENT WAS MAILED OR MADE AVAILABLE. RESPONSE TIME FOR REPORTING ERRORS OR INQUIRIES REGARDING ELECTRONIC FUND TRANSFERS OR YOUR AUTOMATIC CASH RESERVE ARE SEPARATELY DISCLOSED. ALL ITEMS DEPOSITED ARE SUBJECT TO RECEIPT OF FINAL PAYMENT.

**HERE'S AN EASY WAY TO BALANCE YOUR CHECKBOOK:**

(A) UPDATE CHECKBOOK BALANCE

- Subtract from your checkbook balance any monthly service charges, other bank charges and all automatic withdrawals/payments not previously deducted.
- Add to your checkbook balance all automatic deposits, other deposits and automatic cash reserve advances not recorded.

**(B) VERIFY OUTSTANDING CHECKS**

- Your checks are listed on the front of this statement in check number sequence or in date paid sequence if the check number is not available. An asterisk (\*) indicates missing check number(s).
- Check off each check listed on your check register or stubs.
- List in the space provided all outstanding checks. Add these and enter total.

### (C) RECONCILE BALANCES

- Enter the ending balance as shown on the front of this statement.
- Add all deposits which are not shown on this statement.
- Enter total of outstanding checks described in (B) above and subtract from the subtotal.

SUBTOTAL ➡

(-)

**THIS TOTAL SHOULD AGREE WITH YOUR CHECKBOOK BALANCE**

## OUTSTANDING CHECKS

[illegible]

**(D) IF YOU DID NOT BALANCE**

- Verify that the previous month's statement was balanced properly.
- Review all additions and subtractions for errors as well as balances brought forward in your checkbook register.
- Record any outstanding transactions from prior statements.
- Determine that all credits (including Automatic Deposits) shown in the "Deposits" and "Other Credits" sections of this statement are entered in your checkbook.
- Compare the amount of each item listed on this statement against the amounts entered in your checkbook.

**The following notices apply if your account is maintained primarily for personal, family or household purposes.**

## IN CASE OF ERRORS OR QUESTIONS ABOUT YOUR ELECTRONIC TRANSFERS

Call us at 1-800-922-8742 or write to us at Tri Counties Bank, Customer Service Department, P. O. Box 909 Chico, CA 95927 as soon as you can, if you think your statement or receipt is wrong or if you need more information about a transfer on the statement or receipt. We must hear from you no later than 60 days after we sent you the FIRST statement on which the error or problem appeared.

- (1) Tell us your name and account number (if any).
- (2) Describe the error or the transfer you are unsure about, and explain as clearly as you can why you believe it is an error or why you need more information.
- (3) Tell us the dollar amount of the suspected error.

We will investigate your complaint and will correct any error promptly. If we take more than 10 business days to do this, we will credit your account for the amount you think is in error; so that you will have the use of the money during the time it takes us to complete our investigation.

### Important Notice About Your Tri Counties Bank Visa® Debit Card

Your Card is enabled with non-Visa debit transaction processing. This means you may use your Card on a PIN-Debit Network without using a PIN or with your PIN. Examples of the types of actions you may be required to make to initiate a Card transaction on a PIN-Debit Network include initiating a payment directly with the biller, possibly via telephone, Internet, or kiosk locations. The non-Visa Debit Network(s) for which such transactions are enabled is the Accel<sup>®</sup> network.

Examples of the types of actions that you may be required to make to initiate a transaction on your Card include:

- Signing a receipt
- Providing a Card number, expiration date and card verification code over the phone or the internet
- Swiping your Card through a point-of-sale (POS) terminal and entering your PIN or signing for your purchase

The provisions of your agreement with us relating only to Visa transactions are not applicable to transactions that are conducted on networks other than a Visa or Plus network, such as a PIN-Debit Network. This means that for transactions that are processed through networks other than Visa or Plus, the above Visa zero dollar liability protection rules do not apply, even if you did not have to enter a PIN when you conducted the transaction.

**Public Funds Interest Checking-**

(continued)

**Checks Cleared**

Check Nbr	Date	Amount	Check Nbr	Date	Amount
21	10/28/2022	\$48,040.42	5882*	10/04/2022	\$1,950.21

\* Indicates skipped check number

End of Statement

Event/ Building Rentals only	Event Date	Rental Amount
November		
Flea Market	Monthly	\$1,393.33
Lake PTO F/H & A/C	Nov 5th	\$2,240.00
Rosas Café	Nov 5th	\$ 450.00
vez F/H	Nov 12th	\$ 1,055.00
Lopez A/C	Nov 12th	\$ 850.00
Leticia Rosas Café	Nov 12th	\$ 550.00
Domiguez F/H	November 19th	\$ 1,075.00
4-H Livestock Judging Day Barns	Nov 19th	\$ 275.00
Craft Fair Rental W/C, F/H, A/C	Nov 26th & 27th	\$ 4,490.00
Rv stays		\$600.00
Year Round Contract Long Term Totals		\$7,380.00
November Rentals Totals		<b>\$20,358.33</b>
December		
Flea Market	Monthly	\$1,393.33
Hart Farm Christmas Party	12/2/2022	\$1,000.00
Mansville Christmas party	December 7 & 8	\$1,000.00
Doc Person Wrestling	December 2 & 3	\$ 1,050.00
Orland Historical Society	December 10-20th	\$ 1,235.00
Year Round Contract Long Term Totals	less RV's	\$7,380.20
<b>December Rental Income Total</b>		<b>\$13,058.53</b>
<b>Year Round Monthly Rentals</b>	<b>Event Date</b>	<b>Rental Amount</b>
E Center (portables on Walnut)	Monthly	\$1,147.50
Chapman Center ( on Walnut)	Monthly	\$1,792.00
Blessing (RV Space)	Monthly	\$200.00
McLaughlin (Rental House on South St)	Monthly	\$700.00
ctors Hall Building ( E Center)	Monthly	\$1,203.00
Junior Building (Glenn Co. Office of Ed.)	Monthly	\$175.00
Land (Portable Property)	Monthly	\$1,170.45
Wool Building Kitchen (Glenn Co. Office of Ed.)	Monthly	\$992.25
<b>Total:</b>		<b>\$7,380.20</b>

Project Lists		Glenn County Fair					
	Building /Area				Cost	Timeline	Priority
	Tree Work				\$ 5,000.00	1 month	High
	Shower Facilities Upgrades for ADA					1 year	
	Upgrade Main Gate Entry Facade				up to \$8,000.0	3 to 5 months	
	Light Pole in Racetrack				\$ 60,000.00	1 year	
	Whitsettt Cook Bathrooms adding & Expanding					5 year	
	Update Ticket Booths				\$ 500.00	1 month	
	Air Conditioning in Flaherty Hall				\$ 250,000.00	1 to 2 years	
	Restrooms & Showers					2 to 3 years	
	Repaving Parking Lot					2 to 3 years	
	Addition of RV Pedestals					5 year	
	Kitchen Addition to W/C					5 year	
	Air Conditioning in Whitsett Cook					3 to 5 year	
Completed							
Project Lists		Glenn County Fair					
	Building /Area				Cost	Timeline	Priority
	Tree Removal (5)	Safety Issue			\$ 2,500.00		
	Fence Repair (412 ft)	Safety Issue			\$ 23,000.00		
	Cold Patch (22 Ton)				\$ 3,500.00		
	Shade Sails for W/C				Donated by OWI		
	Grandstand Patch				\$ 3,500.00		
	Cameras & Lights				\$ 800.00		
	Landscaping and poles W/C				\$ 6,500.00		
	Replace siding and paint D/H				\$ 2,945.00		
	Painting outside of A/C				\$ 2,490.00		
	Painting Barns, Bleachers				\$ 1,110.00		

## GENERAL LIVESTOCK RULES AND REGULATIONS

1. State Rules are applicable to all classes offered, exhibitors and entries entered at the 2023 Glenn County Fair. State Rules and Health Rules applicable to the Senior Department apply to the Junior Department.
2. **EXHIBITOR RESPONSIBILITY** - Each exhibitor is solely responsible for any direct or consequent loss, injury or damage done from their animal. Glenn County Fair is not responsible for any theft or loss.
3. All animal livestock must be in place by 6:00PM on Tuesday May 16, 2023. All exhibits that are entered for competition or display on the fairgrounds shall be subject to the control of the Association, which will exercise great care and precaution for its safe preservation, but Glenn County Fair is not responsible for any theft loss or damage to the exhibits. If exhibitors desire protection against loss or damage or injury from fire or other causes, they must make their own arrangements.
4. **CALIFORNIA STATE RULES** will take precedence over any entry into the fair. No exceptions. All rules contained in the State Rules for California Fairs as prescribed by the Divisions of Fairs and Expositions apply to this fair. Copies of the booklet may be obtained at: [https://www.cdfa.ca.gov/Fairs & Expositions/Fair Information/State Rules for California Fairs.asp](https://www.cdfa.ca.gov/Fairs%20&%20Expositions/Fair%20Information/State%20Rules%20for%20California%20Fairs.asp) Violation of State Rules is an automatic disqualification from showing and can mean an exhibitor may be barred from showing in the future at any California Fair.
5. **RV SPACES**: Please refer to [www.glenncountyfair.org](http://www.glenncountyfair.org) for more information on trailer and camper spaces.
6. **ZERO TOLERANCE**: Glenn County Fair, in conjunction with local law enforcement agencies, adopted a "No Tolerance Policy". The policy simply says any minor caught drinking an alcoholic beverage, in possession of an alcoholic beverage or giving alcohol to other minors will be arrested, prosecuted to the fullest extent of the law. Exhibitors will be excused from the fairgrounds and will forfeit all premium money and awards.
7. **CONDUCT**: Minor violations of the fair rules will result in following consequences: a) verbal warning or b) written citation. Serious violations of the rules (i.e. use of alcohol or drugs, physical violence, possession and/or use of a firearm or other weapons) will result in law enforcement being notified, immediate ejection from the fairgrounds, loss of privilege to sell in the Junior Livestock Auction, entries removed from the fairgrounds and loss of premiums. Exhibitors, their immediate family and agents thereof, who do not cooperate with security personnel or other Fair officials in all matters of policy, including but not limited to COVID procedures, parking, stall/pen/space assignments and judging, will have their entries cancelled and will be ordered to remove their exhibits from the grounds immediately and forfeit all awards, premium monies and sale proceeds. All parties involved will not be allowed back on the fairgrounds for the remainder of that fair year. Failure to adhere to this rule will result in being banned from the Glenn County Fair. Exhibitors, their immediate family, or agents thereof, causing public disturbance, those that are uncooperative and/or unsportsmanlike, those not following good animal welfare practices as determined by management, or those found in violation of rules or in practices inadmissible with the Fair program and/or policies/procedures shall be penalized. Penalties shall include forfeiture of awards, premium monies, and sale proceeds. Fair Management reserves the right to cancel entries, cash awards, and request the removal of exhibits from the grounds where exhibitors are disorderly, immoral, unethical and/or endangering or disturbing the public, staff and/or other exhibitors.
8. **EXHIBITORS GUIDEBOOK AND ENTRY FORMS** are online at [www.glenncountyfair.org](http://www.glenncountyfair.org); or at the Glenn County Fair, 221 E Yolo Street, Orland, CA 95963.
9. **Entries close and must be submitted online by: April 18, 2023, at 5:00 P.M.**
10. No Refunds will be issued.
11. Unless otherwise stated for each division, entries are open to Butte, Glenn, Colusa & Tehama Counties.
12. **JUDGING**: The official placings are those designated on the judging sheets. Cash awards are paid only in accordance with the results recorded on judge's sheets. Tags, ribbons, etc., have no value as to payment of awards. Decisions of the Judges are final and cannot be protested. Judging will not be delayed in any case for late exhibitors. Judging schedules may be changed by the management. No one (parent, leader, advisor or relative of exhibitor) may interfere with judging sheets or judge's decisions. If this occurs the exhibitor will be disqualified and asked to leave the fair without premiums or awards. They will not be able to exhibit/show in the 2024 fair.
13. Exhibitors and parents/guardians MUST sign "Release & Waiver of Liability Agreement" on page 42 & 43.
14. **All non-Livestock exhibits** will be released on Monday after fair from 8:00 a.m. to 5:00 p.m. **The Glenn County Fair will NOT be responsible for any articles left after May 23<sup>rd</sup>, 2023 at 5:00 p.m.** See Livestock Section for livestock release times.
15. **PREMIUM PAYMENTS**. All single premium awards will be paid in check form and available to be picked up by the winner within two weeks of the fair. All payments not picked up by end of June will be forfeited back to the fair.
16. **AWARDS**: Awards will be forfeited if "Signature of Owner or Agent" is in printed form on the entry form. A signature is required for disbursement of funds.
17. **INDEPENDENT RECORD BOOKS** can be found on fair website or in fair office and are due Tuesday, May 9, 2022, in the fair office.
18. **PASS POLICY FOR LIVESTOCK EXHIBITORS**: Youth exhibitors shall receive one (1) exhibitor pass per exhibitor, provided with their entry. Parents of Livestock exhibitors only, may purchase additional season passes for \$35 each (Restrictions and limits

apply). No passes will be given or sold to non-exhibitors or non-entry fee paying livestock exhibitors. Additional passes need to be purchased by Monday, May 15, 2023, in the fair office building. Feeding passes will be issued to Leaders and Advisors Only prior to and during the fair. Vehicles MUST be removed from the grounds by 8:00 a.m. daily.

19. **LIVESTOCK EXHIBITS IN PLACE:** All animals must be on grounds Tuesday of fair week by 6:00 PM. Please review livestock schedule.
20. **PEN ASSIGNMENTS:** Pen Assignments will be made by the Livestock Superintendent and no changes in assignments are allowed without the approval of the Livestock Superintendent. No pen reservations will be accepted. All stalls and pens must be cleaned before 9:00 a.m. each day. All pens must be cleaned out on Sunday of Fair
21. **CONTROL OF ANIMALS:** The junior exhibitor is expected to be able to lead and show their own animal without assistance. In the event the animal gets away from the exhibitor more than 3 times in the show ring, the judge or livestock superintendent reserves the right to dismiss the Juniors can receive active assistance from parents or advisors in leading animals to and from show rings or wash racks to keep exhibitors safe or if they need to take more than 1 animal to an area at the same time as long as the junior is present exhibitor from the class or fairgrounds to keep other exhibitors safe. Muzzling of animals is prohibited. Unruly Animals - For public safety, management may disqualify any animal deemed unsafe. If an animal is disqualified it will be required to leave the fairgrounds immediately.
22. **FITTING:** Junior exhibitors are required to fit/groom their own animal(s). Parents, legal guardians and/or 4-H, FFA advisors, and Grange Masters, may give verbal guidance and/or active assistance to the engaged exhibitor as they are fitting their animal(s) for the express intent to learn. Other Glenn County Fair exhibitors may provide active assistance to the exhibitor with the intent to learn from their peers. No fitting will be allowed after 10:00 p.m. and before 6:00 a.m.
23. **ANIMAL HEALTH:** Animals will arrive on designated days. Upon arrival the entered animal will receive a health check and if the animal passes the health check, then it will proceed to the scale to be weighed, if the animal makes weight, it is then placed in an assigned pen. If an animal fails, the health check it will vacate the premises. NO animal will be penned that does not pass the health check or make the weight requirements. Animals must be removed from the Fairgrounds and awards withheld if they have an unsightly condition that renders them unsatisfactory to be on display to the public (i.e., prolapse, abscess, injury, foot rot, etc.) or a suspected contagious condition transmittable to other animals or humans (i.e., ringworm, club lamb fungus, etc.). An animal must be removed from the fairgrounds if it requires medical attention. For drug residue issues: See State Rule Section 10. The livestock superintendent may consult with a veterinarian before the exhibitor will be asked to remove the animal. Animals leaving fairgrounds must have a signed release form from the livestock superintendent.
24. **CODE OF CONDUCT:** By submitting your entries online, the exhibitor acknowledges that he or she has read, understands, and will abide by the rules and conditions contained in the code of conduct.
25. **FOR SALE SIGNS:** NO "For Sale" signs may be posted. There is no advertising/sponsorship or for sale signs allowed on pens or barn area.
26. **INSURANCE:** County, District and State Fairs cannot legally carry liability insurance covering Jr. Exhibitors and/or their entries. Liability insurance is the responsibility, and at the discretion of the Jr. Exhibitor.
27. **MILK TANK ASSESSMENT:** A charge of \$10.00 will be assessed for each cow milked to help defray the cost of maintaining the milk tank. The fee will be deducted from milk tank payment. Payment is only applicable if milk is sold.
28. **ENTRIES:** It is the responsibility of the exhibitor to ensure entries are complete and correct. All entries are done online at [glenncountyfair.org](http://glenncountyfair.org). Late entries will not be accepted.
29. **OVERCROWDING POLICY:** Glenn County Residents and members of the Glenn County 4-H and/or FFA Chapter or Independent exhibitor have the right to all pens and cages first, if there is overcrowding the following steps will be implemented:
  - a. Livestock superintendents have the right to assign pens based on space available
  - b. Tack pens will be eliminated
  - c. All out of county exhibitors will be limited to 2 animals (head)
  - d. The Glenn County Residents will be limited to 2 breeding animals (head)
30. **WEIGH IN** – For exact weigh-in times please refer to the livestock schedule. Animals failing to meet lower weight limits may be entered in feeder classes and shown in species showmanship classes. Market animals will be divided into classes by the Livestock Superintendent after weigh in. No excessive water or foreign material will be allowed on the animal at the time of weigh-in. The decision of the weigh master doing the weighing shall be final in terms of what constitutes "excessive" or "foreign".
31. **RE-WEIGHS** – If a weight is contested: 1. The animal shall be removed from the scale immediately. 2. The scale will be rebalanced. 3. The animal will be reweighed after the scale is balanced. 4. No reweigh will be allowed after an animal has left the scale area or another animal has been weighed. 5. Only one reweigh per animal is allowed. 6. Second weight is the official weight.
32. **EXHIBITING** - Each exhibit must be the bona fide property of the exhibitor and must be included in his/her current year's project work. All exhibitors must own Market Beef for 120 days, and Market Sheep, Swine, and Goats 60 days prior to the opening day of fair, May 18, 2023. Chickens, Rabbits & Turkeys must be owned 30 days prior to fair, and all breeding animals 60 days. All market animal exhibitors must exhibit their own animals and sell their own animals through the Jr. Livestock Auction and must be dressed in official uniform (See Uniform Requirement for further info). If an exhibitor has two animals in the same class, they must have another exhibitor in uniform show the additional animal. Exceptions to this rule can be made only by permission of the Livestock



Superintendent and Fair Manager upon written request from the exhibitor stating the reason for the absence. Letter is to be presented to the Fair CEO prior to Monday, May 15, 2022.

33. **BRAND INSPECTION** - TWO yellow transportation slips will be required at fair time weigh in for beef. One is for the exhibitor to consign the steer to the Fair, and one is from the seller to the exhibitor. If the animal comes from the exhibitor's cow, a signed statement must be included with the transport slips, stating this is the case.
34. **ELIGIBILITY AND AGE REQUIREMENTS-**
- a) **4-H MEMBERS** may exhibit only in 4-H classes they are eligible for. Only those 4-H members at least 9 years old by December 31, 2022, may exhibit and sell animals at the Jr. Livestock Auction. Primary members, ages 5-8 years old by December 31, 2022, may exhibit only and may not participate in competitive showmanship classes as a 4-H member. This includes competitive classes also identified as "pee wee" showmanship or "junior buckaroo" events. Glenn County 4-H members must have been officially enrolled in 4-H projects and be a member in good standing as specified by 4-H Council Fair Requirements. Members must have owned their projects 120 days for Beef, Beef Replacement Heifers owned by November 14, of the previous year, 60 days for Sheep, Swine, Goats, and 30 days for Poultry, Rabbits; and completed requirements as stated in the Market Animal Report. All 4-H exhibitors must wear proper California 4-H dress for show. Official 4-H Fair Dress Guidelines can be found at <https://ucanr.edu/sites/UC4-H/files/216262.pdf>
  - b) **FFA LIVESTOCK MEMBERS** must wear the official FFA uniform. NO hats permitted. FFA members may participate when they enroll in high school vocational agricultural classes and may exhibit as members up to one year following graduation.
  - c) **INDEPENDENT JUNIOR:** Independent exhibitors not affiliated with 4-H or active in the FFA organizations can enter appropriate 4-H or FFA classes. They must be at least 9 years old or in the 4th Grade by December 31, 2022. Exhibitors who are under 9 years of age as of December 31, 2022, are not eligible to compete in large animal competitions at California Fairs. Exhibitors are eligible to compete/exhibit through December 31 of the year in which they turn 19 years of age. Independent Jr. Exhibitors must not have been in Junior 4-H, Grange or FFA organization within 120 days for beef, 60 days for all other livestock and 30 days for rabbits/poultry. Exhibitors must wear white shirt and dark jeans, no hats or ties. Sale checks will be available 5 days following the fair in the fair office with all requirements met and a thank you card written with a stamped envelope.
  - d) **GRANGE YOUTH** is a sanctioned body of California State Grange, made up of young people from the age of 5 through 19 years old. The members of the "Grange Youth" participate voluntarily in a non-formal program designed to increase their confidence, strengthen their character and learn the importance of self-discipline while enjoying fellowship of other young men and women. The projects displayed are the results of their efforts under the supervision of volunteer leaders. California Grange Youth shall be considered Independent Juniors for livestock, dairy, small animals, and still exhibits. Exhibitors must where proper California Grange competition uniform.
35. **EAR TAGS** - All market hogs, lambs, and goats must be ear tagged with the official fair tag 60 days prior to fair by the 4-H project leader or FFA advisor. Tags are recommended to be placed in the right ear unless another tag is already located in that ear, then the tag may be placed in the left ear. Beef must be tagged 120 days prior to fair. This is a mandatory tagging for all beef exhibitors. Market hogs, lambs, goats and beef must be officially weighed on a scale 60 or 120 days before the fair to be entered in the Rate of Gain Contest. Exhibitors may only tag two market animals per species, only 2 market animals may weigh in at fair. Ear tag numbers must be entered on the fair entry form. Lost ear tags may be replaced upon request to the Fair CEO by the exhibitor and must be replaced prior to fair weigh-in May only be replaced up until 30 days before fair by leader or advisor. After 30 days notify Fair, however ear tag will be replaced by Livestock Superintendent at scales. Shared family animal must be tagged according to tagging guidelines, must be declared to a family at the time of tagging, and paid for on fair entry. Scrapie Tag replacement do not apply in this rule. Any animal without a Scrapie Tag or incorrect Scrapie Tag will be sifted and must be taken off grounds. Market Lamb and Market Goat exhibitors must have scrapie tags in animal's ear before entering the fairgrounds, NO EXCEPTIONS!
36. **SELLING:** To sell an animal at the Glenn County Fair you must be a verified resident and/or student enrolled in a Glenn County School or the Glenn County 4-H Program. If you are **NOT** a Glenn County Resident but participate in a Glenn County program, you must submit a letter of intent to sell to the fair office prior to fair entry deadline. You must provide proof of insurance and daily supervision by an advisor or guardian. Exhibitors will be disqualified only if they have sold animals at another fair's Jr. Livestock Auction in the same calendar year.
35. **LIVESTOCK ELIGIBILITY:** All animals eligible for the sale must have been shown as individuals in their respective market classes. Beef, lambs, goats and hogs grading as market ready, as required, may sell. All turkeys, fryer rabbits and chicken pens of three, which make weight and grade, may sell. Market animals will be sold by species from highest placing to lowest placing, except for market hogs which will be sold from lowest placing to highest placing
36. **AUCTION TARGET WEIGHTS:** Sheep 110-150 lbs., Swine 215-280 lbs., Beef 1100-1400 lbs., Goats 60-105 lbs., Turkeys 20-40 lbs., Pen of 3 Chickens 3-6 lbs. each, Pen of 3 rabbits 3 -5 ½ lbs. each. No animal under minimum weight will be allowed to sell. Animals exceeding maximum upper weight limits will not be eliminated from the sale, but **sellers will be paid to the upper weight limit (Sheep 150 pounds, Swine 280 pounds, Beef 1400 pounds, Goats 105 pounds)**. Poultry, Turkeys and Rabbits will not be permitted to sell in the auction if they exceed the maximum weight listed.

37. **EXHIBITOR LIMIT:** Exhibitors are limited to two market entries per exhibitor: two large animals or two small animals, or one large and one small. Large animals are beef, sheep, goats, and swine. Small animals are rabbits, chickens, and turkeys. If one exhibitor has more than one animal selected as a species champion, the exhibitor must sell both animals
38. **CHAMPIONS:** All champion and reserve champions must sell in the sale of champions, **the Sale of Champions is a terminal sale, no live pick up will be permitted**
39. **TATTOOS:** All champion animals and all market swine to be sold will be tattooed, excluding poultry and turkeys. (Prior to auction)
40. **DECLARATION:** It is the responsibility of the exhibitor to tell the livestock superintendent immediately after the species show which animal the exhibitor wishes to sell if two animals qualify for the sale. If a declaration is not made by the exhibitor, the highest placing animal will be selected to sell in the auction. All animals which are not to be sold in the sale must be removed from the fairgrounds between 7:00 a.m. and 9:00 a.m. on Friday, of fair week.
41. **PICTURES:** All exhibitors participating in the sale must have their picture taken with their market animal immediately following their market class, for the buyer's appreciation placard. Immediately following the sale of each animal, every exhibitor must present the buyer appreciation placard to the buyer. Exhibitors who do not take a photo may be disqualified or fined, penalty determined by Livestock Supervisor and Fair Manager.
42. **EXHIBITING AT THE AUCTION:** All market animal exhibitors must exhibit their own market animals at the Junior Livestock Auction in the proper order and dressed in their official uniform. Exception to this rule can be made only by permission of the fair manager and the livestock superintendent upon written request from the exhibitor stating the reason for the absence. Letter is to be presented to the Fair CEO before animals come to fair on May 15, 2023, of fair week.
43. **RESPONSIBILITY AFTER:** Immediately following the sale of the animal, it must be properly stalled and cared for until the animals are picked up or released. Failure to do so will prevent the exhibitor from showing or selling in the 2024 Junior Livestock Auction.
44. **SELLING FEES:** All exhibitors selling animals at the auction will be assessed a commission of 7% on swine, sheep, goats, turkeys and pens of chickens and rabbits and 4.5% will be assessed on beef and silent auction items for maintaining and defraying the auction expenses. Selling fees may be adjusted up or down to maintain the JLC Reserve.
45. **SUBSTITUTION:** No one may substitute an animal after the sale, nor can they purchase an animal from an auction buyer which has been designated for resale or slaughter. The buyer must have originally designated at sale time that the animal was to be "picked up live" and the resale must take place after the animal has been removed from the fairgrounds.
46. **DEATH OF AN ANIMAL:** Should your market animal die after tagging and 30 days prior to the fair you must submit a written request to replace the animal before the fair weigh-in to the Fair Office. A veterinary certificate stating the cause of death must accompany the request. There will be no replacements made within 30 days of the fair, except for rabbit and poultry pens which may be replaced until 15 days before the fair.
47. **EXHIBITOR LOANS:** Junior livestock market animal exhibitors who have secured a loan for the purchase of their animal(s) may have the proceeds of the sale of their animal withheld and paid directly to the lending agency as may be provided for in their loan agreement with that lending agency fund or other loan agreement. After satisfying any outstanding loan balances as specified in the loan agreement, the lending agency, fund or other entity will distribute the remainder of the proceeds to the market animal exhibitor. Sale proceeds so withheld must be requested in advance of the sale with appropriate documentation by the lending agency.
48. **DECORATIONS:** No extra adornment or decoration is to be put on any animal during the fair and auction unless provided by the fair; this includes but is not limited to glitter and confetti. All barn décor should remain in place until Livestock Release Time.
49. **AG MECHANICS:** Up to 100 lots from vocational education dept. Ag. Mechanics will sell in a silent auction format on Saturday during the Junior Livestock Auction. Only blue-ribbon winners will sell. If more than 100 lots are submitted each exhibitor may be limited to selling only one item, the best of show project may sell at live auction during the sale of champion.
50. **EXHIBITOR ACKNOWLEDGEMENT:** By entering, exhibitor acknowledges responsibility in the event their animal is found to contain volatile drug residues or is deemed unfit for human consumption at processing. Adulterated carcasses or those deemed unfit for human consumption by USDA Food Safety Inspection Services (FSIS) personnel at processing, are the sole responsibility of the seller. If animals fail to pass ante-mortem inspection, or their carcasses are determined to be diseased or adulterated at processing, exhibitors shall be liable for financial restitution, attorney's fees and Civil penalties. Exhibitors may also be subject to disciplinary measures administered by the Glenn County Fair, including but not limited to the cancellation of sale transactions and/or reimbursement to buyer.
51. **FAMILY BACK UP ANIMALS:** must be pre-entered under the families last name with the children's names listed in parenthesis. If the animal crosses the scale at fair, the family will designate which child is exhibiting the animal at that time and the animal will proceed through show and sale under that exhibitor only. Back up animals must be entered separately and on a paper entry form located in the back of this book. It is due by April 18, 2023
52. **ALCOHOL POLICY:** The following are the procedures that the Glenn County Fair will follow to minimize any alcohol-related problems: 1) We will not allow alcohol to be brought onto the fair grounds. No ice chest, six packs, bottles or cans of any kind will be allowed on the grounds. 2) No drinking in parking lots. 3) No Adult exhibitor will be allowed to consume alcohol while on duty or in their exhibit area. 4) ZERO tolerance of minors and alcohol. Minors exhibiting at the fair will have their exhibit removed from any

competition and sale and will be stripped of all awards. 5) No alcohol at all in the barns, in tack areas, no cans, bottles of any kind of alcohol allowed in the barn at any time.

53. **LOAD OUT POLICY:** No animals and or trailers may be removed from the barns or leave the Glenn County Fairgrounds prior to 4:00 p.m., Sunday, May 21, 2023. The 4:00 p.m. release time may be changed at the discretion of Fair Management only. Any exhibitor found violating this rule will forfeit his/her award money and awards and will not be eligible to exhibit at the 2024 Glenn County Fair. Exhibitors are responsible for the final clean-up of their pen, cage or stall, after the animal has been removed from the fairgrounds, at the conclusion of the fair (exception market swine sold through the Auction, due to load out schedule) Failure of an exhibitor to clean their pen will result in a \$100 deduction from exhibitors check.
54. **NEW BARN REQUIREMENTS (PER STATE FIRE MARSHALL):** If a pop-up tent is used for fitting the day of the show it cannot block any aisle or access to the barns, it must conform to State Fire code which requires it to be 20' away from a structure and it needs to be removed immediately following the show. No pop-ups are allowed around the show rings. We reserve the right to remove any pop-up before and during the fair. There is no cooking allowed in tent/canopies (this includes hot plates, crock pots and anything with a heating element). No Generators will be allowed to operate within the livestock barns. All generators must be operated outside the BARN and must be stored out of site when not in use. There is a \$25 charge per generator permit obtained from the Glenn County Fair. Subject to change by the CA State Fire Marshal. No gas cans are permitted inside the livestock barns
55. **BARN CURFEW:** there will be an 10 p.m. to 6 a.m. CURFEW in the barn. No one will be allowed in the barn area between these hours except Authorized Fair Staff and Security. No one is allowed to sleep in the barns
56. **BREEDING ANIMALS:** All registered breeding animals must be able to provide registration papers, and animals must have proper identification ie: tattoo, ear tag, etc. These registration papers must be checked by the livestock office on or before 5 p.m. on Tuesday, May 16, 2023. All breeding animals must be checked in with the livestock office.
57. **SMALL ANIMALS:** All small market animals (chickens, rabbits & turkeys) that are sold at the auction must be cared for by the seller until the animal is picked up on Sunday evening by the processor.
58. **MEDICAL RELEASE FORM:** Signature on entry form and Drug form signifies compliance with all manufacturer and veterinarian pharmaceutical, biologic, and chemical instructions, and withdrawal regulations, and that all off-label treatments to market animals have been administered lawfully in accordance with a prescription from a California licensed veterinarian, whose statement under penalty of perjury notes dosage, date, and purpose for administration. All Market Animals are subject to inspection and random drug testing for Drug Residue by the processors.
59. **YQCA:** Youth for the Quality Care of Animals (YQCA) is a State-wide required training for anyone entering livestock in a 2023 California Fair <http://yqcaprogram.org/> Proof of course completion must be received by the Glenn County Fair by April 18, 2023 in order to be eligible to participate in the 2023 Glenn County Fair. You will not be allowed to participate in the 2023 Glenn County Fair if you do not complete the course and submit proof by April 18, 2023
60. **LIABILITY**  
The 42nd District Agricultural Association cannot legally carry liability insurance covering junior exhibitors and/or their exhibits. Liability insurance is the responsibility of the junior exhibitor. Insurance coverage is available through CFSA. All independent exhibitors are required to purchase coverage.
61. **UNIFORM REQUIREMENTS**
  1. The official competition uniform of the Glenn County Fair Livestock Department for members of 4-H and Independent Juniors shall consist of: new appearing blue jeans and/or white long pants; white sleeved (long or short) shirt with collar. In addition to the official competition uniform as stated above 4-H has additional requirements as stated below: 4-H Club exhibitors are expected to wear the 4-H tie or scarf and the 4-H Hat branded with the UC ANR and the 4-H clover logo (youth may wear current green hat with only the 4-H clover logo and/or white hat for the remainder of their 4-H career) Poultry and Rabbit exhibitors are to wear long-sleeved shirts.
  2. The recognized FFA show uniform to be worn by all FFA exhibitors and by helpers in individual and chapter groups while showing at fairs and livestock shows shall consist of white pants, white shirt (short or long sleeved) with the FFA emblem attached to the left pocket, and the official FFA blue necktie for boys or FFA blue scarf for girls. The official FFA jacket is optional; if worn, the shirt emblem is not required. Hats or headgear of any kind shall not be worn with the official show uniform while showing. Poultry and Rabbit exhibitors are to wear long-sleeved shirts or FFA Jacket (The official competition uniform of the Grange Fair Program shall consist of dark blue denim pants; white sleeved, button-front dress shirt with collar; the official red waist vest with National Grange emblem on the back. Poultry and Rabbit exhibitors are to wear long-sleeved shirts.
62. For Safety Reasons - ALL exhibitors must wear closed-toed shoes with an enclosed heel while working with livestock.
63. . All State Rules apply. Link available at [www.glenncountyfair.org](http://www.glenncountyfair.org) under fair information.

## Cattle Health Rules

#### Cattle Entries from California

1. All female dairy cattle four (4) months of age and over must bear evidence of official calfhood vaccination against brucellosis with a legible, official tattoo visible in the right ear.
2. All dairy cattle, all beef bulls 18 months of age and over, and non-virgin beef bulls less than 18 months of age changing ownership require an official identification eartag.
3. Acceptable methods for official identification of cattle include:
  - a. Official USDA individual identification eartags: i. National Uniform Eartagging System (NUES) eartags:
    - USDA metal brucellosis calfhood vaccination (orange) eartags for females
    - USDA metal "silver brite" eartags
  - ii. Animal Identification Number (AIN) eartag (15 digits long, must begin with 840, usually Radio Frequency Identification Devices [RFID])
- b. Breed registration tattoos.
4. It is unlawful to remove official identification eartags. Requests to remove an official identification eartag must be submitted to CDFA, AHFSS in writing at least 72 hours prior to the need to remove the eartag. The request must include a photo of the eartag, the reason the eartag must be removed, and all other official eartags on the animal. Cattle Entries from Other States.

#### Sheep and Goat Health Rules

##### Sheep and Goat Entries from California

1. All sheep and goats entering fairs require official individual identification that must be kept on the animals. Acceptable methods for official identification of sheep and goats include:
  - a. Official USDA individual identification ear tags Animal Identification Number (AIN) eartags (commonly known as 840 tags, usually Radio Frequency Identification Devices) (RFID) Scrapie eartags: either flock ID eartags (flock ID number with individual animal number) or serial eartags (alphanumeric combination for individual animal)
  - b. Legible registration tattoos in the ears (or tail-web of La Mancha goats) if accompanied by breed association registration papers. Breed associations that are approved by USDA to serve as official identification can be found at USDA's scrapie program website: ([https://www.aphis.usda.gov/aphis/ourfocus/animalhealth/sa\\_animal\\_disease\\_information/sheep-goat/registrytattoos-as-official-id](https://www.aphis.usda.gov/aphis/ourfocus/animalhealth/sa_animal_disease_information/sheep-goat/registrytattoos-as-official-id))
  - c. Electronic implants (microchips) when accompanied by registration papers and microchip scanner. Microchips must be ISO 11784/11785 compliant and contain 15 digits, beginning with 840.
2. It is unlawful to remove official identification. Requests to remove an official ID eartag must be submitted to CDFA, AHFSS in writing at least 72 hours prior to the need to remove the tag. The request must include a photo of the ID, the reason the ID must be removed, and all other official ID eartags on the animal.
3. Fairs will not accept:
  - a. Animals from scrapie-infected flocks, scrapie source flocks, scrapie "non compliant" flocks
  - b. Animals that are scrapie-positive, scrapie suspects or scrapie exposed unless they have been evaluated and approved for exhibition by the state scrapie epidemiologist.
4. Fairs will keep records of the consignor, buyer, and animal identification for five (5) years when animals change ownership in a public sale at the fair.
5. Fairs will try to accommodate Scrapie Flock Certification Program members with separate space if practical. Breeding animals should be housed in separate enclosures or locations from animals that are not in the certification program, if practical.
6. Sheep or goats within 30 days pre- or post-parturition, or with vaginal discharge, shall if practical, be kept separate from animals from different flocks and in an area that can be properly cleaned and disinfected.



## Livestock Red Tag Policy

**Purpose:** To ensure that livestock exhibited at the Glenn County Fair are cared for and treated in a humane and ethical manner and that livestock pens are suitable for public display.

**Policy:** Livestock exhibitors are solely responsible for the care of their animals while on exhibit at the Glenn County Fair. If the Livestock Superintendent becomes aware of any livestock exhibitor whose animal husbandry practices do not meet the standards outlined in the Glenn County Fair's Exhibitor's Code of Conduct, including acceptable state of pen cleanliness, the following will occur:

1. Livestock Superintendent will determine the name and affiliation of the responsible exhibitor.
2. A RED TAG, with the following information, will be affixed to the exhibitors' pen:
  - a. The exhibitors name
  - b. The observed problem
  - c. The date and time of citation
  - d. Signature of the livestock superintendent
  - e. It is the exhibitor's responsibility to respond to the RED TAG by contacting the Livestock Superintendent within 3 hours of the citation being issued. The exhibitor will formulate and initiate a plan of correction approved by the Livestock Superintendent. Reasonable efforts will be made by the livestock superintendent to contact the exhibitors FFA Advisor, 4-H Leader, Parent or Designee and make aware of the situation resulting in the Red Tag citation.
3. Any exhibitor who fails to contact the Livestock Superintendent within 3 hours may be issued an automatic 2<sup>nd</sup> citation.
4. Any exhibitor receiving 2 Red Tag citations during the fair will be declared ineligible for further competition, including participation in the Junior Livestock Auction. The exhibitor will forfeit all fair premiums; awards earned and be required to remove the animal exhibit from the fairgrounds.
5. Any exhibitor that is required, under the provision of the Red Tag Policy, to remove their animal entry from the Fairgrounds, must do so within 3 hours from the time of notification.

<b>Spook Train 2022</b>	<b>Tickets</b>	<b>Dollars</b>	
Presale Tickets	126	\$630.00	
At the gate	491	\$2,453.00	<u>1@3.00</u>
Donation		\$6.00	
	617	<b>\$3,089.00</b>	
<b>Expenses</b>			
Advertising		\$15.00	
Candy		\$60.00	
Pizza		\$58.00	
Décor		\$170.00	
		<b>\$303.00</b>	
		\$3,089.00	
		<u>\$303.00</u>	
Profit		<b>2786</b>	



October 13, 2022

Kathy Bartels  
Glenn County Fair  
PO Box 667  
Orland, CA 95963

Dear Kathy ,

It is the time of year that we assist our members with their budget preparation by estimating fees for both General Liability and Workers' Compensation pool programs for the next year. At the October 5, 2022, meeting, the CFSA Board of Directors reviewed the data and staff recommendations directing us as follows:

- Estimate increase of the Workers' Compensation base rate from 6.1%/6.3% of payroll to 6.7%/6.9% of payroll.
- Estimate 10% increase of the General Liability base rate.

These figures are strictly **estimates** for the 2023 coverage year. We will true these figures up as we do every year once we get the actuary report and actual 2022 payroll figures next spring.

We are happy to report that most of our member fairs had close to pre-pandemic fair operations in 2022. Several fairs have reached 2019 payroll levels but not all. Hence, our Workers' Compensation program is still playing catch up with the total fees collected annually which impacts our fee rates to cover claims. We did see fewer Workers' Compensation claims in 2020 and 2021 due to the lower number of employees at fairgrounds, however, claims are definitely on the rise in 2022 and not necessarily instep with payroll increases.

There are several external impacts on CFSA operations from 2022 that result in necessary fee increases:

- All costs of doing business are increasing.
- Investment returns are eroding.
- Both risk pools are suffering large losses, but most especially the General Liability Pool.
- Excess insurance rates are going up overall, and more for CFSA as our experience modification factor in General Liability is high due to high claims and a low SIR.

1776 TRIBUTE ROAD, SUITE 100  
SACRAMENTO, CA 95815  
PHONE: (916) 921-2213 | FAX: (916) 646-1238

[WWW.CFSA.ORG](http://WWW.CFSA.ORG)

Please remember that CFSA passed on more than \$2 million in credits to our members over both the Workers' Compensation and the General Liability risk pools in 2020 due to credits we received from our excess carrier as payrolls plummeted and risk exposures lessened during the 2020 statewide shutdown.

In the last 10 years, CFSA has taken the fairs' financial challenges (state funding elimination in 2012 and pandemic shutdown of public gatherings) into consideration when setting our fees. We have kept rates the same in both programs for three straight years using our reserves to bolster the drastic decrease in member fees received since 2019.

It is also important to remember that CFSA was formed in the mid-1980s as a risk pool for California fairs because commercial insurance was getting beyond what fairs could afford and in many cases was not available. Risk pools provide the stable foundation of safety and security that enables public entities to deliver services to their communities.

Risk pools also provide financial stability and security to their members. They are not always the lowest cost, but they are stable and build equity. They are non-profit and overall provide lower long-term costs to members. Risk pools provide member control as they are member-owned, member-driven (governed by members), and are engagement-based versus commercial insurance carriers. In addition, risk pools are highly unlikely to drop coverage due to the frequency and/or severity of claims incurred by a member.

Included with this letter you will find the Fee Assessment Worksheet for the General Liability and Workers' Compensation risk pool programs, with your 2023 estimated fees.

Please read your fee worksheets carefully and should you have any questions, please contact CFSA Chief Financial Officer Raechelle Gibbons at 916/263-6143 or [rgibbons@cfssa.org](mailto:rgibbons@cfssa.org).

We thank you for your program participation as we continue on this journey together of protecting the invaluable community services that California fairs provide.

Sincerely,

A handwritten signature in cursive script, appearing to read 'Rebecca', followed by a horizontal flourish.

Rebecca Desmond  
Executive Director



**Fee Assessment**  
**Estimated W-3 payroll & Min. Wage on Volunteers**  
**Workers' Compensation Fee Calculation for Calendar Year 2023**

**42nd DAA, Glenn County Fair**

2022 Estimated Medicare Wages	Form W-3 2021 (payroll estimates from members)	242,684.92
2022 Volunteers	Hours x Minimum Wage (new \$15.00 for 2023)	3,000.00
2023 Total Payroll estimated	Wages + Volunteers (estimated by fair + 10% for 2023)	270,253.41
2023 Base Fee	Total Payroll x 6.7%/6.9% Rate	18,106.98
Capped Losses	January 1, 2017 - December 31, 2021	0.00
Cumulative Fees Paid	January 1, 2017 - December 31, 2021	48,708.17
Modification Ratio	85% to 170% Per Modification Rate Table	85%
2023 Estimated Modified Fee	Base Fee x Modification Rate	15,390.93
2022 Estimated Payroll	Estimated 2022 W-3 & Volunteers	234,105.65
Actual vs. Estimated	Estimated 2022 Payroll - PY Estimated 2022 Payroll	11,579.27
2022 Fee at 6.1%/6.3%	(Actual - Estimated) x 6.1%/6.3% Rate	706.34
2022 Modification Ratio	From 2022 Fee Worksheet	85%
2022 Adjustment to Actual	2022 Estimated versus 2022 Actual	600.39
<b>2023 Total Estimated Fee</b>	<b>Modified Fee + or - 2022 Adjustment</b>	<b>15,991.32</b>
2022 Fee	Comparison To Last Year's Fee	16,289.72

**PAYMENT PLANS**

Any questions please call Raechelle Gibbons at 916-263-6143 or  
email address: rgibbons@cfsa.org

☐ 1 **Lump-Sum Payment:**

<b>2023 Estimated Workers' Compensation Fee</b>	<b>\$15,991.32</b>
Less payment discount (1% if lump sum payment is received by January 31, 2023)	(\$159.91)
<b>TOTAL LUMP SUM FEE WITH DISCOUNT PAID JAN.31, 2023</b>	<b>\$15,831.40</b>

☒ 2 **12 Monthly Installment Payment Plan:**

<b>2023 Estimated Workers' Compensation Fee</b>	<b>\$15,991.32</b>
<b>12 MONTH INSTALLMENTS JANUARY-DECEMBER 2023</b>	<b>\$1,332.61</b>
(6 installments Jan-June 2023 at Estimated Fees & 6 installments July-Dec 2023 at True Up Fees)	

**Fee Assessment  
Estimated Fee 2023  
General Liability Fee Calculation for Calendar Year 2023**

**42nd DAA, Glenn County Fair**

Your Base Fee (2023)	Same for each Fair in your class	16,102.17
Losses	Losses from 2017 - 2021	0.00
Capped Losses	Capped Losses from 2017 - 2021	0.00
Fees Paid	Fees Paid from 2017 - 2021	46,795.22
2023 Estimated Modification Ratio	Modification Ratio	85%
<b>2023 Estimated Liability Fee</b>	<b>Base Fee x Modification Rate</b>	<b>13,686.84</b>
2022 Liability Fee	For comparison only	12,442.59
2022 Modification Ratio	For comparison only	85%
2023 Auto Fee	Optional Auto Liability Insurance (non-profits)	0.00

**PAYMENT PLANS**

Any questions please call Raechelle Gibbons at 916-263-6143 or  
email address: rgibbons@cfsa.org

☐

1

**Lump-Sum Payment:**

2023 Estimated General Liability Fee \$13,686.84

Less payment discount (1% if lump sum payment is received by January 31, 2023) (\$136.87)

**TOTAL LUMP SUM FEE WITH DISCOUNT PAID JAN. 31, 2023 \$13,549.98**

☒

2

**12 Monthly Installment Payments:**

2023 Estimated General Liability Fee \$13,686.84

12 MONTH INSTALLMENTS JANUARY-DECEMBER 2023 \$1,140.57

(12 payments are due the 25th of each month beginning January '23 thru December '23)

October 24, 2022

Glenn County Fair / 42<sup>nd</sup> DAA  
Board of Directors and Fair Management  
P.O. Box 667 / 221 E. Yolo Street  
Orland, CA 95963

Dear Sirs, Madames:

Regarding your October 18<sup>th</sup> Board Meeting, where the decision was made to permanently discontinue operation of the race track facility portion of the Fairgrounds, without allowing input from the community and/or experts in the field is downright wrong. I consider myself an expert due to my eleven-year tenure and relationship as promoters of the race facility.

If I include the shows that we promoted at approximately 23 per year, and the track managers following us who were less frequent ... our rent was \$1,000.00 per race, followed by \$500.00 per event I come up with a grand total of approximately \$338,000.00 over the last twenty years.

The Fair's investment was the power to run the lights and nothing more. The investment to run the lights for the total shows was figured out by interim Fair Manager Tom Degrazia (prior to Jake Walgenbach's hiring as CEO) at approximately \$70.00 per event. This totals \$29,000.00 over the 20-year-period for this portion of the fairgrounds. The net profit would be about \$309,000.00.

The fact that the Fair made zero investment into helping a promoter is not good business. The fair paid for installation of a handicap ramp, and safety improvements into the structure of the grandstands, which would have to be done anyway in order to utilize the grandstands during the fair, so they do not count as assistance to promoters.

Everything on the track side portion of the grounds has always been the responsibility of the track promoter, starting with installation of the crash wall ... which cost us \$7,000.00 along with a bunch of volunteer labor. We built the chain link catch fence, we repositioned and rebuilt the back straightaway catch fence, followed by various improvements of the track managers who followed us. The facility except for the grandstands is a product of the promoters.

It's curious that you have received complaints about dust and noise over the past few years. Here's the situation with that: Our contract over the 11 years span included provisions for dust control as well as noise control. Our dust control included trucking in hundreds of loads of clay over that period of time, organic material added on an annual basis, water absorption chemicals added to the track surface, and water absorption products added to the water as it was applied to the race track. As a result, we had NO dust complaints over eleven years, so it CAN be done but it takes effort and monetary investment. The fact that it has happened in the last few years (complaints) is on the fair board and management. There were no provisions in the contracts for dust control or even California Fairs 95 decibel sound limit requirements.

Failing to include those is on the board of directors and fair manager, once again, since the renters were not told nor was it binding by his contract.

As to removal of the race track for other uses: Let's begin with the crash wall. The requirements dictated by F&E stated that we bury as much below ground as appears above ground, with an ever-widening base and enough rebar to build a tank. Therefore, removal of that crash wall, if not next to impossible, will be very, very costly. As to the banks on the race track, Fair CEO John Ernst decided that he would get rid of tons and tons of sidewalk concrete chunks that were removed by Midgley Construction from Orland streets and stored at the fairgrounds. Therefore, there are huge amounts in turns one, two, three and four which have to be hauled away and dumped ... somewhere. Not to mention the light poles in the infield which were determined too expensive to remove by previous management when they were going to make a soccer field out of the area.


In closing, the \$300,000.00+ profit made by the fairgrounds was NOT put back into the facility along the way. As far as I can tell, it was spent on a new roof on Whitsett-Cook, air conditioning for certain buildings, remodel at least two kitchen facilities, paving the director's parking spots in the parking lot, etc., but NOT to help the race promoters do business this past twenty years.

For the fair to complain about having to spend money on the lights is shameful. To "do away" with the race track because you have to fix the lights ... when you've only consulted with PG&E on the upgrades?

The race facility doesn't only effect race car owners and drivers and fans. It effects the community. Studies over the whole U.S. prove that \$1.00 spent at any race facility means that \$5.00 was spent in the community. The merchants and businesses that help support the races benefit from the races.

To NOT solicit input from the community on this very large decision is scandalous.

A very concerned Glenn County resident,

  
Paul Turner

**From:** Ann Vassar <Ann.Vassar@superiorfarms.com>  
**Sent:** Friday, November 4, 2022 7:08 AM  
**To:** Glenn Co. Fair - Kathy Bartels - CEO (kathy@glenncountyfair.org); Glenn County Fair - CEO (ceo@glenncountyfair.org); Napa Town & Country Fair - Vanessa - Auction (vanessaadams@hotmail.com)  
**Subject:** 2023 Superior Policies for Fairs



November 4, 2022

Hello Everyone,

The last fair for the 2022 Fair Season has arrived at Superior Farms. With the harvest of that fair, we look to changes in our policies here at Superior Farms that will benefit our 2023 Fair Season. We look forward to our continuing open relationship with all fairs and hopefully success in the future for all.

As related in our end of the year correspondence with all fairs, Superior Farms will in 2023 buy all resale goats regardless of live weight. However, there will be a top pay weight of 100#. The top pay weight in 2021 was 105#. Hopefully this will help many fairs to receive a fair price for the resale goats. Our purchase price of \$ 2.90 per pound remained the same for the entire 2022 fair season.

With that, I would like to remind all of the fairs of our protocols in order to ensure that next year's fairs go smoothly when the animals arrive to Superior Farms.

1. The unpredictability of the supply chain regarding EID tags is always something to keep in mind. We understand the difficulty of the circumstances, yet please understand that we track carcasses thru our plant via the EID tag. We only allow one sequence of an EID tag per specie, as it ensures that our team here can properly identify each animal with ease. We suggest securing an adequate number of EID ear tags as soon as possible to ensure that your fair does not face a shortage of EID tags when you need them.

We have already been made aware of long delivery waits for some brands of EID tags. Though there are many brands of EID tags, we suggest you might consider

dealing with Allflex at [www.allflex.global](http://www.allflex.global), Shearwell at [www.shearwell.com](http://www.shearwell.com) and Y-  
Tex at [www.y-tex.com](http://www.y-tex.com).

In visiting with fair personnel this year, these are some of the things you want to consider when ordering your EID tags:

- a. The size of the tag itself. Be sure that is a good size to be visible on both lambs and goats. Make sure you do not order the cattle size tags that are too big and can be awkward.
- b. Ideally, the EID tag should be in two parts – a button with the chip inside and the complete 15 digit EID number on the outside of the button. The other side, called the Visual Tag, is larger than the button and contains that last three, four, or five digits of the EID tag depending on what you order. The most difficult part of this two-part tag is to be careful to match up the two unique parts of the tag.
- c. We did have some interesting Shearwell tags arrive at the facility this year. You can request that the entire 15 digit EID number be printed on the outside of the Shearwell tag. There is a problem of durability however with this tag. If you are tagging at the fair, this is a good tag but if you are tagging 60 to 90 days out, this may not be a good choice. Also all Shearwell tags are small and have difficulty being seen in the show ring. Contact me if you want the contact information for fairs using this type of tag.
- d. Some fairs have used the Y-Tex EID tags and have had mixed reviews as related to size of the tag and tearing out issues.
- e. Though we understand that some fairs order EID tags in one color for lambs and one color for goats, you might save yourself some money and be able to use up tags the following year, if the color for all tags is the same.
- f. Another pitfall is trying to order only the tags that you will use in one year or order enough that you can use year after year. I know of two fairs that are still working on their original inventory of tags that each ordered four years ago. Each EID company cannot re-create the same premise number for your tags year after year. As a result, a fair may be left with small batches of EID tags with different EID numbers that become penalizing. Remember Superior will accept one EID series for lambs and another series for goats. If there are more than that, then there is a hefty penalty. We have to change our reader every time there is a premise number change. This is costly for us.
- g. **The type of tagger used to attach each tag is unique to the brand. Taggers for one brand will probably not be compatible with other brands. Be sure to ask this question when ordering tags.**

2. For the 2023 Fair season, Superior is referring back to its old policy of what fair lambs and goats are to come to Superior Farms. That policy is: **“In order to process the custom lambs and custom goats from a particular fair, that fair must sell its resale lambs and resale goats to Superior Farms.”** If your fair would like further information concerning this policy, please contact me directly. My contact information is at the bottom of this information.
3. The last change that needs to be discussed for the 2023 Fair Season, is the arrival time for the lambs and goats to our facility.
  - a. Superior would ask that all lambs and goats arrive at approximately the same time. To keep track of each fair's animals we need to receive them on the same day – not one group arriving one day and another group arriving another day. The only exception would be that all lambs arrive on one day and all goats arrive on a second day. Again, this is for the safety and verification of each of your fair animals.
  - b. **The arrival window for fair animals coming to Superior is from 3 pm on Saturday until 2 pm the following Monday. The only exception is those fairs that must harvest on Monday due to delivery of their custom animals back to their butcher shops on Wednesday. These fairs must arrive by 11 pm on Sunday. When we email each fair their Information Agreement the first week of January 2023, we will let each fair know what day of the week that their animals will harvest and what day custom animals will be delivered back to each fair's butcher shops.**
  - c. All animals will receive humane handling while they are in our care by having access to alfalfa hay and water in the days prior to harvest.

All in all, we cannot stress enough our gratitude for the hardworking people that put these fairs together and for all the parties responsible. Superior feels a community responsibility to assist each fair as best we can. However each fair must understand that Superior Farms is a business that must work within particular parameters to be in business.

If you have any other immediate concerns or questions, please feel to contact me via email or phone.

Thank you.

Ann

Superior Farms – Dixon

Email: [ann.vassar@superiorfarms.com](mailto:ann.vassar@superiorfarms.com)

Office: 707-693-2322      Mobile: 707-330-0304

## **Disclaimer**

The information contained in this communication from the sender is confidential. It is intended solely for use by the recipient and others authorized to receive it. If you are not the recipient, you are hereby notified that any disclosure, copying, distribution or taking action in relation of the contents of this information is strictly prohibited and may be unlawful.

This email has been scanned for viruses and malware, and may have been automatically archived by Mimecast, a leader in email security and cyber resilience. Mimecast integrates email defenses with brand protection, security awareness training, web security, compliance and other essential capabilities. Mimecast helps protect large and small organizations from malicious activity, human error and technology failure; and to lead the movement toward building a more resilient world. To find out more, visit our website.



**From:** flying a performance <flyingaperformanceca@gmail.com>  
**Sent:** Tuesday, November 1, 2022 2:24 PM  
**To:** ceo@glenncountyfair.org  
**Subject:** concern citizen about orland speedway

My name is Dean Atkin, owner of an automotive repair shop, race car driver, and father of 3. I am writing regarding the decision of the Glenn County fairground to close down the orland raceway located at the orland fairgrounds. I hope we can fight this decision because it not only affects the citizens of Glenn County and the city of orland, but also hurts business, and will affect the future of this area. Time and time again it has been proven that shutting down raceways and dragstrips has a negative effect on communities and crime. Racers will never stop racing and if you don't provide a safe environment they will do it on public streets. This will increase the crime and increase fatalities due to drag racing, drifting, or road coursing on streets. Race tracks provide a place for this all to happen in a controlled environment with guarantee paramedics on duty, protection for bystanders, safety controls in vehicles to reduce all these effects. No matter what laws are passed people will always race something. It is in our blood, citizens strive for competition. Automobile racing is a multi billion dollar industry annually and is worldwide. Orland raceway provides 5 special classes of racing that if removed will make drivers have to travel 2 hrs to find the next track to race at. dozens of drivers were blindsided by the decision and have tens of thousands of dollars invested and nowhere to use their vehicles. Orland is a particular hotspot of automotive repair shops, dealerships, and machine shops that use the track to advertise their abilities. I've been aggressively working with fellow track supporters and the promoter to come up with a plan to increase revenue and put community support back into the raceway. Plans range from commercial advertisement to replacing the snack bar with a food truck night to bring in not only race track supporters, but get the community to use the fairground for who it is intended for, the community. We also want to change rules at the track to bring in racers from other local tracks increasing car count and spectator count.

**ceo@glenncountyfair.org**

---

**From:** Tyler Tatum <tylertatum1212@icloud.com>  
**Sent:** Monday, October 31, 2022 2:14 PM  
**To:** ceo@glenncountyfair.org  
**Subject:** Save Orland raceway

Hello my name is Tyler Tatum and I am the driver of the 11t hobby stock. I have grown up at this track and my dad and other family has raced here. This track is a big piece in this community. I believe we should have a day and have a chance to save the track that has been in this town for many years and a track where many of these drivers have grown up at and now are racers. As my self have grown up at this track and finally was able to race here and now you guys want to take it away from everyone. We want to be heard. Tyler Tatum !

Sent from my iPhone

**From:** sretzloff88 <sretzloff88@yahoo.com>  
**Sent:** Thursday, November 3, 2022 6:51 AM  
**To:** ceo@glenncountyfair.org  
**Subject:** Save Orland race way

My name is Sarah Retzloff

I'd like to say this, please save the track! My son loves racing and this is the first thing he has really loved to do. I have never seen him more excited to do something. He is motivated to race he keeps his grades up to be able to. I treat it as a sport for him. Work hard play hard right? My son has come so far in this sport. You take this away and I'm afraid I won't be able to travel for him to keep doing the thing he loves. We have made so many new friendships and family. We all help out each other.

This is a letter from my son.

Dear Orland Fair grounds, My name is Chase William Retzloff-Brown. The track means a lot to me it's where I started racing with my Grandpa and Grandma when I turned 14. I have been racing for a year now and last year I took 4th place in points for mini stock. I love the race track I have made some many friends and people I now call my Dirt Family. I am one of the youngest mini stock racers in mini stock. I am the blue # 14 car. All I ask is we try to save the track so my family, friends and I get to keep racing in our home town and the place I call home. Thank you

Sincerely

Chase.

Sent from my Galaxy

**ceo@glenncountyfair.org**

---

**From:** Rocky Wagner <rocknskooter@yahoo.com>  
**Sent:** Friday, November 4, 2022 9:20 AM  
**To:** Kathy Bartels  
**Subject:** Re: Orland raceway

Thank you.

Sent from Yahoo Mail for iPhone

On Thursday, November 3, 2022, 12:02 PM, Kathy Bartels <ceo@glenncountyfair.org> wrote:

Rocky,  
Thank you for your email. I will share this with the board at the meeting on November 15.

Regards,  
Kathy Bartels

Please excuse any errors, this email was sent from my iPhone.

On Nov 1, 2022, at 8:43 AM, Rocky Wagner <rocknskooter@yahoo.com> wrote:

Hello, my name is Rocky Wagner and I wanted to ask you all not to shut the race track.  
My wife and grandson race against each other and they have a lot of fun together.  
I also race and I have made some great friends because of the racing.  
The racers and spectators bring commerce to Orland because of the racing.  
Please keep these thoughts with you when you decide the fate of the race track.  
Thank you for your time helping this community and have a great day.

Sent from Yahoo Mail for iPhone



Glenn County Fair <glenncountyfair@gmail.com>

---

## concerned citizen about clouser of orland raceway

1 message

---

**flying a performance** <flyingaperformanceca@gmail.com>

Wed, Oct 26, 2022 at 12:10 PM

To: glenncountyfair@gmail.com

My name is Dean Atkin, owner of an automotive repair shop, race car driver, and father of 3. I am writing regarding the decision of the Glenn County fairground to close down the orland raceway located at the orland fairgrounds. I hope we can fight this decision because it not only affects the citizens of Glenn County and the city of orland, but also hurts business, and will affect the future of this area. Time and time again it has been proven that shutting down raceways and dragstrips has a negative effect on communities and crime. Racers will never stop racing and if you don't provide a safe environment they will do it on public streets. This will increase the crime and increase fatalities due to drag racing, drifting, or road coursing on streets. Race tracks provide a place for this all to happen in a controlled environment with guarantee paramedics on duty, protection for bystanders, safety controls in vehicles to reduce all these effects. No matter what laws are passed people will always race something. It is in our blood, citizens strive for competition. Automobile racing is a multi billion dollar industry annually and is worldwide. Orland raceway provides 5 special classes of racing that if removed will make drivers have to travel 2 hrs to find the next track to race at. dozens of drivers were blindsided by the decision and have tens of thousands of dollars invested and nowhere to use their vehicles. Orland is a particular hotspot of automotive repair shops, dealerships, and machine shops that use the track to advertise their abilities. The fairgrounds want to replace the raceway with an equitation center for horse activities. I believe there is sufficient room at the fairgrounds to have an area for this. Also there are many equitation centers in the area both private and public notably at rolling hills casino and corning. Is adding another one in an area filled with places for rodeo events a good reason to replace the racetrack?

October 24, 2022

Dear Glenn County, Fair Board:

RE: Closing of the Orland Raceway.

I'm writing this letter to make sure that you understand all the lives you have touched by making the decision to not continue your contract with Orland Raceway.

Orland Raceway runs a core group of classes every other Saturday night from late spring to Fall, those classes are 250's, 600's, mini trucks, mini stocks, wingless sprints, and hobby stocks, out of those 6 classes, 5 classes are going to be left with no where to run their vehicles, that will be a total of approximately 60 drivers and their families with no where to go. 60 drivers equal approximately 240 individuals, mostly family, that come to help.

Motorsports is a family sport whether you are blood or not. It's a fact that It's a sport that brings families together, sharing knowledge and resources, and creating incredible memories that are as unique as the cars they bring to the racetrack. Contrary to the way it may look from the outside, it's even a sport that encourages each person to follow the path at their own speed and rewards the right attitude as much or more than it rewards a quick pace. It's a sport that welcomes people of different creeds, colors, ages, genders, and even physical abilities. It has been proven that spending time with family has many health benefits:

- Improves Mental Health.
- Helps Children Perform Well Academically.
- Lowers Risk of Behavioral Problems.
- Boosts Self-Confidence.
- Helps Kids Learn Future Parenting Skills.
- Teaches Effective Conflict Resolution.
- Promotes Adaptability and Resilience.
- Enhances Physical Health.

The Orland Raceway is one big tight knit close family. Many of the track safety crew are in their late teens, coming to Orland Raceway on Saturday evenings keeps them busy and not out running the streets, many of our drivers are also teens, working on their race cars and racing them on Saturdays, not only requires a huge amount of their free time spent throughout the week with their families' turning wrenches, but then consumes their weekends as well, those kids are striving. And on the other hand, many of the drivers are adults and their kids are spending a lot of time with their parent in the garage

throughout the week and then coming out on Saturday nights cheering them on, many have grown up at the Orland Raceway and have turned into drivers themselves and are now grooming their kids.

From a personal standpoint, I have been the track photographer for 7 years at Orland Raceway, amongst other tracks, I always have given up the other tracks as Orland Raceway is my home and my family.

Sometimes in life we must accept that there will be negatives in one way, but the positives will always outweigh the negative.

By Closing Orland Raceway, you are separating a HUGE family that has stuck together through many years, you are taking away many many health benefits of not only children but adults as well. You are taking away a family event that many families have congregated to over the years. You are taking away a piece of history.

I ask that you please reconsider your decision.

Thank you

Christina Meeds