

**What to Expect – Livestock Exhibitors**  
**IMPORTANT INFORMATION**  
**2025**

**FAIR SCHEDULE and LIVESTOCK RULES and HANDBOOK:**

The full Fair schedule and rules are online on our website on the Livestock Page. It is the exhibitor's responsibility to be aware of the schedule and rules (Please READ THEM):

- [Livestock Show \(hcfairandrodeo.org\)](http://hcfairandrodeo.org)
  - **Schedule Link:** [Fair Schedule](#)
  - Livestock Rules and Handbook: [General Rules and Livestock Handbook](#)
  - Creative Arts Rules and Handbook: [Creative Arts and Horticulture Info](#)
1. **WEIGHT CARDS DUE at 7 pm** at the close of move-in on Thursday, October 23 for Steers, Lambs, Goats, and Swine. **Scales are open from 5-7 pm.**
  2. Move out times allowed only per the schedule

**ELIGIBILITY**



New in 2025. **All Exhibitors will need to turn in an Eligibility Form at each event's check-in to be eligible to show.** Separate copies are needed to check-in for the following events: Large animal livestock show (steers, heifers, swine, goats, lambs) when moving in at the pen assignment tent, and at check-in for: Poultry show, Rabbit shows, Ag Mech and Creative Arts and Horticulture. If the Ag Teacher is checking in students, the Ag teacher needs to bring the Eligibility Form. Ag teachers may be able to move-in without the Eligibility Forms, but the exhibitor may not receive their packet or check-in until it is turned in.



**FFA/FCCLA exhibitors** will use the Harris County Fair Eligibility form on the website: [HCF FFA FCCLA Eligibility Form Released 9 16 25](#)

**Harris County 4-H exhibitors** will follow the standard 4-H process and forms provided by the Harris County Texas AgriLife Extension office.

The teachers (FFA) and extension office (4H) will provide the data back to the Fair management by completing eligibility information in a shared sheet. An eligibility form will not be needed at check in. Eligibility is strictly enforced.

**TICKETS/GATE PASSES:**



- There will be no grounds passes or admittance fees for entering the grounds or parking.

## MAPS:

Attached at the end of this document and include:

- Move-in/Move out Traffic Flow
- Grounds Map
- **Address:** 5801 Katy Hockley Cutoff Road, Katy TX 77493

## MOVE IN/CHECK IN:

1. Follow the map, stay within your species designated lane. If you have multiple species in the trailer and
  - a. one of them is a Steer, use the steer lane
  - b. one of them is Swine, use the swine lane
  - c. or just pick the shortest line for a species you have
2.  **Pick up your Exhibitor Packet DURING MOVE IN LINE AT THE TENT.**
  - a. An Eligibility Form is required to pick up Exhibitor Packet.
  - b. The packet contains weight card/s, exhibitor number, indemnity form and W9 (except breeding shows) if missing at entry registration, and freezer sale information.
  - c. Each exhibitor must sign Indemnity Form when turning in weight card if it was in their packet.
3. **At the Tent you will be assigned a Stall/Pen number. There will be no holding pen space or stall space. If you want to stall together, you must arrive together in line.**
4. Allocated stall/pen space
  - a. Lambs/Goats will be penned 2 per pen. After 7 pm, people may move to unused pens.
  - b. Pigs will be penned 1 per pen.
  - c. Steers will be 2 per panel and panel space can not be used as tack space. Please note: Steers will not be able to hold space for Heifers moving in on Saturday. Holding space for animals not present yet is not allowed. Steer exhibitors who are moving Heifers the following day may reuse their steer stall and leave tack for the next day.
  - d. No tack pens nor tack stall space will be allowed (space is needed for animals). Above pen storage is recommended for pens.
5. After unloading, exit the lot and **park your trailer in the Trailer Parking Lot.**
6. Parking for Exhibitors is the same as for the Public
7. **WEIGHT CARDS DUE at 7 pm** at the close of move-in on Thursday, October 23.
  - a. Weight cards weights are recorded by Fair staff, there is not a weigh back per the livestock rules.
  - b. Exhibitors will not be allowed to edit their weight cards once it is turned into the Fair staff and the weight has been recorded.
  - c. Please mark your stall/pen number on your weight card.
  - d. ~~At the scales, you may be asked to have your animal used during the Livestock Judging on Saturday. At the scale, more detailed information will be available about how those animals can be cared for through Saturday.~~ (livestock judging contest was cancelled for 2025)
  - e. Make sure to turn in indemnity form or W9 in the fair office or with weight cards.
  - f. Heifers and breeding rabbits will not need to turn in W9.
8.  **PRE-ENTERED FREEZER SALE EXHIBITORS' INFO DUE at 7 pm** at the close of move-in on Thursday, October 23.
  - a. Pre-entered the Freezer Sale means that you submitted the "Enter My Project into the Freezer Sale" Form on the HCF website and included a photo of you and your project and a description.

Your animal will go LIVE for buyers to purchase only if you turn in your Freezer Weight and Thank you Card by 7 pm on October 23<sup>rd</sup>.

## STALLING/PENS MANAGEMENT – Large Animals

### 1. Stall and Pens Space

- There are NO tack pens or stalls allowed. Every pen and stall is expected to be occupied**  
Exhibitors must supply **their own shavings** to be used in the pens/stalls. Bags of shavings will be available on-site and sold by Stockinger Show Supply.
- Overhead tack racks/above head storage are highly recommended.
- All pen dimensions for swine, lambs and goats: 5'x 5'
- Steer exhibitors should bring their own divider.

### 2. Air conditioning/Power information.

- The barn where animals are stalled is not air conditioned but there are overhead fans.
- The show ring pavilion is air conditioned.
- Power is available in the barn.
- For blowers, try to run extension cords to un-used outlets vs using many splitters into one outlet.
- Exhibitors may provide their own additional stall fans.
- Generators are encouraged to offset power consumption while operating livestock blowers. Generators must be operated outside of the building and away from doors with properly sized extension cords. Generators must be tagged with contact name and contact phone number.

**UPDATE!**

## SET UP/STAGING/CAMPING – Small Animals

### 1. Rabbits

- This is a carrying cage show so exhibitors need to be prepared to sit and wait for a while.
- The show ring is air conditioned.

### 2. Market Poultry

- The show ring pavilion is air conditioned, and battery powered fans are allowed.
- Bring an index card with the wing bands of the turkeys and broilers you are showing with your name on it.
- Index cards will be available at show if exhibitor forgets.
- Adults or other children who are not in FFA/4-H may help hold birds.

## FREEZER SALE:

**UPDATE!**

When Exhibitors completed their Livestock Show Entry form, the form asks if you may be interested in putting your animal in the freezer sale. This is asked so that we know the volume of animals to expect but it was not entering the Freezer Sale.

If you have not submitted your animal in the Freezer sale by filling out the "Enter my project into the Freezer Sale Form" through our website (see the [blue QR CODE](#)), you still can enter!!



QR CODE for EXHIBITORS

Once the fair begins, we will make the Freezer Sale Entry Form work from a mobile device so that it is easy to join the Freezer Sale while at the show. If you enter on a mobile device, you can not add a photo. If you want the photo added, you should enter by a computer.

All of the information about the Freezer Sale is on the website. We encourage you to enter before the fair so that buyers have time to see your project in the photo albums and you have time to share it on social media with family and friends.

If you have a potential buyer, share this QR Code with them. Keep in mind that other buyers will see your animal and may choose you. So, if you have a specific buyer, you should have them ready to purchase your animal when the Sale goes live on October 23<sup>rd</sup> at 8 pm.



Buyer's Purchasing Page/Form

**Buyers will only be able to purchase after move-in from October 23<sup>rd</sup> at 8 pm until October 25<sup>th</sup> at 7pm.**

Operating the freezer sale through our website is new for us this year! We hope that it is a success and big improvement over the last few years. We are using our website in a new way and we hope it operates smoothly for everyone!

### Volunteering:

1. General Rule 6 within the General & Livestock Rules and Handbook states that exhibitors and/or a member of their family must volunteer for 2 hours.
2. The Volunteer signup sheet will be posted on our website here: [Livestock Show \(hcfairandrodeo.org\)](http://hcfairandrodeo.org). **Sign up before the Fair. The Volunteer Sheet Link is here: [Sign up sheet Link](#)**
3. All Volunteers also need to register as a Fair Volunteer through our website and submit the Indemnity Form (available at the above link) **before the fair**. If you already filled out the Indemnity form as an exhibitor, you do not need to submit another. Link to register: [Volunteer Hours Registration \(hcfairandrodeo.org\)](http://hcfairandrodeo.org)
4. **At the Fair** near the show ring pavilion entrance there will be a Volunteer Table.
  - a. Each exhibitor must sign in and sign out with the Card signed by a Fair official.
  - b. The volunteer should make sure their information is entered into the online log of hours (ipad).
  - c. A stamped card is required to document the volunteer hours. Verbal conversations or agreements are not accepted as documented volunteer hours.

**UPDATE!**

**ON-SITE RV CAMPING SITES:** Limited (about 15) RV Camping sites are available during the fair starting Wednesday Oct 22. Sites are available on a first sign-up basis through the following link. Sites are 30/50 amp, with water, no sewer hookup. The rate is \$40/night.


<https://www.vancoevents.com/us/events/36317/sessions/97420/sections/61460/tickets>

**ON-SITE SHOW SUPPLY:** There will be a Livestock Show Supply Trailer onsite from Stockinger Show Supply. They will have shavings available for purchase.


### MOVE OUT PROCESS:

1. At the Livestock Exit Gate, a Volunteer will be checking ear tags and exhibitors against who registered for the show.
2. If someone besides the exhibitor is leaving with an animal, a Release Form must be obtained from the Fair Office.

**QUESTIONS and SUPPORT while at the fair:**

 There is a Fair office at the front of the pavilion (number 8 on the map). You are welcome to ask questions at the fair office or find one of the Fair Team Members around the fair. Team Members will typically be in a Black shirt with Harris County Fair logo and/or a **blue lanyard with blue and black HCF TEAM MEMBER ID CARD**. Please do not rely on email as an effective/fast way to communicate during the fair. It is best to find a Team Member while on the fair grounds or calling our Fair phone number 832-317-3500.

**SPONSORS at the fair:**

 As you enjoy your time at the fair, please remember that our sponsors are walking among you and, in many cases, serving right alongside you as volunteers. Some will be easy to spot in their company shirts (like Hold'em and Hit'em and EMPOWER), while others may not be as easily identified.

These sponsors are a big part of what makes the fair possible—they help us grow and ensure that you, and future exhibitors, have the opportunity to show and succeed. Some even go a step further by paying their employees to be here, giving their time to serve our community. That's an investment not only in the fair but in you.

**Please be respectful and kind, and if you feel up to it, take a moment to thank them for sharing their time and resources. Show them what we already know—that livestock exhibitors are a shining example of the best youth in today's society.**

Your appreciation means more than you know!

# MOVE IN & OUT

## Thursday, Friday and Saturday





# FAIR GROUNDS MAP



## EVENTS

- 1 LIVESTOCK SHOW RING
- 2 LIVESTOCK PENS
- 3 PROJECT CENTER (ROBINSON PAVILLION)  
CREATIVE ARTS & HORTICULTURE  
FLORICULTURE DESIGN CHALLENGE
- 4 AGRICULTURE MECHANICS SHOW
- 5 RODEO ARENA
- 6 SILENT AUCTION - HALL
- 7 FAIR OFFICE
- 8 CONCESSIONS

COFFEE/KONA ICE TRUCKS

## FACILITIES

- GATE
- RESTROOMS
- HANDICAP PARKING
- FREE PARKING
- EMERGENCY EXIT & VEHICLE ACCESS