What to Expect – Livestock Exhibitors

FAIR SCHEDULE and LIVESTOCK RULES and HANDBOOK:

The full Fair schedule and rules are online on our website on the Livestock Page. It is the exhibitor's responsibility to be aware of the schedule and rules:

- Livestock Show (hcfairandrodeo.org)
- Schedule Link: files.ashx (saffire.com)
- Livestock Rules and Handbook: files.ashx (saffire.com)

1. **WEIGHT CARDS DUE at 7 pm** at the close of move-in on Wednesday October 13 for Steers, Lambs, Goats, and Swine.
2. Move out times allowed only per the schedule
3. Please remember to join our Harris County Livestock Show Updates Remind by texting @hclsu to 81010.

ELIGIBILITY

The first week of October, the Fair will email the Ag Teachers and 4-H to verify eligibility. Eligibility will verify membership in FFA/4-H and passing grades. For FFA, teachers will verify passing grades and inform the Fair. For 4-H, the county extension agent will use the established 4-H eligibility forms and routine process. The teachers (FFA) and extension office (4H) will provide the data back to the Fair management therefore an eligibility form will not be needed at check in. Teachers will also indicate how many grounds passes they will need for their school and they will be available at check in.

TICKETS/GATE PASSES:

- Steers, Lambs, Goats, Swine and Ag Mech Exhibitor Packets includes 2 grounds passes/arm bands.
- Rabbits and Market Poultry Exhibitor Packets include 2 day passes.
- Day Passes ($5) and Grounds Passes ($20) are sold at the Gate or can be purchased online and printed at home on our Website: Harris County Fair and Rodeo (hcfairandrodeo.org) See Tickets at the top Right Corner. Recommend buying online and scanning the phone or printed paper ticket. Printed Grounds Passes can be exchanged for Arm Brands at the Show Office.
- Ag teachers will be provided arm bands (provide qty needed when eligibility information is emailed to the fair).

MAPS:

Attached at the end of this document and include:

- Move-in/Move out Traffic Flow.
- Trailer Parking Lot
- Penning/Stalling Areas per species

MOVE IN/CHECK IN:

Process:

1. Follow the map, stay within your species designated lane. If you have a multiple species in the trailer and
    a. one of them is a Steer, use the Steer entrance
    b. if you do not have a Steer, just pick the shortest line for a species you have
2. Once you've started to unload,
    a. **Pick a stall space/pen** (first come first serve). You will mark your stall/pen number on your weight card.
        i. Lambs/Goats: Will be penned 4 per pen. Overflow will use swine pens.
        ii. Pigs: Will be penned 2 per pen.
        iii. Steers will be 2 per panel and panel space can not be used as tack space.
    b. Pick up your Exhibitor Packet
        i. Each exhibitor must sign Indemnity Form to pick up packet.
        ii. Packet contains weight card, exhibitor number and 2 grounds passes
3. After unloading, Exit the lot and **park your trailer in the Trailer Parking Lot**. Note: there is not a walking path from Trailer parking to the fair grounds.
4. Parking for Exhibitors is the same as for the Public and is indicated on the Grounds Map in light Blue (P).
5. Fair Grounds **Pedestrian Entrance** is LEFT of the admin building indicated on the map with the black GATE
6. **WEIGHT CARDS DUE at 7 pm** at the close of move-in on Wednesday October 13.
    a. Weight cards weights are recorded by Fair staff, there is not a weigh back per the livestock rules.
    b. Exhibitors will not be allowed to edit their weight cards once it is turned into the Fair staff and the weight has been recorded.

SET UP/STAGING/CAMPING – Small Animals

1. Rabbits
    a. This is a carrying cage show so exhibitors need to be prepared to sit and wait for a while.
    b. The show barn is air conditioned, and battery powered fans are allowed. Nothing large enough that it can't be attached to the cage and extra sources of water are encouraged.
2. Market Poultry
    a. The show barn is air conditioned, and battery powered fans are allowed.
    b. Bring an index card with the wing bands of the turkeys and broilers you are showing with your name on it.
    c. Index cards will be available at show if exhibitor forgets.
    d. Adults or other children not in FFA/4-H may help hold birds.

STALLING/PENS MANAGEMENT – Large Animals

1. Stall and Pens Space
    a. Per the rules, no Sheep and Goat Stands can be used in the Livestock Pen area under the building.
    b. Overhead Tack Racks are highly recommended.
    c. Pen Dividers can be used.
    d. Pen dimensions for Lambs/goats: 5'x 10'

e. Pen dimensions for Swine: 10’ x 10’
f. Steer exhibitors should bring their own divider and pellet shavings.
g. Heifer exhibitors will NOT be able to use shavings or pellet shavings.
h. Heifers are stalled along the Arena and are NOT subject to power issues discussed below.

2. **Power will be limited.** (*Due to Hurricane in Louisiana, Generators are not available. We will continue to check but wanted everyone to be prepared*.)
   a. Fans will be limited to Fans on the outside corners of the “set of pens/panels” facing all animals within that set. No individual fans on single pens/cattle will be allowed. This applies to lambs, goats, steers, heifers, and swine. (see photos – blue arrows on fans)
   b. Overhead “BIG A$$” fans are provided by the facility.
   c. Blowers will need to ran from exhibitor provided personal generators (except heifers).
   d. Fair will have two Light Plants (used for nighttime lighting) available during the day light hours to be used as generators for Blowers. They will be used on a first come bases and time utilized shall use courtesy to other exhibitors much like how wash racks are managed at shows.



Steer Panels (note red dividers are not provided)

Lamb and Goat Pens

EXHIBITOR HOSPITALITY/VOLUNTEER SIGNIN:

1. The Junior Fair Committee will be having an Exhibitor Hospitality Tent. The purpose of the tent is to help exhibitors. If an exhibitor has any questions, needs help feeding, any issues please feel free to use the committee, they want to help!
2. If you also find you have time at the fair to Volunteer, the Junior Fair committee can help you find a time slot on our Volunteer List which will be available online at this link: 2021 HCF Volunteers Locked Rev B.xlsx - Google Sheets

MOVE OUT PROCESS:

1. At the Livestock Exit Gate, a Volunteer will we checking ear tags and exhibitors against who registered for the show.
2. If someone besides the exhibitor is leaving with an animal, a Release Form must be obtained from the Fair Office.

Show Barn Interior

EXHIBITOR MOVE-IN MAP

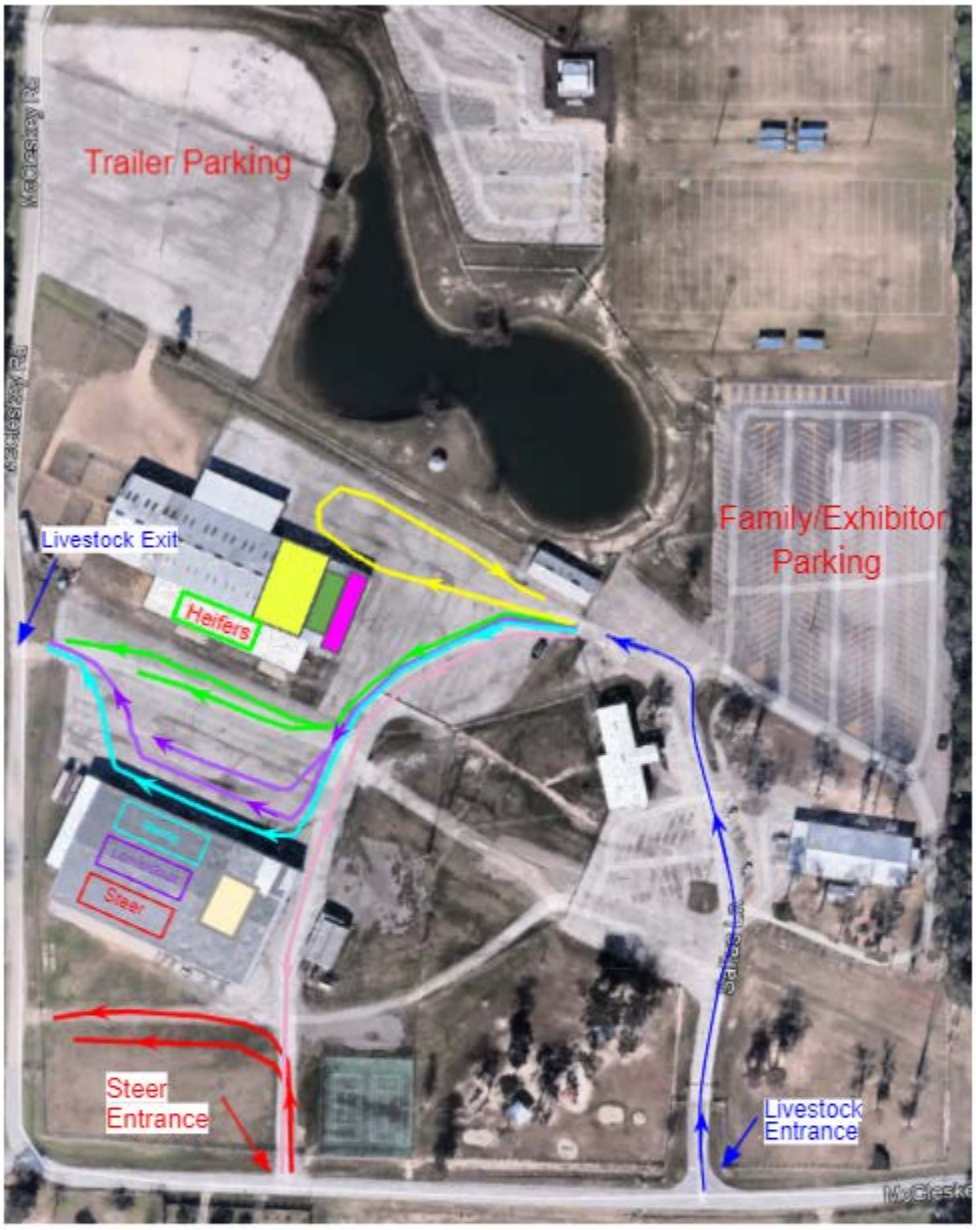

Loading and Unloading Routes

Open Poultry		Show Ring	
Swine		Creative Arts/Show Office	
Lamb/Goat		Ag Mec.	
Steer		Open Poultry Show	
Heifer			
Rabbit/Turkey/Broilers			

EXHIBITOR MAP

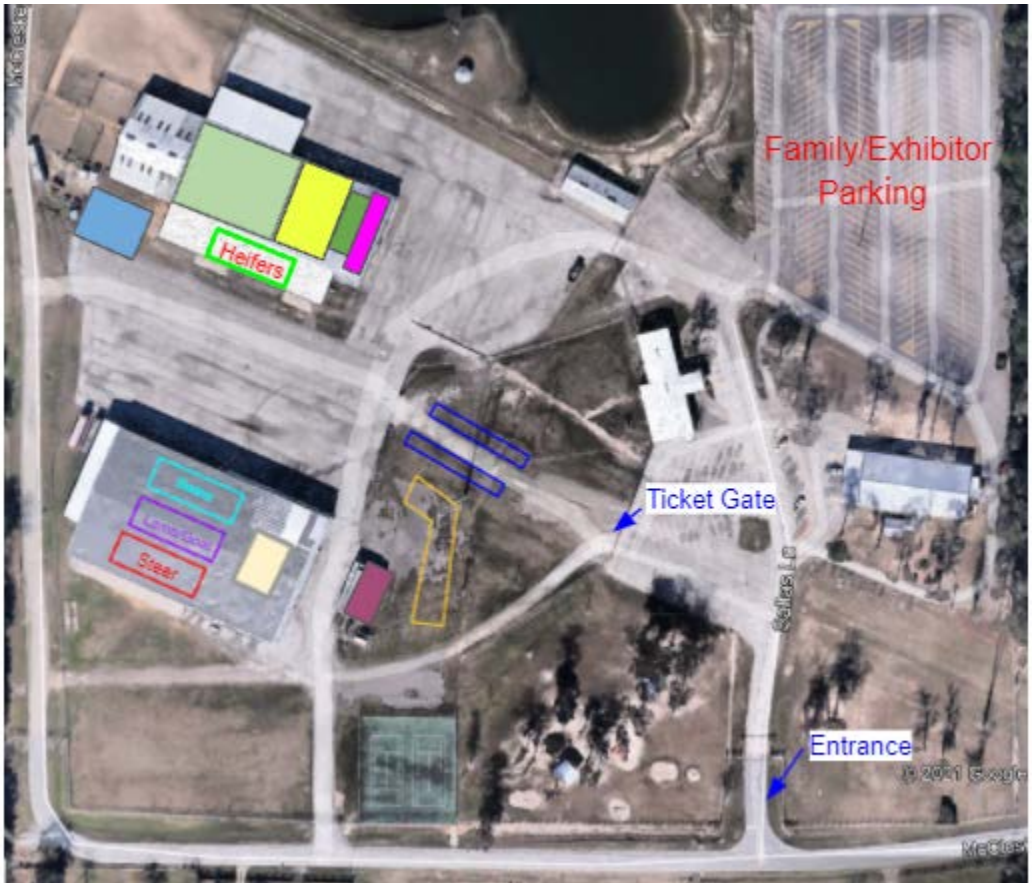

Ground Map

Show Ring		Swine Stalling	
Creative Arts/Show Office		Lamb/Goat Stalling	
Ag Mec.		Steer Staging	
Open Poultry Show		Little Rascals Rodeo	
Hay Decoration Contest		Food Truck Area	
Concessions/Restrooms		Venders	
Heifer Stalling			