

**2026  
OPEN ENTRY  
BOOK**

**INDIANA  
ARTS**



**INDIANA  
STATE FAIR**

# INDIANA ARTS

## 2026 ENTRY BOOK

Entry Department

[entry@indianastatefair.com](mailto:entry@indianastatefair.com)

Office and Fax: (317) 927-7515

### Table of Contents

Terms and Conditions .....	2
Entry Information .....	3-4
Classes & Class Descriptions .....	5-59
Vintage Arts and Antiques Division .....	5-10
Decorative Arts Division .....	11-14
Professional Fine Arts Division .....	15-17
Non-Professional Fine Arts .....	18-20
Youth Arts Division .....	21-22
Culinary Arts Division .....	23-32
Youth Culinary Arts Division .....	33-34
Sponsored Culinary Arts Division .....	35-40
Needle Arts and Sewing Division .....	41-52
Photography Division .....	53-58
Indiana State Fair Safety Information .....	59-60

Olgen Williams  
Indiana State Fair Board

**Indiana Arts Department Staff**  
Nancy Leonard – Department Superintendent  
Todd Uhl - Office Manager  
Mary Schwartz, Antiques Division Coordinator  
Kassandra Madden, Needle Arts Division Coordinator  
Lizabeth St. Clair, Needle Arts Division Coordinator  
Donna Harcourt, Decorative Arts Division Coordinator  
Pat Will, Decorative Arts Division Coordinator  
Ron Phillips, Professional Fine Arts Division  
Mark Wright, Non-Professional Arts Division and Youth Art Division Coordinator  
Brenda Nortrup, Culinary Arts Division Coordinator  
Indianapolis Professional Photographer's Guild, Photography Division Coordinator

1. **Indiana State Fair General Terms and Conditions** – By entering exhibits at the Indiana State Fair, you agree to the Indiana State Fair General Terms and Conditions.
2. **Indiana Arts General Terms and Conditions** – Please read the Indiana Arts Department Terms and Conditions, as well as each section's terms and conditions. It is the responsibility of the exhibitor to be familiar with and understand all terms and conditions concerning exhibition.
3. **Conflict of Terms and Conditions** – In the event of conflict between general and departmental terms and conditions, the latter will govern.
4. **Exhibitor Qualifications** - Entries in the Indiana Arts Department are limited to present residents of the state of Indiana.
5. **Disqualifications** – Any item that is disqualified will not be displayed during the Indiana State Fair.
6. **Disputes** – Should any dispute arise, the Indiana State Fair Executive Producer, Program and Exhibits Manager or Department Superintendent's decision is final.
7. **Damaged/Lost Items** – The Indiana State Fair Commission is not responsible for any damaged or lost items.
8. **Admission** – All exhibitors entering the Fairgrounds on or after Friday, August 2nd, must pay admission or an exhibitor ticket is required. Any exhibitor leaving the Fairgrounds, wishing to return the same day must obtain a hand stamp from the gate attendant or pay admission to re-enter. This policy will be strictly enforced. Pass outs are not permitted after 8:00pm.
9. **Exhibit Drop off** -Exhibitors that have check-in times during the Fair will receive the necessary unloading pass and admission ticket to enter the grounds on those dates specified.
10. **Judging** - Judging will be based on workmanship, preparation, and cleanliness of articles for exhibit, suitability for purpose, and beauty and originality of design as well as harmony of colors and materials. Judges shall not award prizes to unworthy exhibits, whether there is competition or not. Exhibitors will not be allowed to be in the building while judging is taking place. They will also not be allowed to talk to the judges about the exhibit pieces. The judge is the "judge and jury" and will have the final decision on exhibit pieces.
11. **Premiums** - Premiums are awarded on a class by class basis. Please review class listings for premium assignments. Regardless of the number of entries that placed in a class by one exhibitor, the exhibitor will only receive two premiums for that one class.

1. All entries must be made in accordance with the terms and conditions.
2. **Online Entry** - To enter the Indiana State Fair, please go to <https://exhibitorscorner.indianastatefair.com/> and enter online. Each exhibitor is required to pay an entry fee at the time of entry. An exhibitor will not be considered entered into the Indiana State Fair until payment is made in full. Payment can be made online with a valid credit card. Entries will not be accepted over the phone.
3. An Unloading/Load Out permit, and 6 admission tickets will be included with the department fee. Purchasing of Parking Passes are optional and are sold separately through Exhibitor's Corner.
4. **Entry Deadlines and Fees** – see below.

**Enter between May 18, 2026 – July 1, 2026**

**Department Fee: \$35**

(Includes load out permit if necessary  
and 6 admission tickets)

**Per Item Entry Fee: \$1.00** per class entered  
(Except Professional Fine Arts Classes)

**Professional Fine Arts Per Item Entry Fee:**  
\$3.00 per class entered

**Enter Between July 2, 2026 – August 6, 2026**

**Department Fee: \$55**

(Includes load out permit if necessary  
and 6 admission tickets)

**Per Item Entry Fee: \$1.00** per class entered  
(Except Professional Fine Arts Classes)

**Professional Fine Arts Per Item Entry Fee:**  
\$3.00 per class entered

5. **NO ENTRIES WILL BE ACCEPTED AFTER July 27, 2026, EXCEPT SPECIAL CULINARY CONTEST.**
6. Exceptions regarding entry dates will be made for the specialty culinary contest to the start of the competition. However, pre-entry is strongly encouraged to ensure a smooth and quick check-in.
7. Exhibits must be made or prepared by the exhibitor and shown in his or her own name (excluding the Antiques Division).
8. All exhibits must have been produced during the past three years and never before shown in any division (excluding the Antiques Division). Items cannot be entered in multiple divisions.
9. Exhibits for which there is no classification will not be accepted.
10. Any article which is not entered in the proper section will be moved to the correct section and class at check-in.
11. **Confirmation of Entry** – A confirmation email will be sent to the email address used to sign in for the account once entries have been paid in full.
12. **Exhibitor Packets** – Exhibitors will have the option to have their exhibitor packet sent to them electronically via email at no charge or have the packet mailed to them with an additional fee applied. Packets will include department information, admission tickets, unloading/load out permits, and any additional items that were purchased during time of registration. Electronic Packets (E-Packets) will be sent automatically as soon as the order has been submitted. If an exhibitor chooses to have a copy of their packet mailed to them, the Indiana State Fair Entry Department will mail out the packet if the entry is made prior to July 12. Entering on July 12 or after, packets will only be mailed if there is sufficient return mail time based on the department's arrival times. If a packet cannot be sent out, payment will have to be made to get into the fair, then packets can be picked up in the Entry Office. Refunds will not be given for gate admission and/or parking fees. **Packet information will be available to all exhibitors by logging into their Exhibitor's Corner account.** Admission tickets, unloading/load out permits, and parking passes will be scanned when coming through a gate.

## Check-in and Exhibit Release Procedures

1. **Entry Tags** – The entry tag must be securely attached to each article in the lower left hand corner before bringing it to the Fair. The claim check attached to the tag serves as the exhibitor's claim check for exhibit release. This should be removed at check-in.
2. **Exhibits** – If there is more than one item for an exhibit, fasten all articles securely together before bringing to exhibit check-in. An exhibit must only contain the number of pieces listed. Additional pieces will not be accepted.
3. **Check-in Schedule** – Please refer to the schedule on page 4.
4. **Check-in** – Exhibits must be hand delivered to the Indiana Arts Building only on specified check-in dates. No early exhibits will be accepted.
5. **Exhibit Release** – No items will be released on Sunday, August 23, 2026. Exhibits can be picked up Monday, August 24 – Tuesday, August 25. Exhibits not picked up by Tuesday, August 19 will become property of the Indiana State Fair, NO EXCEPTIONS. See designated release hours in the below schedule.
6. **Claiming of Exhibits** – Claim check or photo I.D. must be presented at the time of exhibit pick-up.

# Indiana Arts Entry Information



## Schedule

Date	Time	Description	Location
Friday, July 31	12:00pm – 6:00pm	Antiques, Decorative Arts, Professional and Non-Professional Fine Arts, Youth Art, Culinary Arts, Youth Culinary Arts, Needle Arts and Sewing, and Photography Divisions ( <i>excluding Pies and Sponsored Culinary Contests see page 27 in <a href="#">Culinary Department</a></i> ) Check-in	Indiana Arts Building
Saturday, August 1	12:00pm – 5:00pm	Antiques, Decorative Arts, Professional and Non-Professional Fine Arts, Youth Art, Culinary Arts, Youth Culinary Arts, Needle Arts and Sewing, and Photography Divisions ( <i>excluding Pies and Sponsored Culinary Contests see page 27 in <a href="#">Culinary Department</a></i> ) Check-in	Indiana Arts Building
Sunday, August 2	9:00am-5:00pm	Closed Judging	Indiana Arts Building
Tuesday, August 4	12:00pm-7:00pm	Culinary Arts Cake Category Check In, International Baked Foods, Non-Professional Regular & Theme Cake and Cookie Decorating, Youth Theme Decorated Cake & Cheesecakes Check-in	Indiana Arts Culinary Department
Saturday, August 8	8:00am-7:30pm	Pie Division Check-in	Indiana Arts Culinary Department
	9:00am-11:30am	Youth King Arthur Baking Company Contest	Indiana Arts Culinary Department
	12:00pm	Youth King Arthur Baking Company Judging	Indiana Arts Culinary Stage
Sunday, August 9	2:00pm	Make it with Wool	Indiana Arts Building
Wednesday, August 12	9:00 am – 2:30pm	Greater Midwest Foodways Alliance Family Heirloom Recipe Competition Check-in	Indiana Arts Culinary Department
	3:00pm	Greater Midwest Foodways Alliance Family Heirloom Recipe Competition Judging	Indiana Arts Culinary Stage
Thursday, August 13	6:30pm – 8:00pm	Photography Division Awards Night	Indiana Arts Building
Saturday, August 15	9:00am-11:30am	Adult King Arthur Company Contest Check-in	Indiana Arts Culinary Department
	12:00pm	Adult King Arthur Baking Company Contest Judging	Indiana Arts Culinary Stage
	9:00am-3:00pm	Burton's Maplewood Farm: Cooking with Maple Syrup Contest Check-in	Indiana Arts Culinary Department
	4:00pm	Burton's Maplewood Farm: Cooking with Maple Syrup Contest Judging	Indiana Arts Culinary Stage
Saturday, August 22	9:00am-11:30am	Slaw with Homemade Dressing Contest Check-in	Indiana Arts Culinary Department
	12:00pm	Slaw with Homemade Dressing Contest Judging	Indiana Arts Culinary Stage
	9:00am-3:30pm	Red Velvet Cupcake Check-in	Indiana Arts Culinary Department
	4:00pm	Red Velvet Cupcake Judging	Indiana Arts Culinary Stage
Sunday, August 23	9:00am	Sheep to Shawl Contest	Indiana Arts Building
Monday, August 24	11:00am-7:00pm	Exhibit Release	Indiana Arts Building
Tuesday, August 25	9:00am-3:00pm	Exhibit Release <b>(At close of business, items not picked up become property of the Indiana State Fair).</b>	Indiana Arts Building

## Vintage Arts and Antiques Division

Vintage Arts and Antiques Coordinator: Mary Schwartz – 317-849-0542

### Vintage Arts and Antiques Division Terms & Conditions:

1. Please read the Indiana State Fair, Indiana Arts Department and Antiques Division Terms and Conditions. It is the responsibility of the exhibitor to be familiar with and understand all terms and conditions concerning exhibition.
2. All items in this section must be 50 years of age or older (except where specially noted).
3. One entry per class.
4. Any exhibit not in clean or good condition will be disqualified.
5. No exhibit may be larger than 30" x 30" x 16" unless otherwise specified. Items must also weigh no more than 15 lbs.
6. Any item entered must not have been entered in the last 5 years. Classes termed "At Large" may only be used if there is not an existing class for the item.
7. **NO BOXES** will be accepted with exhibits except when stated in class list.
8. No writing, added labels, or attached pictures on entry tags.

1. .

### Category: Bottles and Jars

Class #	Class Description	Awards	Premiums
1	Indiana Dairy Bottle	1st – 3rd Ribbons, Honorable Mention	\$15-10-5
2	Medicine Bottle	1st – 3rd Ribbons, Honorable Mention	\$15-10-5
3	Liquor Bottle or Flask	1st – 3rd Ribbons, Honorable Mention	\$15-10-5
4	Indiana Bottling Company (not alcohol)	1st – 3rd Ribbons, Honorable Mention	\$15-10-5
5	Bottle at Large (not alcohol)	1st – 3rd Ribbons, Honorable Mention	\$15-10-5
6	Fruit Jar	1st-3rd Ribbons, Honorable Mention	\$15-10-5
<b>DO NOT ENTER</b>	<b>Best of Show</b>	<b>Rosette</b>	<b>\$25</b>

\* All bottles/jars must be **EMPTY AND CLEAN. NO MATERIAL IN THE BOTTLE.**

### Category: China

Class #	Class Description	Awards	Premiums
7	Teapot/Coffee Pot	1st – 3rd Ribbons, Honorable Mention	\$15-10-5
8	Decorated Vase	1st – 3rd Ribbons, Honorable Mention	\$15-10-5
9	Decorated Plate	1st – 3rd Ribbons, Honorable Mention	\$15-10-5
10	Vegetable Bowl	1st – 3rd Ribbons, Honorable Mention	\$15-10-5
11	Decorated Nippon, Pickard, Royal Bayreuth, R.S. Germany or R.S. Germany or R.S. Prussia or unmarked (single item only)	1st – 3rd Ribbons, Honorable Mention	\$15-10-5
12	Pitcher	1st – 3rd Ribbons, Honorable Mention	\$15-10-5
13	Cup and Saucer	1st – 3rd Ribbons, Honorable Mention	\$15-10-5
14	Celery/ Olive Dish	1st – 3rd Ribbons, Honorable Mention	\$15-10-5
15	Cream and Sugar	1st – 3rd Ribbons, Honorable Mention	\$15-10-5
16	China at Large	1st – 3rd Ribbons, Honorable Mention	\$15-10-5
17	Fiesta Ware	1st – 3rd Ribbons, Honorable Mention	\$15-10-5
18	Chocolate Pot	1st – 3rd Ribbons, Honorable Mention	\$15-10-5
<b>DO NOT ENTER</b>	<b>Best of Show</b>	<b>Rosette</b>	<b>\$25</b>

\* Single Item, no sets will be accepted

## Category: Glass

Class #	Class Description	Awards	Premiums
19	Art Glass (hand blown or worked except lamp or window)	1st – 3rd Ribbons, Honorable Mention	\$15-10-5
20	Decorated Vase	1st – 3rd Ribbons, Honorable Mention	\$15-10-5
21	Miniature Lamp	1st – 3rd Ribbons, Honorable Mention	\$15-10-5
22	Carnival Glass	1st – 3rd Ribbons, Honorable Mention	\$15-10-5
23	Basket	1st – 3rd Ribbons, Honorable Mention	\$15-10-5
24	Cranberry/ Ruby glass, any item	1st – 3rd Ribbons, Honorable Mention	\$15-10-5
25	Pitcher (no glasses)	1st – 3rd Ribbons, Honorable Mention	\$15-10-5
26	Patterned Press Glass Item	1st – 3rd Ribbons, Honorable Mention	\$15-10-5
27	Cut Glass	1st – 3rd Ribbons, Honorable Mention	\$15-10-5
28	Depression	1st – 3rd Ribbons, Honorable Mention	\$15-10-5
29	Cruet	1st – 3rd Ribbons, Honorable Mention	\$15-10-5
30	Toothpick Holder	1st – 3rd Ribbons, Honorable Mention	\$15-10-5
31	Dome Covered Butter Dish	1st – 3rd Ribbons, Honorable Mention	\$15-10-5
32	Glass Bowl (no greater than 10" in diameter)	1st – 3rd Ribbons, Honorable Mention	\$15-10-5
33	Glass Paperweight	1st – 3rd Ribbons, Honorable Mention	\$15-10-5
34	Glass at Large	1st – 3rd Ribbons, Honorable Mention	\$15-10-5
35	Perfume, Scent or Cologne	1st – 3rd Ribbons, Honorable Mention	\$15-10-5
36	Glass Trinket Box or Container with Lid attached or unattached	1st – 3rd Ribbons, Honorable Mention	\$15-10-5
37	Glass Plate	1st – 3rd Ribbons, Honorable Mention	\$15-10-5
<b>DO NOT ENTER</b>	<b>Best of Show</b>	<b>Rosette</b>	<b>\$25</b>

\* Single item, no sets.

## Category: Time Pieces

Class #	Class Description	Awards	Premiums
38	Gentleman's Pocket Watch or Lady's Pocket Style	1st – 3rd Ribbons, Honorable Mention	\$15-10-5
39	Clock (Shelf, Wall, etc.)	1st – 3rd Ribbons, Honorable Mention	\$15-10-5
40	Men's or Women's Wristwatch	1st – 3rd Ribbons, Honorable Mention	\$15-10-5
<b>DO NOT ENTER</b>	<b>Best of Show</b>	<b>Rosette</b>	<b>\$25</b>

# Classes and Class Descriptions



## Category: Jewelry

Class #	Class Description	Awards	Premiums
41	Art Deco, Art Nouveau	1st – 3rd Ribbons, Honorable Mention	\$15-10-5
42	Victorian	1st – 3rd Ribbons, Honorable Mention	\$15-10-5
43	Fashion/Costume Item	1st – 3rd Ribbons, Honorable Mention	\$15-10-5
44	Costume Jewelry Set (See below)	1st – 3rd Ribbons, Honorable Mention	\$15-10-5
45	Cameo (Non-Plastic)	1st – 3rd Ribbons, Honorable Mention	\$15-10-5
46	Bakelite Jewelry	1st – 3rd Ribbons, Honorable Mention	\$15-10-5
47	Christmas Pins	1st – 3rd Ribbons, Honorable Mention	\$15-10-5
48	Jewelry at Large	1st – 3rd Ribbons, Honorable Mention	\$15-10-5
49	Designer Jewelry – Must be signed with makers name on piece	1st – 3rd Ribbons, Honorable Mention	\$15-10-5
<b>DO NOT ENTER</b>	<b>Best of Show</b>	<b>Rosette</b>	<b>\$25</b>

\* One item only unless noted otherwise

\* No box will be accepted with item unless otherwise noted

\* Class 42 – Costume Jewelry Set - Must be displayed in jewelry box (Earrings and Necklace or Earrings and Bracelet)

## Category: Art Pottery

Class #	Class Description	Awards	Premiums
50	Roseville	1st – 3rd Ribbons, Honorable Mention	\$15-10-5
51	Wall Pocket	1st – 3rd Ribbons, Honorable Mention	\$15-10-5
52	Pottery at Large	1st – 3rd Ribbons, Honorable Mention	\$15-10-5
53	McCoy Pottery	1st – 3rd Ribbons, Honorable Mention	\$15-10-5
<b>DO NOT ENTER</b>	<b>Best of Show</b>	<b>Rosette</b>	<b>\$25</b>

## Category: Home Furnishings

Class #	Class Description	Awards	Premiums
54	Child's Rocking Chair or Straight Chair	1st – 3rd Ribbons, Honorable Mention	\$15-10-5
55	Radio (table model, portable)	1st – 3rd Ribbons, Honorable Mention	\$15-10-5
56	1950-1960's transistor radio	1st – 3rd Ribbons, Honorable Mention	\$15-10-5
57	Stool- May be upholstered or wooden	1st – 3rd Ribbons, Honorable Mention	\$15-10-5
<b>DO NOT ENTER</b>	<b>Best of Show</b>	<b>Rosette</b>	<b>\$25</b>

## Category: Metal

Class #	Class Description	Awards	Premiums
58	Brass Item	1st – 3rd Ribbons, Honorable Mention	\$15-10-5
59	Copper Item	1st – 3rd Ribbons, Honorable Mention	\$15-10-5
60	Doorstop	1st – 3rd Ribbons, Honorable Mention	\$15-10-5
61	Non-Mechanical Bank	1st – 3rd Ribbons, Honorable Mention	\$15-10-5
62	Metal at Large	1st – 3rd Ribbons, Honorable Mention	\$15-10-5
<b>DO NOT ENTER</b>	<b>Best of Show</b>	<b>Rosette</b>	<b>\$25</b>

## Category: Silver

Class #	Class Description	Awards	Premiums
63	Flatware (Single Item)	1st – 3rd Ribbons, Honorable Mention	\$15-10-5
64	Sterling Silver Souvenir Spoons	1st – 3rd Ribbons, Honorable Mention	\$15-10-5
65	Sterling Silver or Silver plate at Large (holloware, pitchers, tea sets)	1st-3rd Ribbons, Honorable Mention	\$15-10-5
<b>DO NOT ENTER</b>	<b>Best of Show</b>	<b>Rosette</b>	<b>\$25</b>

\* Sterling silver souvenir spoons must be secured to a frame, ryker mount or on a board (not exceeding 8.5 x 12").

**The number of spoons is not to be less than 5 and no more than 12.**

## Category: Tools

Class #	Class Description	Awards	Premiums
66	Measuring Tool (caliper, divider, ruler, etc.)	1st – 3rd Ribbons, Honorable Mention	\$15-10-5
67	Tool at Large	1st – 3rd Ribbons, Honorable Mention	\$15-10-5
<b>DO NOT ENTER</b>	<b>Best of Show</b>	<b>Rosette</b>	<b>\$25</b>

## Category: Advertising Item

Class #	Class Description	Awards	Premiums
68	Metal	1st – 3rd Ribbons, Honorable Mention	\$15-10-5
69	Wood (no paper)	1st – 3rd Ribbons, Honorable Mention	\$15-10-5
70	Textile	1st – 3rd Ribbons, Honorable Mention	\$15-10-5
71	Transportation	1st – 3rd Ribbons, Honorable Mention	\$15-10-5
72	Indiana – paper, metal or wood	1st- 3rd Ribbons, Honorable Mention	\$15-10-5
<b>DO NOT ENTER</b>	<b>Best of Show</b>	<b>Rosette</b>	<b>\$25</b>

\* No multiple items exhibited in a frame

## Category: Military or War History

Class #	Class Description	Awards	Premiums
73	Korean and World War II	1st – 3rd Ribbons, Honorable Mention	\$15-10-5
74	Spanish American War and World War I	1st – 3rd Ribbons, Honorable Mention	\$15-10-5
<b>DO NOT ENTER</b>	<b>Best of Show</b>	<b>Rosette</b>	<b>\$25</b>

\* No firearms

## Category: Photographic Items

Class #	Class Description	Awards	Premiums
75	Camera	1st – 3rd Ribbons, Honorable Mention	\$15-10-5
76	Single Photo	1st – 3rd Ribbons, Honorable Mention	\$15-10-5
<b>DO NOT ENTER</b>	<b>Best of Show</b>	<b>Rosette</b>	<b>\$25</b>

\* One single photograph only

\* No case or box for camera

\* No albums for photographs and no separate flash attachment

## Category: Organizations

Class #	Class Description	Awards	Premiums
77	4-H and FFA Memorabilia	1st – 3rd Ribbons, Honorable Mention	\$15-10-5
78	Youth Organization	1st – 3rd Ribbons, Honorable Mention	\$15-10-5
79	Fraternal Item	1st – 3rd Ribbons, Honorable Mention	\$15-10-5
<b>DO NOT ENTER</b>	<b>Best of Show</b>	<b>Rosette</b>	<b>\$25</b>

\* Single item only. Only one pin or ribbon may be displayed. No multiple items on fabric, in frame, mounted, enclosed or incased.

## Category: Fishing Equipment

Class #	Class Description	Awards	Premiums
80	Fishing Lure	1st – 3rd Ribbons, Honorable Mention	\$15-10-5
81	Fishing Reel	1st – 3rd Ribbons, Honorable Mention	\$15-10-5
<b>DO NOT ENTER</b>	<b>Best of Show</b>	<b>Rosette</b>	<b>\$25</b>

\* No boxes for lures or reels

## Category: Miscellaneous

Class #	Class Description	Awards	Premiums
82	Beer Stein	1st – 3rd Ribbons, Honorable Mention	\$15-10-5
83	World's Fair or Expo Item	1st – 3rd Ribbons, Honorable Mention	\$15-10-5
84	Ashtray, Pipe, Lighter, etc.	1st – 3rd Ribbons, Honorable Mention	\$15-10-5
85	Desk Accessory, Inkwell, Blotter, Pen, Lap Desks, etc.	1st – 3rd Ribbons, Honorable Mention	\$15-10-5
86	US Political Item	1st – 3rd Ribbons, Honorable Mention	\$15-10-5
87	Medical or Dental or Scientific Equipment	1st – 3rd Ribbons, Honorable Mention	\$15-10-5
88	Shaving or Mustache Mug	1st – 3rd Ribbons, Honorable Mention	\$15-10-5
89	Ugly Lamp Contest	1st – 3rd Ribbons, Honorable Mention	\$15-10-5
90	Comic Books	1st – 3rd Ribbons, Honorable Mention	\$15-10-5
91	Vintage Record Albums (33 1/3) 1970's & Before. Enclosed in plastic sleeve	1st-3rd Ribbons, Honorable Mention	\$15-10-5
<b>DO NOT ENTER</b>	<b>Best of Show</b>	<b>Rosette</b>	<b>\$25</b>

\* Do not display comic book in hard frames. Please use plastic sleeve.

## Category: Vintage Arts & Antiques Ugly Lamp Contest Sponsored by Zack Burgess & Burgess Auctions

Class #	Class Description	Awards	Premiums
<b>DO NOT ENTER</b>	<b>Ugly Lamp Contest</b>	<b>Rosette</b>	<b>\$75</b>

## Category: Toys

Class #	Class Description	Awards	Premiums
92	Metal Toy	1st – 3rd Ribbons, Honorable Mention	\$15-10-5
93	Children's Book	1st – 3rd Ribbons, Honorable Mention	\$15-10-5
94	Baby Boomer Toy	1st – 3rd Ribbons, Honorable Mention	\$15-10-5
95	Toy Farm Machinery	1st – 3rd Ribbons, Honorable Mention	\$15-10-5
96	Dolls at Large	1st – 3rd Ribbons, Honorable Mention	\$15-10-5
97	Toy at Large	1st – 3rd Ribbons, Honorable Mention	\$15-10-5
98	Limit of 12 Marbles displayed in Ryker mounts or in a frame – no dishes	1st – 3rd Ribbons, Honorable Mention	\$15-10-5
99	Wooden Toys	1st – 3rd Ribbons, Honorable Mention	\$15-10-5
<b>DO NOT ENTER</b>	<b>Best of Show</b>	<b>Rosette</b>	<b>\$25</b>

\* Dolls **must have stands** unless they are baby dolls or tinies

\* Dolls must be genuine, no reproduction. They should all have been made before 1960

\* No boxes will be accepted with exhibit

## Category: Quilts and Coverlets

Class #	Class Description	Awards	Premiums
100	Patchwork and Applique Quilt	1st – 3rd Ribbons, Honorable Mention	\$15-10-5
101	Bed Covering at Large (ex. coverlets, embroidered & crazy quilts)	1st-3rd Ribbons, Honorable Mention	\$15-10-5

\* Exempt from size terms and conditions

\* Coverlets & quilts should be "aired out" before being entered

## Category: Indiana

Class #	Class Description	Awards	Premiums
102	Postcard (must be Indiana scene)	1st – 3rd Ribbons, Honorable Mention	\$15-10-5
103	Indiana School	1st – 3rd Ribbons, Honorable Mention	\$15-10-5
104	500 Mile Race Item	1st – 3rd Ribbons, Honorable Mention	\$15-10-5
105	Indiana State Fair Item	1st – 3rd Ribbons, Honorable Mention	\$15-10-5
106	Book by Indiana Author	1st – 3rd Ribbons, Honorable Mention	\$15-10-5
107	Sports Memorabilia	1st – 3rd Ribbons, Honorable Mention	\$15-10-5
108	Hanging Calendars (Paper Only)	1st – 3rd Ribbons, Honorable Mention	\$15-10-5
109	County Fair & Other Town Festival Memorabilia	1st – 3rd Ribbons, Honorable Mention	\$15-10-5
<b>DO NOT ENTER</b>	<b>Best of Show</b>	<b>Rosette</b>	<b>\$25</b>

\* No multiple items in a frame

## Category: Kitchen Items

Class #	Class Description	Awards	Premiums
110	Stoneware Item	1st – 3rd Ribbons, Honorable Mention	\$15-10-5
111	Metal or Wooden Utensil	1st – 3rd Ribbons, Honorable Mention	\$15-10-5
112	Graniteware	1st – 3rd Ribbons, Honorable Mention	\$15-10-5
113	Cookie Cutter	1st – 3rd Ribbons, Honorable Mention	\$15-10-5
114	Cookie Jar	1st – 3rd Ribbons, Honorable Mention	\$15-10-5
115	Salt and Pepper Shakers	1st – 3rd Ribbons, Honorable Mention	\$15-10-5
116	Cookbook	1st – 3rd Ribbons, Honorable Mention	\$15-10-5
117	Woven Basket made of Wood, Splints or Reed	1st – 3rd Ribbons, Honorable Mention	\$15-10-5
118	Kitchen Items at Large	1st – 3rd Ribbons, Honorable Mention	\$15-10-5
<b>DO NOT ENTER</b>	<b>Best of Show</b>	<b>Rosette</b>	<b>\$25</b>

## Category: Vintage Needlework, Clothing & Accessories

Class #	Class Description	Awards	Premiums
119	Hand Embroidered Item	1st – 3rd Ribbons, Honorable Mention	\$15-10-5
120	Children's Clothing	1st – 3rd Ribbons, Honorable Mention	\$15-10-5
121	Men's or Women's Clothing	1st – 3rd Ribbons, Honorable Mention	\$15-10-5
122	Lady's Purse	1st – 3rd Ribbons, Honorable Mention	\$15-10-5
123	Hat	1st – 3rd Ribbons, Honorable Mention	\$15-10-5
124	Cane or Walking Stick	1st – 3rd Ribbons, Honorable Mention	\$15-10-5
125	Compact	1st – 3rd Ribbons, Honorable Mention	\$15-10-5
126	Ladies embroidered or Lace Handkerchief	1st – 3rd Ribbons, Honorable Mention	\$15-10-5
127	Fans	1st – 3rd Ribbons, Honorable Mention	\$15-10-5
<b>DO NOT ENTER</b>	<b>Best of Show</b>	<b>Rosette</b>	<b>\$25</b>

## Category: 2026 Indiana State Fair Theme

Class #	Class Description	Awards	Premiums
128	A Celebration of Baseball	1st – 3rd Ribbons, Honorable Mention	\$25-15-10
129	America's 250 <sup>th</sup> Birthday Theme	1st – 3rd Ribbons, Honorable Mention	\$25-15-10

## Category: Overall Antiques

Class #	Class Description	Awards	Premiums
<b>DO NOT ENTER</b>	<b>Outstanding Antique</b>	<b>Rosette</b>	<b>\$75</b>

## Decorative Arts Division

**Decorative Arts Coordinator:** Donna Harcourt – 317-946-4234 & Pat Will – 317-490-3303

### Decorative Arts Division Terms & Conditions:

1. **An exhibitor may only enter 2 items per class in the Decorative Arts Division.**
2. Please read the Indiana State Fair, Indiana Arts Department and Decorative Arts Division Terms and Conditions. It is the responsibility of the exhibitor to be familiar with and understand all terms and conditions concerning exhibition.
3. All entries suitable for hanging (pictures, wall hanging, etc.), must be ready to hang with hangers. Paintings must be wired. **No sawtooth hangers.** Exhibitors must provide stands or easels for items that need to be displayed as such.
4. Decorative art exhibits that are not hand painted will be disqualified. Decal and Airbrush work are not acceptable and will be disqualified. Designs may be original or painted from a pattern or in a class.
5. In Decorative Arts, if the exhibitor has sold more than \$500 worth of work during this year, he/she must enter the professional class. Once an exhibitor has entered as a professional, he/she may not return to non-professional classes.
6. Artists who are in the Decorative Artists Painting/Teaching Profession or doing extended exhibiting or other professionally related activities, including basketry, are considered professional artists.
7. All Decorative Arts Items that are Holiday themed must be entered in classes that specifically include holiday items.
8. Professional Fine Artists cannot enter Decorative Arts paintings. This includes Tole Painting, Watercolor or Holiday.
9. **NO NEEDLE WORK** – it will get disqualified.

### Category: Holiday Art

Class #	Class Description	Awards	Premiums
1	Hanging Holiday Decor – (No Wreaths)	1st – 3rd Ribbons, Honorable Mention	\$15-10-5
2	Holiday Wreaths	1st – 3rd Ribbons, Honorable Mention	\$15-10-5
3	Holiday Tree Ornament	1st – 3rd Ribbons, Honorable Mention	\$15-10-5
4	Angel	1st – 3rd Ribbons, Honorable Mention	\$15-10-5
5	Other than Above	1st – 3rd Ribbons, Honorable Mention	\$15-10-5
<b>DO NOT ENTER</b>	<b>Best of Show</b>	<b>Rosette</b>	<b>\$25</b>

\*Holiday Needle Art items are to be entered in the [Needle Arts and Sewing Division](#)

\* Exhibit should be ready to hang with wire hanger if appropriate

### Category: Leathercraft

Class #	Class Description	Awards	Premiums
6	Pictures, flat	1st – 3rd Ribbons, Honorable Mention	\$15-10-5
7	Pictures, embossed, 3-D	1st – 3rd Ribbons, Honorable Mention	\$15-10-5
8	Household Items	1st – 3rd Ribbons, Honorable Mention	\$15-10-5
9	Sportsman Cases, Shoulder Bag and Purses	1st – 3rd Ribbons, Honorable Mention	\$15-10-5
10	Belts	1st – 3rd Ribbons, Honorable Mention	\$15-10-5
11	Billfolds, Wallets, Checkbooks, Pocket Secretaries, Passport Cases, Coin Purses, Pocket Items etc.	1st – 3rd Ribbons, Honorable Mention	\$15-10-5
12	Notebooks, Binders	1st – 3rd Ribbons, Honorable Mention	\$15-10-5
13	<b>Wearing Apparel (No Belts)</b>	1st – 3rd Ribbons, Honorable Mention	\$15-10-5
14	Miscellaneous	1st – 3rd Ribbons, Honorable Mention	\$15-10-5
<b>DO NOT ENTER</b>	<b>Best of Show</b>	<b>Rosette</b>	<b>\$25</b>

\* All items being entered must have been made within 2 years of the competition. Items must not have been entered in the Indiana State Fair Leathercraft Competition in any preceding year. Entries must not show any kind of wear or use. All visible leatherwork will be judged

\* Pictures must have secure wire hangers, no saw tooth hangers. When a picture is too small and cannot be appropriately hung, the competitor should provide their own display stand.

\* Belts must have a buckle, keeper(s) if any, and holes must be punched correctly and appropriately for chosen buckle.

\* Book covers and notebooks (any size, any technique) must contain the book or paper pad. Ring binders must contain one sample page.

\* Household items made to hold something specific (i.e. paper towel, etc.), please include it so the entry will be functionally complete.

### Category: Cards

Class #	Class Description	Awards	Premiums
15	Handcrafted – Clean & Simple	1st – 3rd Ribbons, Honorable Mention	\$15-10-5
16	Any Holiday	1st – 3rd Ribbons, Honorable Mention	\$15-10-5
17	Stamped & Painted Cards	1st – 3rd Ribbons, Honorable Mention	\$15-10-5
18	Other than Above	1st-3rd Ribbons, Honorable Mention	\$15-10-5
<b>DO NOT ENTER</b>	<b>Best of Show</b>	<b>Rosette</b>	<b>\$25</b>

\* No computer or g-clay generated

\* All cards should be in plastic sleeves with envelopes included

## Category: Floral Design

Class #	Class Description	Awards	Premiums
19	Dried Nature Wall Hanging Arrangement	1st – 3rd Ribbons, Honorable Mention	\$15-10-5
20	Silk Flower Arrangement	1st – 3rd Ribbons, Honorable Mention	\$15-10-5
21	Tabletop Arrangement	1st – 3rd Ribbons, Honorable Mention	\$15-10-5
22	Paper Flower Arrangement	1st–3rd Ribbons, Honorable Mention	\$15-10-5
<b>DO NOT ENTER</b>	<b>Best of Show</b>	<b>Rosette</b>	<b>\$25</b>

\* Includes silk flowers and dried flowers/plants arrangements.

\* Not to exceed 4' tall or 30" tip to tip or 15 lbs. in weight. Hanging arrangements not to exceed 30" tip to tip or 10 lbs. in weight.

\* Enter holiday floral in Holiday Art Category

## Category: Contemporary Media

Class #	Class Description	Awards	Premiums
23	Alcohol ink	1st – 3rd Ribbons, Honorable Mention	\$15-10-5
24	Abstract Painting	1st – 3rd Ribbons, Honorable Mention	\$15-10-5
25	Mixed Media – Textured	1st – 3rd Ribbons, Honorable Mention	\$15-10-5
26	Black & White	1st – 3rd Ribbons, Honorable Mention	\$15-10-5
<b>DO NOT ENTER</b>	<b>Best of Show</b>	<b>Rosette</b>	<b>\$25</b>

\* Exhibits no larger than 24"x36"

\* Paintings must be secured with wire hanger. No saw tooth hangers. Entries failing to meet these conditions will not be accepted.

Please attach entry tag with string to wire hanger on back of painting.

\*Class 30 includes stamping, stenciling, and painting

## Category: Decorative Painting

Class #	Class Description	Awards	Premiums
27	Florals	1st – 3rd Ribbons, Honorable Mention	\$15-10-5
28	Landscape or seascape	1st – 3rd Ribbons, Honorable Mention	\$15-10-5
29	Colored Pencils	1st – 3rd Ribbons, Honorable Mention	\$15-10-5
30	Animals or Birds	1st – 3rd Ribbons, Honorable Mention	\$15-10-5
<b>DO NOT ENTER</b>	<b>Best of Show – Professional</b>	<b>Rosette</b>	<b>\$25</b>

## Category: Watercolor

Class #	Class Description	Awards	Premiums
31	Landscape or seascape	1st – 3rd Ribbons, Honorable Mention	\$15-10-5
32	Florals	1st – 3rd Ribbons, Honorable Mention	\$15-10-5
33	Other than Above	1st – 3rd Ribbons, Honorable Mention	\$15-10-5
<b>DO NOT ENTER</b>	<b>Best of Show</b>	<b>Rosette</b>	<b>\$25</b>

## Category: Fabric

Class #	Class Description	Awards	Premiums
34	Painted T-Shirt, Sweatshirt, Shirt or Scarf	1st – 3rd Ribbons, Honorable Mention	\$15-10-5
35	Painted Tote, Hat, Apron, Pillow or Shoes	1st – 3rd Ribbons, Honorable Mention	\$15-10-5
36	Senior Cords, Must have been painted in the last 3 years	1st – 3rd Ribbons, Honorable Mention	\$15-10-5
37	Painted Jeans	1st – 3rd Ribbons, Honorable Mention	\$15-10-5
38	Holiday Fabric – Painting, T-Shirt, Sweatshirt, etc.	1st – 3rd Ribbons, Honorable Mention	\$15-10-5
<b>DO NOT ENTER</b>	<b>Best of Show</b>	<b>Rosette</b>	<b>\$25</b>

\* Enter all Holiday Fabric painting in this category.

## Category: Wine Bottle Art

Class #	Class Description	Awards	Premiums
39	Decoupage	1st – 3rd Ribbons, Honorable Mention	\$15-10-5
40	Sculpture	1st – 3rd Ribbons, Honorable Mention	\$15-10-5
41	Painted	1st – 3rd Ribbons, Honorable Mention	\$15-10-5
42	Other than Above	1st – 3rd Ribbons, Honorable Mention	\$15-10-5
<b>DO NOT ENTER</b>	<b>Best of Show</b>	<b>Rosette</b>	<b>\$25</b>

## Category: Crafted Gourds (must be hand painted)

Class #	Class Description	Awards	Premiums
43	Seasonal (Painted or Acrylic)	1st – 3rd Ribbons, Honorable Mention	\$15-10-5
44	Cutting, Carved, Drill or embellished	1st – 3rd Ribbons, Honorable Mention	\$15-10-5
45	Other than Above	1st – 3rd Ribbons, Honorable Mention	\$15-10-5
<b>DO NOT ENTER</b>	<b>Best of Show</b>	<b>Rosette</b>	<b>\$25</b>

\* Holiday items included in this category

\* All media or combination of media

## Category: Scrapbooking

Class #	Class Description	Awards	Premiums
46	Family Life	1st – 3rd Ribbons, Honorable Mention	\$15-10-5
47	Heritage	1st – 3rd Ribbons, Honorable Mention	\$15-10-5
48	Special Occasions	1st – 3rd Ribbons, Honorable Mention	\$15-10-5
49	Holidays	1st – 3rd Ribbons, Honorable Mention	\$15-10-5
<b>DO NOT ENTER</b>	<b>Best of Show</b>	<b>Rosette</b>	<b>\$25</b>

\* Exhibit a 2-page spread in page protectors

\* **Spreads must include some journaling (handwritten and/or computer generated).**

\* Judging based on neatness, creativity and originality

\* Join or link the two pages so they can be spread open

\* Display only what is to be judged. Please remove back pages or covers. Pages will be displayed to the Departments discussion.

## Category: Recycled Crafts

Class #	Class Description	Awards	Premiums
50	Functional	1st – 3rd Ribbons, Honorable Mention	\$15-10-5
51	Decorative	1st – 3rd Ribbons, Honorable Mention	\$15-10-5
52	Other than above	1st – 3rd Ribbons, Honorable Mention	\$15-10-5
<b>DO NOT ENTER</b>	<b>Best of Show</b>	<b>Rosette</b>	<b>\$25</b>

\* Recycle Crafts are considered turning one item into another form. **Exhibit MUST include written description of the before and after, and how the completed item will be used. Photo of before item is needed.**

\* No larger than 24"x36"

## Category: Decorated Rocks

Class #	Class Description	Awards	Premiums
53	Landscape	1st – 3rd Ribbons, Honorable Mention	\$15-10-5
54	Floral	1st – 3rd Ribbons, Honorable Mention	\$15-10-5
55	Whimsical	1st – 3rd Ribbons, Honorable Mention	\$15-10-5
56	Animals	1st – 3rd Ribbons, Honorable Mention	\$15-10-5
<b>DO NOT ENTER</b>	<b>Best of Show</b>	<b>Rosette</b>	<b>\$25</b>

\* **Rocks must be hand painted**

\* Not to exceed 6"x3"

\* No mandala, dot art or decopodge

## Category: Diamond Art

Class #	Class Description	Awards	Premiums
57	Original Designs – No kits or patterns	1st – 3rd Ribbons, Honorable Mention	\$15-10-5
58	Creative Framing/Mounting – More than a frame	1st – 3rd Ribbons, Honorable Mention	\$15-10-5
59	Diamond Kit – Pattern must be included	1st – 3rd Ribbons, Honorable Mention	\$15-10-5
<b>DO NOT ENTER</b>	<b>Best of Show</b>	<b>Rosette</b>	<b>\$25</b>

\* Not to exceed 22"x29"

## Category: Busted Canvas

Class #	Class Description	Awards	Premiums
60	Painted	1st – 3rd Ribbons, Honorable Mention	\$15-10-5
61	Non-Painted	1st – 3rd Ribbons, Honorable Mention	\$15-10-5
62	Mixed Media	1st – 3rd Ribbons, Honorable Mention	\$15-10-5
63	Holiday	1st – 3rd Ribbons, Honorable Mention	\$15-10-5
<b>DO NOT ENTER</b>	<b>Best of Show</b>	<b>Rosette</b>	<b>\$25</b>

\* Project size between 8"x10" and 9"x12"

\* Project must have all raw edges covered with either paint, ribbon, or any paper product.

\* Project can be all or partially painted, may have as many embellishments as desired, not to extend more than 2 inches beyond the canvas including height, length and depth.

\* Project must consist of an opened stretched canvas, a flat canvas or sturdy cardboard and a theme.

## Category: Jewelry

Class #	Class Description	Awards	Premiums
64	Bracelets – Charm Bracelets, Stretch Bracelets, Macrame Bracelets, Friendship Bracelets	1st – 3rd Ribbons, Honorable Mention	\$15-10-5
65	Necklace – Beaded Necklace, Boho Necklace, Multistone Necklace, Shell Necklace	1st – 3rd Ribbons, Honorable Mention	\$15-10-5
66	Earrings – Whimsical Earrings, Holiday Earrings, Beaded Earrings, Stone Earrings	1st – 3rd Ribbons, Honorable Mention	\$15-10-5
67	Jewelry – Other than Above	1st – 3rd Ribbons, Honorable Mention	\$15-10-5
<b>DO NOT ENTER</b>	<b>Best of Show</b>	<b>Rosette</b>	<b>\$25</b>

\* Must be neat and display ready

\* Competitor should provide own display stand

\* Judging based on neatness, creativity and originality

## Category: 2026 Indiana State Fair Theme

Class #	Class Description	Awards	Premiums
68	A Celebration of Baseball	1st – 3rd Ribbons, Honorable Mention	<b>\$25-15-10</b>
69	America's 250 <sup>th</sup> Birthday Theme	1st – 3rd Ribbons, Honorable Mention	<b>\$25-15-10</b>

## Tablescapes Contest

### Category: Tablescapes

Class #	Class Description	Awards	Premiums
70	Tablescapes	1st – 3rd Ribbons, Honorable Mention	\$100-50-25

1. Due to space this competition will be limited to 25 entries

2. Entries will be on Friday, July 31 and Saturday, August 1. Closed Judging will take place on Sunday, August 2.

3. 34" x 34" tables will be provided for exhibitors

4. Exhibitors are required to provide all dishes, glasses, tablecloth, centerpieces and any other decorations – **Chairs will not be included or allowed due to space**

5. No perishable food or live flowers will be allowed

6. The table must be set for 4-place settings

7. There must be a printed menu for the table that you have set

## Aquarium Decorating

### Category: Aquarium Decorating

Class #	Class Description	Awards	Premiums
71	Aquarium Decorating – 10 gallon tank	1st – 3rd Ribbons, Honorable Mention	\$15-10-5
72	Aquarium Decorating (youth 8-17) – 3 gallon tank	1st – 3rd Ribbons, Honorable Mention	\$15-10-5

1. Tanks will not be provided for exhibitors

2. Tanks will be displayed without water

3. Exhibitors are to decorate a creative setup with artificial products

4. No live fish, plants or flowers will be allowed

## Jigsaw Puzzle Contest

### Category: Jigsaw Puzzle Contest

Class #	Class Description	Awards	Premiums
73	Jigsaw Puzzle Contest	1st – 3rd Ribbons, Honorable Mention	\$150-100-50

1. Due to space this competition will be limited to 30 entries

2. An 8' table and a chair will be provided for each contestant

3. Each puzzle will be the same and consist of 500 pieces

4. There will be a time limit of 2.5 hours and if no one is finished the person with the least number of remaining loose pieces will be deemed the winner

**Saturday, August 8th, 2026**

**\*Check In:**

10:00 AM – 12:00 PM on the main floor of the Indiana Arts Building

**\*Contest Begins:**

12 PM

**\*Judging:**

2:30 PM

## Professional Fine Arts Division

**Professional Fine Arts Division Coordinator:** Ron Phillips – 317-698-3868

### Professional Fine Arts Division Terms & Conditions:

1. Please read the Indiana State Fair, Indiana Arts Department and Professional Fine Arts Division Terms and Conditions. It is the responsibility of the exhibitor to be familiar with and understand all terms and conditions concerning exhibition.
2. All professional artists may choose to place their artwork up for sale in the gallery. 20% of the sale will go to the Indiana Arts Department and 80% to the artist. Exhibitor determines selling price for the art piece at check-in. The exhibitor **must fill out a consignment form and turn it in at check-in**. These forms are available online at [www.indianastatefair.com](http://www.indianastatefair.com) under the [Indiana Arts tab](#). Items that are sold must remain in the gallery throughout the fair.
3. **All work entered must be an original production of the exhibitor.** Copies of painting or published photographs are prohibited and will be disqualified. Artwork made from a kit is not acceptable in this division. Artwork must have been produced during the last 3 years.
4. A professional artist is defined as an artist or craftsman who is in the Arts and Crafts teaching profession or doing extensive exhibiting and selling of their work. Professional artists must enter under their legal name. Once exhibited as a professional in a class, an artist may not return to a non-professional status in that class.
5. All drawings, paintings and prints must be appropriately framed. Paintings on Masonite or boards must be framed. Gallery wrap is acceptable. Items may be framed in glass or Plexiglas; however, it will not be replaced if broken.
6. **Bring all pictures wired and ready to hang.** Screws, not nails, must be used to attach wire to wooden frames. **Sawtooth hangers must not be used.** The Indiana Arts Department reserves the right to reject work that is not acceptably framed.
7. Multiple framed paintings and drawings will not be accepted.
8. Prior to the exhibit delivery, **exhibit tags must be securely fastened to the upper left corner** of the back of all items except sculpture in the round, to which the tags should be attached by a cord. Entries failing to meet these conditions will not be accepted.
9. All conditions of entry, class number, classification, division, etc. must be satisfactorily and accurately met or the work will be disqualified and cannot be submitted for judgment.
10. Artwork containing content and/or subject matter termed objectionable by the Indiana Arts Department will not be displayed.
11. No items will be accepted that could cause injury to the staff when handling them. No sharp or pointed edges allowed.
12. Size limit of 48" square (including frame). Weight limit of 50 lbs. for items intended to be hung.
13. The Professional Fine Arts Department seeks to recognize sincerity, honesty, quality and originality. These factors will be major considerations in judging exhibits. There will be special judges for ceramics, plastics, computer art, woodcarving, fiber arts, woodworking, basketry, jewelry, calligraphy & china painting.
14. **No digital, mechanical, photo, or other transferring to the substrate of any kind is acceptable. You must draw and/or paint the image on your substrate yourself.**
15. Each professional exhibitor will be permitted 3 entries in any class of the professional division.



### Category: Professional Fine Arts Best of Show Sponsored by Great Frame Up

Class #	Class Description	Awards	Premiums
DO NOT ENTER	Professional Fine Arts Best of Show	Rosette	\$500

\* Awarded in the Professional Fine Arts Division for the art piece of special excellence. This award will be selected by the jury of judges from the first-place winners of each class in the Professional Fine Arts Division.

### Category: Professional Fine Arts Excellence in Painting Award Sponsored by Flanner Buchanan

Class #	Class Description	Awards	Premiums
DO NOT ENTER	Excellence in Painting Award	Rosette	\$500

\* Awarded in the Professional Fine Arts Division for the art piece of special excellence.

### Category: Professional Fine Arts Excellence in Watercolor Award Sponsored by North American Midway Entertainment

Class #	Class Description	Awards	Premiums
DO NOT ENTER	Excellence in Watercolor Award	Rosette	\$500

\* Awarded in the Professional Fine Arts Division for the art piece of special excellence.

### Category: Professional Fine Arts Excellence in Mixed Media Award Sponsored by Tri Kappa

Class #	Class Description	Awards	Premiums
DO NOT ENTER	Excellence in Mixed Media Award	Rosette	\$500

\* Awarded in the Professional Fine Arts Division for the art piece of special excellence.

## Category: Paintings

Class #	Class Description	Awards	Premiums
1	Paintings	1st – 3rd Ribbons, Honorable Mention	\$250-150-50

\* This class will include all entries in oil, acrylics, synthetics and airbrush.

\* Enter three-dimensional work in Sculpture or Mixed Media

## Category: Watercolor Paintings

Class #	Class Description	Awards	Premiums
2	Watercolor Paintings	1st – 3rd Ribbons, Honorable Mention	\$250-150-50

\* This class will include transparent or opaque and gouache watercolors. Plexiglas is preferred, but not required. Glass or Plexiglas will not be replaced if broken

## Category: Sculpture

Class #	Class Description	Awards	Premiums
3	Sculpture	1st – 3rd Ribbons, Honorable Mention	\$250-150-50

\* This class will include ceramic, wood, metals, fabric, or mixed media. Woodcarving is excluded and must be entered in the Woodworking category.

## Category: Drawings

Class #	Class Description	Awards	Premiums
4	Drawings	1st – 3rd Ribbons, Honorable Mention	\$250-150-50

\* This class will include pencil, ink and charcoal, any subject. No pastels will be accepted.

## Category: Pastels

Class #	Class Description	Awards	Premiums
5	Pastels	1st – 3rd Ribbons, Honorable Mention	\$250-150-50

\* This class will include works done in pastels, any subject. No other medium to be used.

## Category: Prints

Class #	Class Description	Awards	Premiums
6	Prints	1st – 3rd Ribbons, Honorable Mention	\$150-100-50

\* This class will include the following types or prints: wood cuts, intaglio, lithographs, linoleum, serigraphs, monoprints, etchings and collagraphs. All prints must be printed by the artist. Commercially copied prints will not be accepted.

## Category: Ceramics

Class #	Class Description	Awards	Premiums
7	Ceramics	1st – 3rd Ribbons, Honorable Mention	\$150-100-50

\* Wheel thrown, hand built or cast from artist's original work

## Category: Fiber Arts

Class #	Class Description	Awards	Premiums
8	Embellished Fabrics	1st – 3rd Ribbons, Honorable Mention	\$100-50-25

\* Embellished Fabrics – Fine art quilts, stitchery, silk screen, fabric collage machine work or a combination of the above techniques. Wall hangings must be ready to hang with rod.

## Category: Woodworking

Class #	Class Description	Awards	Premiums
9	Furniture	1st – 3rd Ribbons, Honorable Mention	\$100-50-25
10	Woodcarving	1st – 3rd Ribbons, Honorable Mention	\$100-50-25
11	Woodturning	1st – 3rd Ribbons, Honorable Mention	\$100-50-25
12	Other than above	1st – 3rd Ribbons, Honorable Mention	\$100-50-25

## Category: Calligraphy

Class #	Class Description	Awards	Premiums
13	Calligraphy	1st – 3rd Ribbons, Honorable Mention,	\$100-50-25

\* Framed and ready to hang with wires, bound book, accordion book, and three-dimensional work where calligraphy is the central element of the piece.

\* Calligraphy is the art of forming beautiful symbols by hand and arranging them well.

\* Calligraphy is defined as handwritten letters as opposed to letter forms which have been constructed and then filled in. No printed copies will be accepted.

## Category: Mixed Media

Class #	Class Description	Awards	Premiums
15	Mixed Media	1st – 3rd Ribbons, Honorable Mention	\$100-50-25

\* A combination of media, including collage

## \*Category: Indiana State Fair Plein Air Contest Sponsored by Indiana Plein Air Painters Association

Class #	Class Description	Awards	Premiums
16	Plein Air "Paint Out"	1st – 3rd Ribbons, Merits	\$100-50-25

\*Saturday, August 8, 2026

### \*Check In:

9:30am – 12:00pm  
Indiana Arts Building: Pro-Art Area  
Canvas stamped



### \*Return:

5:00pm - With canvas to same area  
6:00pm - Judging of canvas  
7:00pm - Awards

## Category: 2026 Indiana State Fair Theme

Class #	Class Description	Awards	Premiums
17	A Celebration of Baseball	1st – 3rd Ribbons, Honorable Mention	<b>\$25-15-10</b>
18	America's 250 <sup>th</sup> Birthday Theme	1st – 3rd Ribbons, Honorable Mention	<b>\$25-15-10</b>

## Non-Professional Fine Arts Division

**Non-Professional Fine Arts Division Coordinator:** Mark Wright – 317-459-4611

### Non-Professional Fine Arts Division Terms & Conditions:

1. Please read the Indiana State Fair, Indiana Arts Department and Non-Professional Fine Arts Division Terms and Conditions. It is the responsibility of the exhibitor to be familiar with and understand all terms and conditions concerning exhibition.
2. All non-professional exhibitors may choose to place their artwork up for sale in the gallery. 20% of the sale will go to the Indiana Arts Department and 80% to the artist. Exhibitor determines selling price for the art piece at check-in. The exhibitor will be expected to fill out a consignment form and turn it in at check-in. These forms will be available at check-in, as well as online at [www.indianastatefair.com](http://www.indianastatefair.com). Items that are sold must remain in the gallery throughout the fair. Offering artwork for sale in the Non-Professional gallery does not change the exhibitor's status from Non-Professional to Professional. An exhibitor may continue to enter the Non-Professional Fine Arts Division unless his/her status changes to Professional as described in Terms and Conditions in the Professional Fine Arts Division.
3. Size limit of 48" height and 48" width, including frame, for all paintings, drawings, prints and other exhibits which are intended to be hung for display.
4. Gallery wrap artwork is acceptable. Paintings on Masonite or board must be framed. The use of either glass or Plexiglas for those works which should be covered, as appropriate for the medium, is at exhibitor's discretion, however, broken glass will not be replaced.
5. **All paintings, drawings, and prints must be wired and ready to hang. Screws, not nails, must be used to attach wire to wooden frames. Saw tooth hangers or fasteners affixed with glue or adhesives are not acceptable.**
6. Prior to entry, exhibit tags must be securely fastened to the artwork on the upper left corner of the back. Exhibit tag for non-hanging items may be affixed to the bottom of the exhibit or secured by a cord. Entries failing to meet this requirement will not be accepted.
7. Non-professionals with little or no training who have not established themselves professionally, or who are art students, should make their entries in the Non-Professional Division. Once exhibited in a Professional Fine Arts Division class, an artist may not return to the Non-Professional Fine Arts Division to that same class.
8. Works developed as school, class or student activity or receiving criticism, verbal or in demonstration work from an instructor, must be considered student work and be entered in the Non-Professional Fine Arts Division.
9. Each Non-Professional exhibitor will be permitted 3 entries in class in the Non-Professional Fine Arts Division.
10. All work must be the original production of the exhibitor (excluding China Painting). Photographs or copies of paintings and published photographs are not allowed (excluding China Painting). Kits are not acceptable as 3-D artwork exhibits.
11. All exhibits shall have been produced in the last 3 years and never before shown at the Indiana State Fair.
12. An exhibitor must not submit work in both the Professional and Non-Professional Fine Arts Division.

### Category: Non-Professional Fine Arts Overall Champion

Class #	Class Description	Awards	Premiums
<b>DO NOT ENTER</b>	<b>Non-Professional Fine Arts Overall Champion</b>	<b>Rosette</b>	<b>\$100</b>

### Category: Painting and Drawing

Class #	Class Description	Awards	Premiums
1	Oil, Acrylics or Synthetics	1st – 3rd Ribbons, Honorable Mention	\$25-20-15
2	Watercolor	1st – 3rd Ribbons, Honorable Mention	\$25-20-15
3	Pastel	1st – 3rd Ribbons, Honorable Mention	\$25-20-15
4	Drawing	1st – 3rd Ribbons, Honorable Mention	\$25-20-15
5	All Mediums Portraiture	1st – 3rd Ribbons, Honorable Mention	\$25-20-15
6	Mixed Media	1st – 3rd Ribbons, Honorable Mention	\$25-20-15
<b>DO NOT ENTER</b>	<b>Best of Show</b>	<b>Rosette</b>	<b>\$25</b>

### Category: Ceramics

Class #	Class Description	Awards	Premiums
7	Wheel	1st – 3rd Ribbons, Honorable Mention	\$25-20-15
8	Hand Built	1st – 3rd Ribbons, Honorable Mention	\$25-20-15
<b>DO NOT ENTER</b>	<b>Best of Show</b>	<b>Rosette</b>	<b>\$25</b>

## Category: Weaving

Class #	Class Description	Awards	Premiums
9	Beginning Weaving (2 years or less experience, any item)	1st – 3rd Ribbons, Honorable Mention	\$25-20-15
10	Woven Rug, Wall Hanging	1st – 3rd Ribbons, Honorable Mention	\$25-20-15
11	Wearable Garments	1st – 3rd Ribbons, Honorable Mention	\$25-20-15
12	Household Items	1st – 3rd Ribbons, Honorable Mention	\$25-20-15
<b>DO NOT ENTER</b>	<b>Best Form &amp; Function</b>	<b>Rosette</b>	<b>\$25– Sponsored by Weaving Indiana</b>
<b>DO NOT ENTER</b>	<b>Best Use of Color</b>	<b>Rosette</b>	<b>\$25 – Sponsored by Weaving Indiana</b>
<b>DO NOT ENTER</b>	<b>Best of Show</b>	<b>Rosette</b>	<b>\$25</b>

\* All articles must be hand-woven and finished by the person in whose name they are exhibited and must have been made within the past 3 years. Preparation of the loom for weaving must be done by the entrant. Where 2 or more textiles make an entry, they should be securely fastened together. Hand-woven textiles will be judged on the basis of color and design, functional use, suitability of yarns and skill weaving.

## Category: Jewelry

Class #	Class Description	Awards	Premiums
13	Jewelry	1st – 3rd Ribbons, Honorable Mention	\$25-20-15

\* Precious metal, mixed media, set with stones, enameled

## Category: Glass

Class #	Class Description	Awards	Premiums
14	Glass	1st – 3rd Ribbons, Honorable Mention	\$25-20-15

\* Stained glass and other hand-created glass objects

## Category: Beadwork

Class #	Class Description	Awards	Premiums
15	Bead Weaving or Embroidery	1st – 3rd Ribbons, Honorable Mention	\$25-20-15
16	Bead/Component Stringing	1st – 3rd Ribbons, Honorable Mention	\$25-20-15

\* Must be at least 75% beads.

## Category: Printed and Dyed Textiles

Class #	Class Description	Awards	Premiums
17	Batik, Tie-dye, other techniques	1st – 3rd Ribbons, Honorable Mention	\$25-20-15

## Category: Woodwork

Class #	Class Description	Awards	Premiums
18	Furniture	1st – 3rd Ribbons, Honorable Mention	\$25-20-15
19	Clocks, Home Decor, Ornamental, Functional	1st – 3rd Ribbons, Honorable Mention	\$25-20-15
20	Novelty Pieces, Toys, Replicas	1st – 3rd Ribbons, Honorable Mention	\$25-20-15
21	Woodcarving	1st – 3rd Ribbons, Honorable Mention	\$25-20-15
22	Woodturning	1st – 3rd Ribbons, Honorable Mention	\$25-20-15
23	Wood Burning	1st – 3rd Ribbons, Honorable Mention	\$25-20-15
<b>DO NOT ENTER</b>	<b>Best of Show</b>	<b>Rosette</b>	<b>\$25</b>

## Category: Basketry

Class #	Class Description	Awards	Premiums
24	Basketry	1st – 3rd Ribbons, Honorable Mention	\$25-20-15

\* Any article woven of reed, it may include specialty materials such as leather, wool, paper twist, etc. but you should be mostly reed. The term reed may include such materials as pine needles, cane and wood splints. No limits on size.

\* Baskets may be woven on wooden bases, metal frames or other similar items.

## Category: Calligraphy

Class #	Class Description	Awards	Premiums
25	Framed Calligraphy	1st – 3rd Ribbons, Honorable Mention	\$25-20-15
<b>DO NOT ENTER</b>	Elmer Streich Calligraphy Award (Selected by Calligraphy Guild of Indiana)	<b>Rosette</b>	<b>\$25</b>

\* Framed and ready to hang with wires, bound book, accordion book, and three-dimensional work where calligraphy is the central element of the piece.

\* Calligraphy is the art of forming beautiful symbols by hand and arranging them well.

\* Calligraphy is defined as handwritten letters as opposed to letter forms which have been constructed and then filled in. Only original designs will be accepted. No printed copies.

## Category: Lego Originals

Class #	Class Description	Awards	Premiums
26	Legos	1st – 3rd Ribbons, Honorable Mention	\$25-20-15

\* Up to 24 x 24

\* Must be originals

\* Fair staff is not responsible for maintaining the structure of the Lego entries

## Category: Models & Diorama Scenes

Class #	Class Description	Awards	Premiums
27	Models & Diorama Scenes	1st – 3rd Ribbons, Honorable Mention	\$25-20-15

## Category: 2025 Indiana State Fair Theme

Class #	Class Description	Awards	Premiums
28	A Celebration of Baseball	1st – 3rd Ribbons, Honorable Mention	\$25-15-10
29	America's 250 <sup>th</sup> Birthday Theme	1st – 3rd Ribbons, Honorable Mention	\$25-15-10

\*Any medium can be used

## Youth Arts Division

Youth Arts Division Coordinator: Mark Wright – 317-459-4611

### Youth Arts Division Terms & Conditions:

1. Please read the Indiana State Fair, Indiana Arts Department and Youth Arts Division Terms and Conditions. It is the responsibility of the exhibitor to be familiar with and understand all terms and conditions concerning exhibition.
2. Youth artists will enter their respective grade classes. The grade will be determined by the 2024-2025 school year.
3. **All paintings and drawings intended to be hung for display must be appropriately framed and have a wire securely attached to the back.** Gallery wrap artwork is acceptable. Screws, not nails, must be used to attach wire to wooden frames. Saw tooth hangers and fasteners affixed with glue or adhesives are not acceptable. The use of either glass or Plexiglas for those works which should be covered, as appropriate for the medium, is at the exhibitor's discretion; however, broken glass will not be replaced.
4. Size limit of 48" height and 48" width, including frame, for all paintings, drawings, prints and other exhibits which are intended to be hung for display.
5. **An exhibitor is limited to 3 entries in each category.**
6. Entry tags must be securely attached to the upper left-hand corner on the back of framed work. All other items must have the entry tag securely attached to the item. Non-Hanging exhibits may have entry tags affixed to bottom or secured by a cord.
7. All work must be the original production of the exhibitor. Photographs or copies of paintings and published photographs are not allowed. Kits are not acceptable as 3-D artwork exhibits.

### Category: Oil and Acrylics

Class #	Class Description	Awards	Premiums
1	1 <sup>st</sup> – 3 <sup>rd</sup> Grade	1st – 3rd Ribbons, Honorable Mention	\$20-15-10
2	4 <sup>th</sup> – 6 <sup>th</sup> Grade	1st – 3rd Ribbons, Honorable Mention	\$20-15-10
3	7 <sup>th</sup> – 9 <sup>th</sup> Grade	1st – 3rd Ribbons, Honorable Mention	\$20-15-10
4	10 <sup>th</sup> – 12 <sup>th</sup> Grade	1st – 3rd Ribbons, Honorable Mention	\$20-15-10
<b>DO NOT ENTER</b>	<b>Best of Show</b>	<b>Rosette</b>	<b>\$25</b>

### Category: Watercolor, Pastel, and Mixed Media

Class #	Class Description	Awards	Premiums
5	1 <sup>st</sup> – 3 <sup>rd</sup> Grade	1st – 3rd Ribbons, Honorable Mention	\$20-15-10
6	4 <sup>th</sup> – 6 <sup>th</sup> Grade	1st – 3rd Ribbons, Honorable Mention	\$20-15-10
7	7 <sup>th</sup> – 9 <sup>th</sup> Grade	1st – 3rd Ribbons, Honorable Mention	\$20-15-10
8	10 <sup>th</sup> – 12 <sup>th</sup> Grade	1st – 3rd Ribbons, Honorable Mention	\$20-15-10
<b>DO NOT ENTER</b>	<b>Best of Show</b>	<b>Rosette</b>	<b>\$25</b>

### Category: Pen & Pencil

Class #	Class Description	Awards	Premiums
9	1 <sup>st</sup> – 3 <sup>rd</sup> Grade	1st – 3rd Ribbons, Honorable Mention	\$20-15-10
10	4 <sup>th</sup> – 6 <sup>th</sup> Grade	1st – 3rd Ribbons, Honorable Mention	\$20-15-10
11	7 <sup>th</sup> – 9 <sup>th</sup> Grade	1st – 3rd Ribbons, Honorable Mention	\$20-15-10
12	10 <sup>th</sup> – 12 <sup>th</sup> Grade	1st – 3rd Ribbons, Honorable Mention	\$20-15-10
<b>DO NOT ENTER</b>	<b>Best of Show</b>	<b>Rosette</b>	<b>\$25</b>

### Category: Ceramics

Class #	Class Description	Awards	Premiums
13	1 <sup>st</sup> – 3 <sup>rd</sup> Grade	1st – 3rd Ribbons, Honorable Mention	\$20-15-10
14	4 <sup>th</sup> – 6 <sup>th</sup> Grade	1st – 3rd Ribbons, Honorable Mention	\$20-15-10
15	7 <sup>th</sup> – 9 <sup>th</sup> Grade	1st – 3rd Ribbons, Honorable Mention	\$20-15-10
16	10 <sup>th</sup> – 12 <sup>th</sup> Grade	1st – 3rd Ribbons, Honorable Mention	\$20-15-10
<b>DO NOT ENTER</b>	<b>Best of Show</b>	<b>Rosette</b>	<b>\$25</b>

## Category: Sculpture (Glass, Wood, Metals, Fabric, Mixed Media)

Class #	Class Description	Awards	Premiums
17	1 <sup>st</sup> – 3 <sup>rd</sup> Grade	1st – 3rd Ribbons, Honorable Mention	\$20-15-10
18	4 <sup>th</sup> – 6 <sup>th</sup> Grade	1st – 3rd Ribbons, Honorable Mention	\$20-15-10
19	7 <sup>th</sup> – 9 <sup>th</sup> Grade	1st – 3rd Ribbons, Honorable Mention	\$20-15-10
20	10 <sup>th</sup> – 12 <sup>th</sup> Grade	1st – 3rd Ribbons, Honorable Mention	\$20-15-10
<b>DO NOT ENTER</b>	<b>Best of Show</b>	<b>Rosette</b>	<b>\$25</b>

\* This class will include ceramic, wood, metals, fabric, or mixed media. Woodcarving is excluded and must be entered in the Wood Art category.

## Category: Jewelry

Class #	Class Description	Awards	Premiums
21	1 <sup>st</sup> – 6 <sup>th</sup> Grade	1st – 3rd Ribbons, Honorable Mention	\$20-15-10
22	7 <sup>th</sup> – 12 <sup>th</sup> Grade	1st – 3rd Ribbons, Honorable Mention	\$20-15-10
<b>DO NOT ENTER</b>	<b>Best of Show</b>	<b>Rosette</b>	<b>\$25</b>

## Category: Wood Art (Wood Burning, Wood Carving, Wood Turning, Furniture, Toys)

Class #	Class Description	Awards	Premiums
23	1 <sup>st</sup> – 6 <sup>th</sup> Grade	1st – 3rd Ribbons, Honorable Mention	\$20-15-10
24	7 <sup>th</sup> – 12 <sup>th</sup> Grade	1st – 3rd Ribbons, Honorable Mention	\$20-15-10
<b>DO NOT ENTER</b>	<b>Best of Show</b>	<b>Rosette</b>	<b>\$25</b>

## Category: Calligraphy

Class #	Class Description	Awards	Premiums
25	7 <sup>th</sup> – 12 <sup>th</sup> Grade	1st – 3rd Ribbons, Honorable Mention	\$20-15-10
<b>DO NOT ENTER</b>	<b>Best of Show</b>	<b>Rosette</b>	<b>\$25</b>

\* Framed and ready to hang with wires, bound book, accordion book, and three-dimensional work where calligraphy is the central element of the piece.

\* Calligraphy is the art of forming beautiful symbols by hand and arranging them well.

\* Calligraphy is defined as handwritten letters as opposed to letter forms which have been constructed and then filled in. Only original designs will be accepted. No printed copies.

## Category: Legos

Class #	Class Description	Awards	Premiums
26	1 <sup>st</sup> – 3 <sup>rd</sup> Grade	1st – 3rd Ribbons, Honorable Mention	\$20-15-10
27	4 <sup>th</sup> – 6 <sup>th</sup> Grade	1st – 3rd Ribbons, Honorable Mention	\$20-15-10
28	7 <sup>th</sup> – 9 <sup>th</sup> Grade	1st – 3rd Ribbons, Honorable Mention	\$20-15-10
29	10 <sup>th</sup> – 12 <sup>th</sup> Grade	1st – 3rd Ribbons, Honorable Mention	\$20-15-10
<b>DO NOT ENTER</b>	<b>Best of Show</b>	<b>Rosette</b>	<b>\$25</b>

\* Lego entries may be no longer than 18" wide x 24" long x 18" high and should be submitted on a Lego base affixed to foam core board.

\* Entries should be solidly constructed to allow for displaying

\* Fair staff is not responsible for maintaining the structure of the Lego entries

## Category: 2026 Indiana State Fair Theme

Class #	Class Description	Awards	Premiums
30	A Celebration of Baseball	1st – 3rd Ribbons, Honorable Mention	<b>\$25-15-10</b>
31	A Celebration of Baseball - Lego	1st – 3rd Ribbons, Honorable Mention	<b>\$25-15-10</b>
32	America's 250 <sup>th</sup> Birthday Theme	1st – 3rd Ribbons, Honorable Mention	<b>\$25-15-10</b>

\* ONE ENTRY PER PERSON.

\* Must be a representation of the Indiana State Fair Theme

\* Any medium can be used

## Category: Youth Arts Overall Champion

Class #	Class Description	Awards	Premiums
<b>DO NOT ENTER</b>	<b>Youth Arts Overall Champion</b>	<b>Rosette</b>	<b>\$75</b>

## Culinary Arts Division

**Culinary Arts Division Coordinator:** Brenda Nortrup – 317-439-7571

*All questions regarding entry should be directed to the Entry Department – 317-927-7515*

### Culinary Exhibits Check-In Schedule

**Friday, July 31** — 12:00pm - 6:00pm

**Saturday, August 1** — 12:00pm - 5:00pm

- Food Preservation
- Dips or Spreads
- Brownies
- Specialty Diet
- Candy
- Cookies
- **Youth:** Cookies, Brownies, Cakes (Single or Multiple Layer), Theme Decorated Cakes
- Bar Desserts
- Breads
- Honey Foods
- Create with a Mix
- American Dairy Category
- Decorated Cakes & Theme Decorated Cakes & Cookies

**Tuesday, August 4** — 12:00pm - 7:00pm

- International Foods
- Adult Cakes (Single & Multiple Layer)
- Cheesecakes
- Ugly Cakes
- Decorated Cakes (Adult & Youth)
- Theme Decorated Cookies (*See #14 below*)

**Saturday, August 9** — 8:00am - 7:30pm

- Pies

*Enter through Gate 1. Drop off pies at the southwest corner of the Indiana Arts Building, then park elsewhere.*

### Sponsored Culinary Contests

- See individual contest descriptions (after Youth Culinary Arts Division).

*Enter through Gate 1 **Early** to unload items, then park elsewhere*

### Culinary Arts Division Terms & Conditions:

1. Please read the Indiana State Fair, Indiana Arts Department and Culinary Arts Division Terms and Conditions. It is the responsibility of the exhibitor to be familiar with and understand all terms and conditions concerning exhibition.
2. **All entries must be accompanied by an accurate and complete recipe.** All recipes must be typed on an 8 ½" x 11" sheet of paper. **Please include:** The entry #, category name (such as Cookies), class number and name (56 -chocolate chip without nuts) **TYPED AT THE TOP OF THE PAGE.** Recipe comes next and includes the list and quantities of ingredients, the complete directions for making the item, the number of servings and prep time. Then please put your NAME, address & phone number **AT THE BOTTOM OF THE PAGE.**
3. All recipes become property of the Indiana State Fair.
4. Punch hole in plate at edge and attach entry tag with twisty, place into a zip lock type bag, where class number, bar code and name can be easily seen. No scotch tape. Place recipe inside the bag, under the plate with your name folded under and visible through the plastic.
5. All food exhibits, except for decorated cakes and food preservation exhibits, will be disposed of by the Indiana Arts Department in accordance with the terms and conditions of the Indiana State Board of Health.
6. **New Food Safety Regulation:** Fillings, frostings, glazes and meringues are not permitted to contain cream cheese, sour cream, heavy cream or whipped cream if they are not fully cooked/baked. These items are allowed as ingredients in food products IF the final product is cooked/baked. Additionally, raw milk, raw milk products or uncooked eggs/egg whites are not permitted. Eggs/egg whites that have been cooked to 160 degrees F (i.e. pasteurized OR included as part of a batter and baked) are acceptable. No home-canned fruits, vegetables or meats are permitted as ingredients in food products.
7. Contestants should carefully wash their hands and make sure that their hands do not have any open cuts before preparing foods.
8. **If you enter in youth, you cannot enter as an adult in the same category.**
9. **A recipe can only be entered in one class.**
10. More than one different recipe may be entered in the same class. For example, you may enter 2 different recipes of chocolate chips cookies in the same class.
11. **All culinary ribbons MUST be picked up during the fair or at exhibit release. Ribbons will no longer be mailed.**
12. An exhibit entered in the incorrect class may be transferred to the appropriate class at the discretion of the department coordinator prior to the start of judging.
13. **NO LATE ENTRIES WILL BE ACCEPTED.** Exhibits must be checked in with the food.
14. Baked and Decorated Cakes and International Baked Foods can be turned in on Friday or Saturday with the other categories if you cannot make another trip to the fairgrounds on Tuesday. We can refrigerate the items to help keep them fresh until they are (closed) judged on Wednesday. (Be sure to bring them in a well-sealed container if you do.)

## NEW FOR THIS YEAR:

1. Food Preservation new Jams and Preserves Class – Pepper Jelly (Preserves) class.
2. Dips or Spreads – Nut Butter removed. Fresh Salsa added. Some class names clarified. “Dips for Vegetables” (not dips containing vegetables).
3. Specialty Diet – more clarification.
4. Cookies – Butter/Shortbread Class added.
5. Sourdough Bread added as a separate category.
6. Single Layer Cake – Applesauce or Other Fruit or Nut changed to Fruit or Nut; Chocolate Fudge changed to Chocolate
7. Pies - Apricot & Raspberry removed and replaced with Other Single Fruit Pie Non-Refrigerated.
8. Sponsored Contests – Youth King Arthur Baking Company Contest now all make the same recipe which is listed after the contest description.
9. Red Velvet Cupcakes & Slaw with Homemade Dressing (zucchini, carrot, cabbage, broccoli, etc.)
10. Reminder – Recipes that win “Best of Show” cannot be used again in any class. That exact original recipe is now retired.

## Category: Dehydrated

Class #	Class Description	Awards	Premiums
1	Fruits	1st – 3rd Ribbons, Honorable Mention	\$15-10-5
2	Vegetables	1st – 3rd Ribbons, Honorable Mention	\$15-10-5
3	Herbs	1st – 3rd Ribbons, Honorable Mention	\$15-10-5
<b>DO NOT ENTER</b>	<b>Best of Show</b>	<b>Rosette</b>	<b>\$25</b>

*\*Dehydrated items must be exhibited in standard colorless glass canning jar (no decorations). Jar rings must be exhibited on jars with No added ornamentation.*

*\*Entry tag needs to be securely fastened to the neck of the jar with a rubber band.*

*\*Each jar should be clearly labeled with product name and date of dehydration.*

*\*All products must have been dehydrated since July 1, 2025.*

*\*Judging based on variety, taste and compliance*

*\* All entries must be accompanied by an accurate and complete recipe. All recipes must be typed on an 8 ½” x 11” sheet of paper. More details can be found on rule #2 under the Culinary Arts Division Terms & Conditions.*

## Food Preservation Category Rules

1. Categories: Jellies, Jams & Preserves, Butters, Pickles, Relishes, Canned Fruits, Vegetables and Sauces.
2. Entry tag fastened to the neck of the jar with a rubber band.
3. Canning jar labeled with product name and date of processing.
4. All products must be exhibited in a standard colorless glass canning jar no smaller than Half-pint (8oz). NO decorations. Jar rings must be exhibited on jar with no added ornamentations. All products must have been canned since July 1, 2025.
5. No fancy packs
6. All food must be processed by water bath or pressure canner according to current USDA Standards.  
<http://nchfp.uga.edu/resources> Unsealed jars will be disqualified.
7. Jars may be opened at the discretion of the judge.
8. Judging based on variety, taste and compliance.
9. All entries must be accompanied by an accurate and complete recipe typed on an 8 ½” x 11” sheet of paper. More details can be found on rule #2 under the Culinary Arts Division Terms & Conditions.

## Category: Jellies

Class #	Class Description	Awards	Premiums
4	Any Single Berry	1st – 3rd Ribbons, Honorable Mention	\$15-10-5
5	Any Single Fruit	1st – 3rd Ribbons, Honorable Mention	\$15-10-5
6	Multiple Fruit	1st – 3rd Ribbons, Honorable Mention	\$15-10-5
7	Other than Above	1st – 3rd Ribbons, Honorable Mention	\$15-10-5
<b>DO NOT ENTER</b>	<b>Best of Show</b>	<b>Rosette</b>	<b>\$25</b>

## Category: Jams and Preserves

Class #	Class Description	Awards	Premiums
8	Blackberry	1st – 3rd Ribbons, Honorable Mention	\$15-10-5
9	Peach	1st – 3rd Ribbons, Honorable Mention	\$15-10-5
10	Black Raspberry & Red Raspberry	1st – 3rd Ribbons, Honorable Mention	\$15-10-5
11	Marmalades	1st – 3rd Ribbons, Honorable Mention	\$15-10-5
12	Strawberry	1st – 3rd Ribbons, Honorable Mention	\$15-10-5
13	Mixed Fruit	1st – 3rd Ribbons, Honorable Mention	\$15-10-5
14	Any Berry Jam	1st – 3rd Ribbons, Honorable Mention	\$15-10-5
15	Pepper Jelly (Preserves)	1st – 3rd Ribbons, Honorable Mention	\$15-10-5
16	Other than Above	1st – 3rd Ribbons, Honorable Mention	\$15-10-5
<b>DO NOT ENTER</b>	<b>Best of Show</b>	<b>Rosette</b>	<b>\$25</b>

## Category: Butters

Class #	Class Description	Awards	Premiums
17	Any Fruit Butter Flavor	1st – 3rd Ribbons, Honorable Mention	\$15-10-5

## Category: Pickles

Class #	Class Description	Awards	Premiums
18	Bread and Butter	1st – 3rd Ribbons, Honorable Mention	\$15-10-5
19	Dill	1st – 3rd Ribbons, Honorable Mention	\$15-10-5
20	Other than Above	1st – 3rd Ribbons, Honorable Mention	\$15-10-5
<b>DO NOT ENTER</b>	<b>Best of Show</b>	<b>Rosette</b>	<b>\$25</b>

## Category: Relishes

Class #	Class Description	Awards	Premiums
21	Corn	1st – 3rd Ribbons, Honorable Mention	\$15-10-5
22	Sweet	1st – 3rd Ribbons, Honorable Mention	\$15-10-5
23	Salsa (Not Fresh)	1st – 3rd Ribbons, Honorable Mention	\$15-10-5
24	Other than Above	1st – 3rd Ribbons, Honorable Mention	\$15-10-5
<b>DO NOT ENTER</b>	<b>Best of Show</b>	<b>Rosette</b>	<b>\$25</b>

## Category: Canned Fruits & Canned Vegetables

Class #	Class Description	Awards	Premiums
25	Fruit Based Sauce	1st – 3rd Ribbons, Honorable Mention	\$15-10-5
26	Fruit or pie filling	1st – 3rd Ribbons, Honorable Mention	\$15-10-5
27	Vegetables	1st – 3rd Ribbons, Honorable Mention	\$15-10-5
<b>DO NOT ENTER</b>	<b>Best of Show</b>	<b>Rosette</b>	<b>\$25</b>

## Category: Sauces

Class #	Class Description	Awards	Premiums
28	Tomato Based Sauce	1st – 3rd Ribbons, Honorable Mention	\$15-10-5
29	Barbecue Sauce	1st – 3rd Ribbons, Honorable Mention	\$15-10-5
30	Other than Above	1st – 3rd Ribbons, Honorable Mention	\$15-10-5
<b>DO NOT ENTER</b>	<b>Best of Show</b>	<b>Rosette</b>	<b>\$25</b>

## Category: Dips or Spreads

Class #	Class Description	Awards	Premiums
31	Dip for Fruit	1st – 3rd Ribbons, Honorable Mention	\$15-10-5
32	Dip for Vegetables	1st – 3rd Ribbons, Honorable Mention	\$15-10-5
31	Dip for Chip (excluding Salsa)	1st – 3rd Ribbons, Honorable Mention	\$15-10-5
34	Hummus Dip	1st – 3rd Ribbons, Honorable Mention	\$15-10-5
35	Cheese Dip	1st – 3rd Ribbons, Honorable Mention	\$15-10-5
36	Fresh Salsa	1st – 3rd Ribbons, Honorable Mention	\$15-10-5
<b>DO NOT ENTER</b>	<b>Best of Show</b>	<b>Rosette</b>	<b>\$25</b>

\* 1 cup of dip in disposable container with secure lid constitutes as a complete exhibit

\* For food safety, please bring dips in a cooler to check-in

\* Attach entry tag to container with rubber band, if possible

## Category: Brownies

Class #	Class Description	Awards	Premiums
37	Brownies, not frosted	1st – 3rd Ribbons, Honorable Mention	\$15-10-5
38	Frosted Brownies	1st – 3rd Ribbons, Honorable Mention	\$15-10-5
39	Brownies containing nuts	1st – 3rd Ribbons, Honorable Mention	\$15-10-5
40	Caramel Brownies	1st – 3rd Ribbons, Honorable Mention	\$15-10-5
41	Peanut Butter Brownies	1st – 3rd Ribbons, Honorable Mention	\$15-10-5
42	Other than Above	1st – 3rd Ribbons, Honorable Mention	\$15-10-5
<b>DO NOT ENTER</b>	<b>Best of Show</b>	<b>Rosette</b>	<b>\$25</b>

\* 6 brownies constitute as a complete exhibit.

\* Brownies must be on a firm white paper or disposable plate

\* Secure entry tag with a twisty to the plate so the tag is visible in a zip plastic bag

\* Brownies should not be warm

## Category: Specialty Diet

Class #	Class Description	Awards	Premiums
43	Cookies Gluten Free	1st – 3rd Ribbons, Honorable Mention	\$15-10-5
44	Cakes Gluten Free	1st – 3rd Ribbons, Honorable Mention	\$15-10-5
45	Other than above or Vegan & Low or no sugar	1st – 3rd Ribbons, Honorable Mention	\$15-10-5
DO NOT ENTER	Best of Show	Rosette	<b>\$25</b>

\* Make your favorite bread, cake, cookies, brownies, or snack for a specialty diet such as diabetes, heart disease, Celiac disease, food allergies, vegan etc.

\* 1 Standard loaf of bread OR 1 cake OR 6 cookies OR 6 brownies OR 2 cups of a snack constitute as a complete exhibit

\* With your recipe, please include the dietary restrictions for which this recipe is designed. (salt free, gluten free, sugar free, dairy free, low fat, vegan etc.) and the brand of flour used.

## Category: Candy

Class #	Class Description	Awards	Premiums
46	Chocolate Fudge	1st – 3rd Ribbons, Honorable Mention	\$15-10-5
47	Peanut Butter Fudge	1st – 3rd Ribbons, Honorable Mention	\$15-10-5
48	Any Other Fudge	1st – 3rd Ribbons, Honorable Mention	\$15-10-5
49	English Toffee	1st – 3rd Ribbons, Honorable Mention	\$15-10-5
50	Caramel Corn (2 cups on a plate)	1st – 3rd Ribbons, Honorable Mention	\$15-10-5
51	Caramels (No chocolate coating)	1st – 3rd Ribbons, Honorable Mention	\$15-10-5
52	Brittle	1st – 3rd Ribbons, Honorable Mention	\$15-10-5
53	Chocolate Covered Candies (creams, caramels, cherries, mint, etc. )	1st – 3rd Ribbons, Honorable Mention	\$15-10-5
54	Other than Above	1st – 3rd Ribbons, Honorable Mention	\$15-10-5
55	Microwave Candy	1st – 3rd Ribbons, Honorable Mention	\$15-10-5
DO NOT ENTER	Best of Show	Rosette	<b>\$25</b>

\* 9 pieces of candy constitute as a complete exhibit

\* Candy must be on a firm white paper or disposable plate.

\* Secure entry tag with a twisty to the plate so the tag is visible in a zip plastic bag

## Category: Cookies

Class #	Class Description	Awards	Premiums
56	Chocolate Chip without nuts	1st – 3rd Ribbons, Honorable Mention	\$15-10-5
57	Chocolate Chip with nuts	1st – 3rd Ribbons, Honorable Mention	\$15-10-5
58	Coconut Macaroons	1st – 3rd Ribbons, Honorable Mention	\$15-10-5
59	Lemon or Lime	1st – 3rd Ribbons, Honorable Mention	\$15-10-5
60	Filled or Sandwich	1st – 3rd Ribbons, Honorable Mention	\$15-10-5
61	Ginger	1st – 3rd Ribbons, Honorable Mention	\$15-10-5
62	Biscotti	1st – 3rd Ribbons, Honorable Mention	\$15-10-5
63	Crinkle Cookies	1st – 3rd Ribbons, Honorable Mention	\$15-10-5
64	Mexican Wedding Cake	1st – 3rd Ribbons, Honorable Mention	\$15-10-5
65	Nut	1st – 3rd Ribbons, Honorable Mention	\$15-10-5
66	Oatmeal	1st – 3rd Ribbons, Honorable Mention	\$15-10-5
67	Orange	1st – 3rd Ribbons, Honorable Mention	\$15-10-5
68	Peanut Butter	1st – 3rd Ribbons, Honorable Mention	\$15-10-5
69	Pineapple	1st – 3rd Ribbons, Honorable Mention	\$15-10-5
70	Holiday Cookies	1st – 3rd Ribbons, Honorable Mention	\$15-10-5
71	Sugar (not iced)	1st – 3rd Ribbons, Honorable Mention	\$15-10-5
72	Unbaked	1st – 3rd Ribbons, Honorable Mention	\$15-10-5
73	Molasses	1st – 3rd Ribbons, Honorable Mention	\$15-10-5
74	Snickerdoodle	1st – 3rd Ribbons, Honorable Mention	\$15-10-5
75	Butter/Shortbread Cookie	1st – 3rd Ribbons, Honorable Mention	\$15-10-5
76	Other than Above	1st – 3rd Ribbons, Honorable Mention	\$15-10-5
DO NOT ENTER	Best of Show	Rosette	<b>\$25</b>

\* 6 cookies constitute as a complete exhibit.

\* Cookies must be on a firm white paper or disposable plate

\* Secure entry tag with a twisty to the plate so the tag is visible in a zip plastic bag

\* Cookies should not be warm

## Category: Bar Desserts

Class #	Class Description	Awards	Premiums
77	Pumpkin or Zucchini Bars	1st – 3rd Ribbons, Honorable Mention	\$15-10-5
78	Fruit Bars – Raspberry, persimmons, etc.	1st – 3rd Ribbons, Honorable Mention	\$15-10-5
79	Lemon Bars	1st – 3rd Ribbons, Honorable Mention	\$15-10-5
80	Blonde Brownies - must contain brown sugar	1st – 3rd Ribbons, Honorable Mention	\$15-10-5
81	Layered Bars w/ nuts, fruit, chips, etc.	1st – 3rd Ribbons, Honorable Mention	\$15-10-5
82	Other than Above –refrigerated or no bake or cookie bars	1st – 3rd Ribbons, Honorable Mention	\$15-10-5
<b>DO NOT ENTER</b>	<b>Best of Show</b>	<b>Rosette</b>	<b>\$25</b>

\* 6 bars constitute as a complete exhibit.

\* Bars must be on a firm white paper or disposable plate

\* Secure entry tag with a twisty to the plate so the tag is visible in a zip plastic bag

\* Bars should not be warm

## Category: Yeast Bread Sponsored by Cornerstone Bread Co

Class #	Class Description	Awards	Premiums
83	White – Classic, French	1st – 3rd Ribbons, Honorable Mention	\$15-10-5
84	Whole Wheat	1st – 3rd Ribbons, Honorable Mention	\$15-10-5
85	Raisin and/or Cinnamon	1st – 3rd Ribbons, Honorable Mention	\$15-10-5
86	Specialty Flavored Bread (Dill, Onion, Pumpernickel, Herb, etc..)	1st – 3rd Ribbons, Honorable Mention	\$15-10-5
87	Other grains (Rye, Spelt, Corn, etc.)	1st – 3rd Ribbons, Honorable Mention	\$15-10-5
88	Bread Machine**	1st – 3rd Ribbons, Honorable Mention	\$15-10-5
<b>DO NOT ENTER</b>	<b>Best of Show</b>	<b>Rosette</b>	<b>\$25</b>

\* Secure entry tag with a twisty to the plate so the tag is visible in a zip plastic bag

\* Product should not be warm

\* 1 loaf constitutes as a complete exhibit. Please use standard size loaf pan, except for braided breads.

\* For whole grains – half (50%) of the flour in the product must be whole grain

\*\* Bread Machine can be used to mix the dough and then baked in an oven, or you can make and bake the bread in the machine

## Category: Sourdough Bread

Class #	Class Description	Awards	Premiums
89	Any Sourdough Loaf	1st – 3rd Ribbons, Honorable Mention	\$15-10-5

\* Secure entry tag with a twisty tie to the plate so the tag is visible in a zip plastic bag

\* Product should not be warm

\* 1 loaf constitutes as a complete exhibit. May enter more than 1 loaf with a different recipe for each one.

## Category: Yeast Rolls

Class #	Class Description	Awards	Premiums
90	Dinner Rolls, any shape	1st – 3rd Ribbons, Honorable Mention	\$15-10-5
91	Whole wheat or whole grain	1st – 3rd Ribbons, Honorable Mention	\$15-10-5
92	Cinnamon Rolls	1st – 3rd Ribbons, Honorable Mention	\$15-10-5
93	Other than Above (bagels, pretzels, etc.)	1st – 3rd Ribbons, Honorable Mention	\$15-10-5
<b>DO NOT ENTER</b>	<b>Best of Show</b>	<b>Rosette</b>	<b>\$25</b>

\* Secure entry tag with a twisty to the plate so the tag is visible in a zip plastic bag

\* Product should not be warm

\* 6 rolls constitute as a complete exhibit

\* For whole grains – half (50%) of the flour in the product has to be whole grain

## Category: Quick Breads

Class #	Class Description	Awards	Premiums
94	Zucchini Loaf	1st – 3rd Ribbons, Honorable Mention	\$15-10-5
95	Banana Loaf	1st – 3rd Ribbons, Honorable Mention	\$15-10-5
96	Banana Nut Loaf	1st – 3rd Ribbons, Honorable Mention	\$15-10-5
97	Pumpkin Loaf	1st – 3rd Ribbons, Honorable Mention	\$15-10-5
98	Muffins	1st – 3rd Ribbons, Honorable Mention	\$15-10-5
99	Scones	1st – 3rd Ribbons, Honorable Mention	\$15-10-5
100	Coffee Cakes	1st – 3rd Ribbons, Honorable Mention	\$15-10-5
101	Other than Above, includes biscuits, turnovers	1st – 3rd Ribbons, Honorable Mention	\$15-10-5
<b>DO NOT ENTER</b>	<b>Best of Show</b>	<b>Rosette</b>	<b>\$25</b>

\* All Quick Bread classes will check in with other culinary arts entries on Friday July 31<sup>st</sup> or Saturday August 1<sup>st</sup>, Secure entry tag with a twisty to the plate so the tag is visible in a zip plastic bag

\* Product should not be warm

\* 1 loaf or 6 muffins or a pan (coffee cake) constitutes as a complete exhibit. Please use standard size loaf pan, not mini loaves.

## Category: Hunter's Honey Farm Honey Foods

Class #	Class Description	Awards	Premiums
102	Honey Cookies	1st – 3rd Ribbons, Honorable Mention	\$15-10-5
103	Honey Breads	1st – 3rd Ribbons, Honorable Mention	\$15-10-5
104	Honey Cakes	1st – 3rd Ribbons, Honorable Mention	\$15-10-5
105	Honey Pies	1st – 3rd Ribbons, Honorable Mention	\$15-10-5
106	Other than Above Honey Food (candy, brownies, bars, etc.)	1st – 3rd Ribbons, Honorable Mention	\$15-10-5
<b>DO NOT ENTER</b>	<b>Best of Show</b>	<b>Rosette</b>	<b>Honey Farm Tour Certificate</b>

\* Honey Farm Tour Certificate is for a group of up to 20 people.

\* Secure entry tag with a twisty to the plate so the tag is visible in a zip plastic bag

\* Product should not be warm

\* Item must contain 50% honey as a sweetener. Exhibitors are strongly encouraged but not required to use Hunter's Honey Farm Products. Check their website for product information, visit <http://huntershoneyfarm.com>

\* 6 cookies, 1 standard size loaf, 1 single or multiple layer cake, or 1 pie constitutes as a complete exhibit.



## Category: Create with a Mix

Class #	Class Description	Awards	Premiums
107	Cookies	1st – 3rd Ribbons, Honorable Mention	\$15-10-5
108	Brownies	1st – 3rd Ribbons, Honorable Mention	\$15-10-5
109	Breads (quick or yeast)	1st – 3rd Ribbons, Honorable Mention	\$15-10-5
110	Cakes	1st – 3rd Ribbons, Honorable Mention	\$15-10-5
111	Other than Above	1st – 3rd Ribbons, Honorable Mention	\$15-10-5
<b>DO NOT ENTER</b>	<b>Best of Show</b>	<b>Rosette</b>	<b>\$25</b>

\* All Create with a Mix items, including cakes, will check in with other culinary arts items on Friday July 31<sup>st</sup> or Saturday August 1<sup>st</sup>.

\* This category is designed to allow the use of a purchased boxed mix as one of the ingredients in a recipe. The exhibited product cannot be the result of using the standard ingredients and following the basic instructions with the mix. The box mix has to be used with at least 2 other ingredients to create a new product.

\* Box mixes can include cake mixes, cookie mixes, brownie mixes, muffin mixes, quick bread mixes, Bisquick mix, etc.

For example, a brownie mix can be used to make brownies but at least 2 different ingredients not listed on the box are to be added to the mix. Or a cake mix can be used as an ingredient to make cookies or bread.

\* In the typed recipe underline the 2 or more ingredients added. Please include the brand of the box (Pillsbury, Betty Crocker, etc.) in the recipe.

\* Secure entry tag with a twisty to the plate so the tag is visible in a zip plastic bag.

\* Product should not be warm.

\* 6 cookies, 6 brownies, 1 whole cake, 1 whole loaf bread constitute as a complete exhibit.

## Category: American Dairy Association Indiana Inc. Dairy Foods Category

Class #	Class Description	Awards
112	Cookies (Plate of 6)	1st – 5lbs. of Butter 2nd – 3lbs. of Butter 3rd – 1lb. of Butter
113	Candy (Plate of 9 Pieces)	1st – 5lbs. of Butter 2nd – 3lbs. of Butter 3rd – 1lb. of Butter
114	Quick Bread (1 Standard Loaf, not mini)	1st – 5lbs. of Butter 2nd – 3lbs. of Butter 3rd – 1lb. of Butter
<b>DO NOT ENTER</b>	<b>Best of Show</b>	<b>5lbs. of Cheese</b>

\* Exhibit must contain at least 2 dairy products

\* Butter and cheese can be picked up during the fair after August 15 or during project release on August 24 or 25.



## Category: International Baked Foods

Class #	Class Description	Awards	Premiums
115	Cookies	1st – 3rd Ribbons, Honorable Mention	\$15-10-5
116	Yeast Breads – Sweet or Savory	1st – 3rd Ribbons, Honorable Mention	\$15-10-5
117	Cakes	1st – 3rd Ribbons, Honorable Mention	\$15-10-5
118	Pastries (Danish, éclairs, croissants, etc.)	1st – 3rd Ribbons, Honorable Mention	\$15-10-5
119	Other than Above Baked Food	1st – 3rd Ribbons, Honorable Mention	\$15-10-5
<b>DO NOT ENTER</b>	<b>Best of Show</b>	<b>Rosette</b>	<b>\$25</b>

**\*\*Check-in Tuesday August 4 – 12:00pm-7:00pm** or on Friday or Saturday with the other categories if you cannot make another trip to the fairgrounds on Tuesday. We can refrigerate the items to help keep them fresh until they are (closed) judged on Wednesday. (Be sure to bring them in a well-sealed container if you do.)

Pick some international baked foods, such as Manju (Japanese Bean Paste Cookies) or Moroccan Shortbread Cookies, Naan (Indian bread) or Pita Bread (Israel), Black Forest Chocolate Torte (Germany) or Caribbean Coconut Rum Cake (Jamaica), or even Baklava (Turkey) or Pavlova (New Zealand or Australia).

### Requirements:

6 cookies, 1 bread loaf or equivalent to 6 servings, 1 whole cake & 1 other than above baked food.

No meat. If your item has ingredients that need to be kept refrigerated, please bring them to the fair in a cooler and we will keep them refrigerated until judged. A picture will be taken of the items and used as the display if they are too perishable.

All items must be on disposable plates/containers and covered with zip lock type bag or disposable lid with entry tag attached.

A typed recipe must be included (See #2. Culinary Arts Division & Terms). **On a separate page please write a brief description of your connection to the food. The description will be displayed with the exhibit.**

## Category: Non-Professional Cake Decorating

Class #	Class Description	Awards	Premiums
120	Special Occasion	1st – 3rd Ribbons, Honorable Mention	<b>\$25-15-10</b>

**Check-in: Friday, July 31 – 12:00pm-6:00pm, Saturday, August 1 – 12:00pm-5:00pm or Tuesday, August 4 – 12:00pm-7:00pm**

\* Cakes, including decoration, not to exceed 36" high. The diameter of the cake board must not be larger than 26"

\* Cake forms must be used and must be constructed so that the item could be made in real cake or edible material. No real cake is to be used. Forms and royal icing recipes may be obtained from cake decorating stores.

\* All decoration must be edible with the exception of the cake topper, wires and stamens used on gumpaste or royal icing flowers.

Judging is based on the handwork and decorating abilities of the decorator.

\* To be considered a non-professional, you must earn less than a \$1,000 a year for your cakes or cookies.

## Category: Cake Decorating Competition – 2026 Indiana State Fair Theme

Class #	Class Description	Awards	Premiums
121	A Celebration of Baseball	1st – 3rd Ribbons, Honorable Mention	\$25-15-10
122	America's 250 <sup>th</sup> Birthday Theme	1st – 3rd Ribbons, Honorable Mention	\$25-15-10

**Check-in: Friday, July 31 – 12:00pm-6:00pm, Saturday, August 1 – 12:00pm-5:00pm or Tuesday, August 4 – 12:00-7:00pm**

### Competition Rules:

1. All cakes must exhibit the 2026 Indiana State Fair Theme or America's 250<sup>th</sup> Birthday Theme.
2. All techniques may be used.
3. Cakes may be tiered
4. Same Decorated Cake Rules as previous class

### Judging Criteria:

1. Quality of workmanship (neatness, uniformity, precise measurements)
2. Creativity and Uniqueness
3. Use of Color, Decorations and Handmade Items
4. Degree of Difficulty
5. Overall Appearance

## Category: Cookie Decorating Competition – 2026 Indiana State Fair Theme

Class #	Class Description	Awards	Premiums
123	A Celebration of Baseball	1st – 3rd Ribbons, Honorable Mention	\$25-15-10
124	America's 250 <sup>th</sup> Birthday Theme	1st – 3rd Ribbons, Honorable Mention	\$25-15-10

**Check-in: Friday, July 31 – 12:00pm-6:00pm, Saturday, August 1 – 12:00pm-5:00pm or Tuesday, August 4 – 12:00-7:00pm**

### Competition Rules:

1. All cookies must exhibit the 2026 Indiana State Fair Theme or America's 250<sup>th</sup> Birthday Theme.
2. All techniques may be used.
3. Exhibit must include 12 decorated cookies.

### Judging Criteria:

1. Quality of workmanship (neatness, uniformity, precise measurements)
2. Creativity and Uniqueness
3. Use of Color, Decorations and Handmade Items
4. Degree of Difficulty
5. Overall Appearance

## Category: Cookie Decorating Competition

Class #	Class Description	Awards	Premiums
125	Special Occasion	1st – 3rd Ribbons, Honorable Mention	\$25-15-10

**Check-in: Friday, July 31 – 12:00pm-6:00pm, Saturday, August 1 – 12:00pm-5:00pm or Tuesday, August 4 – 12:00-7:00pm**

### Competition Rules:

1. All techniques may be used.
2. Exhibit must include 12 decorated cookies.

### Judging Criteria:

1. Quality of workmanship (neatness, uniformity, precise measurements)
2. Creativity and Uniqueness
3. Use of Color, Decorations and Handmade Items
4. Degree of Difficulty
5. Overall Appearance

## Baked Cake Category Rules:

**Check in: Tuesday, August 4 – 12:00pm-7:00pm.** Entries in this category can be turned in on Friday or Saturday with the other culinary categories if the exhibitor is unable to make another trip to the fairgrounds on Tuesday. Culinary staff is able to refrigerate the cake to help keep it fresh until entries are judged on Wednesday. If you chose to do this be sure to bring it in a well-sealed container)

1. Place each cake on a flat stiff plain cardboard up to one inch wider than the cake and covered with foil or in a disposable container or on a purchased cake board
2. Securely attach entry tag to the cardboard with a twist-tie.
3. No cream cheese, whipped cream or sour cream frosting or filling.

## Category: Single Layer Cakes

Class #	Class Description	Awards	Premiums
126	Pound	1st – 3rd Ribbons, Honorable Mention	\$15-10-5
127	Gingerbread	1st – 3rd Ribbons, Honorable Mention	\$15-10-5
128	Fruit or Nut	1st – 3rd Ribbons, Honorable Mention	\$15-10-5
129	Chocolate	1st – 3rd Ribbons, Honorable Mention	\$15-10-5
130	Other than Above	1st – 3rd Ribbons, Honorable Mention	\$15-10-5
<b>DO NOT ENTER</b>	<b>Best of Show</b>	<b>Rosette</b>	<b>\$25</b>

\* 1 Whole cake constitutes a complete exhibit.

\* Bake in round, square, oblong, or bundt pan.

## Category: Multiple Layer Cakes

Class #	Class Description	Awards	Premiums
132	Spice or Nut	1st – 3rd Ribbons, Honorable Mention	\$15-10-5
133	Cherry or Other Fruit (lemon, blueberry, etc.)	1st – 3rd Ribbons, Honorable Mention	\$15-10-5
134	Coconut	1st – 3rd Ribbons, Honorable Mention	\$15-10-5
135	Chocolate	1st – 3rd Ribbons, Honorable Mention	\$15-10-5
136	White or Yellow	1st – 3rd Ribbons, Honorable Mention	\$15-10-5
137	Other than Above	1st – 3rd Ribbons, Honorable Mention	\$15-10-5
<b>DO NOT ENTER</b>	<b>Best of Show</b>	<b>Rosette</b>	<b>\$25</b>

\* 1 Whole cake constitutes a complete exhibit.

\* Bake in round, square, or oblong.

## Category: Cheesecake

Class #	Class Description	Awards	Premiums
138	Any Cheesecake	1st – 3rd Ribbons, Honorable Mention	\$15-10-5

**Check in: Tuesday, August 4 – 12:00pm-7:00pm.** Entries in this category can be turned in on Friday or Saturday with the other culinary categories if the exhibitor is unable to make another trip to the fairgrounds on Tuesday. Culinary staff is able to refrigerate the cake to help keep it fresh until entries are judged on Wednesday. If you choose to do this be sure to bring it in a well-sealed container.

\* Sizes of Cheesecake: 6"-8".

\* 1 Whole Cheesecake constitutes a complete exhibit

\* No unbaked cheesecakes.

\* Cheesecakes need to be brought to the fair from the home refrigeration in an iced packed cooler in order to maintain a 40-degree temperature of the food.

## Category: Ugly Cakes

Class #	Class Description	Awards	Premiums
139	Ugly Cake	1st – 3rd Ribbons, Honorable Mention	\$15-10-5
<b>DO NOT ENTER</b>	<b>People's Choice</b>	<b>Rosette</b>	<b>\$25</b>

**Check-in: Tuesday, August 4 – 12:00pm-7:00pm. (This can be turned in on Friday or Saturday with the other categories if you cannot make another trip to the fairgrounds on Tuesday).**

\* All ingredients and decorations must be edible. Icing and decorations are encouraged.

\* Unattractive style and lack of technique is a plus.

\* All cake decorations must be appropriate for all ages.

\* Entire cake will be on display.

\* Cakes should be ugly yet taste delicious. They will be judged on ugliness and taste.

\* Must be submitted on a disposable plate or covered cardboard.

\* Cake mixes are acceptable

\* Typed recipe or brand of cake mix including ingredients for decorations must be included.

\* No cream cheese, whipped cream or sour cream frosting or filling in cake or decorations.

\* No fresh fruit or vegetables in the display or the cake

\* Please include a description (story) of the cake on a 3x5 card to display with cake.

## Category: Pies

Class #	Class Description	Awards	Premiums
140	Dutch Apple	1st – 3rd Ribbons, Honorable Mention	\$15-10-5
141	Apple	1st – 3rd Ribbons, Honorable Mention	\$15-10-5
142	Blackberry	1st – 3rd Ribbons, Honorable Mention	\$15-10-5
143	Blueberry	1st – 3rd Ribbons, Honorable Mention	\$15-10-5
144	Multiple Berry	1st – 3rd Ribbons, Honorable Mention	\$15-10-5
145	Cherry	1st – 3rd Ribbons, Honorable Mention	\$15-10-5
146	Chocolate Brownie or Fudge	1st – 3rd Ribbons, Honorable Mention	\$15-10-5
147	Multiple Fruit	1st – 3rd Ribbons, Honorable Mention	\$15-10-5
148	Peach	1st – 3rd Ribbons, Honorable Mention	\$15-10-5
149	Pecan	1st – 3rd Ribbons, Honorable Mention	\$15-10-5
150	Pineapple	1st – 3rd Ribbons, Honorable Mention	\$15-10-5
151	Rhubarb	1st – 3rd Ribbons, Honorable Mention	\$15-10-5
152	Strawberry	1st – 3rd Ribbons, Honorable Mention	\$15-10-5
153	Other Single Fruit Pie - Non Refrigerated	1st – 3rd Ribbons, Honorable Mention	\$15-10-5
154	Other than above - Non Refrigerated	1st – 3rd Ribbons, Honorable Mention	\$15-10-5
155	Coconut Cream	1st – 3rd Ribbons, Honorable Mention	\$15-10-5
156	Hoosier Sugar Cream	1st – 3rd Ribbons, Honorable Mention	\$15-10-5
157	Fruit Cream Pie (Lemon, Key Lime, Banana, etc.)	1st – 3rd Ribbons, Honorable Mention	\$15-10-5
158	Pumpkin or Sweet Potato	1st – 3rd Ribbons, Honorable Mention	\$15-10-5
159	Other Cream Pie	1st – 3rd Ribbons, Honorable Mention	\$15-10-5
<b>DO NOT ENTER</b>	<b>Best of Show Non-Refrigerated</b>	<b>Rosette</b>	<b>\$25</b>
<b>DO NOT ENTER</b>	<b>Best of Show Cream Pie</b>	<b>Rosette</b>	<b>\$25</b>

**Check in:** Saturday, August 8 – 8:00am-7:30pm

\* Bake pies in 8" or 9" disposable pie pans

\* Baked pies only, no fresh fruit pies

\* Recipes must contain filling and crust ingredients, exact measurements, no dash, pinch etc. and directions  
Securely attach entry tag to the plate with a twist tie. No premade pie crust – must be made from scratch.

\* No whipped cream toppings, meringues, cream cheese or any other kind of cream, custard or meat fillings for Pie classes 140-154.

\*Hoosier Sugar Cream, Fruit Cream Pie, Coconut Cream, Pumpkin or Sweet Potato and Other Cream Pies are the only pies allowed to contain whipped cream, meringues, cream cheese or any other kind of cream or cooked custard as long as they are brought to the fair from the home refrigeration in an iced packed cooler in order to maintain a 40-degree temperature of the food for classes 155-159.

## Youth Culinary Arts Division

**Culinary Arts Division Coordinator:** Brenda Nortrup – 317-439-7571

### Culinary Exhibits Check-In Schedule

**Friday, July 31** — 12:00pm - 6:00pm

**Saturday, August 1** — 12:00pm - 5:00pm

- Food Preservation
- Dips or Spreads
- Brownies
- Specialty Diet
- Candy
- Cookies
- **Youth:** Cookies, Brownies, Cakes (Single or Multiple Layer), Theme Decorated Cakes
- Bar Desserts
- Breads
- Honey Foods
- Create with a Mix
- American Dairy Category
- Decorated Cakes & Theme Decorated Cakes & Cookies

**Tuesday, August 4** — 12:00pm - 7:00pm

- International Foods
- Adult Cakes (Single & Multiple Layer)
- Cheesecakes
- Ugly Cakes
- Decorated Cakes (Adult & Youth)
- Theme Decorated Cookies (*See #14 below*)

**Saturday, August 9** — 8:00am - 7:30pm

- Pies

*Enter through Gate 1. Drop off pies at the southwest corner of the Indiana Arts Building, then park elsewhere.*

### Sponsored Culinary Contests

- See individual contest descriptions (after Youth Culinary Arts Division).  
*Enter through Gate 1 **Early** to unload items, then park elsewhere*

### Youth Culinary Arts Division Terms & Conditions:

1. Please read the Indiana State Fair, Indiana Arts Department and Youth Culinary Arts Division Terms and Conditions. It is the responsibility of the exhibitor to be familiar with and understand all terms and conditions concerning exhibition.
2. All entries must be accompanied by an accurate and complete recipe. All recipes must be typed on an 8 ½" x 11" sheet of paper. **Please include:** The entry #, category name (such as Cookies), class number and name (56 -chocolate chip) are TYPED AT THE TOP OF THE PAGE. Recipe comes next and must include the list and quantities of ingredients, the complete directions for making the item, the number of servings and prep time. Then please put your NAME, address & phone number AT THE BOTTOM OF THE PAGE.
3. All recipes become property of the Indiana State Fair.
4. Punch hole in plate at edge and attach tag with twisty, place into a zip lock type bag, where class number and name can be easily seen. No scotch tape.
5. All food exhibits, except for decorated cakes and food preservation exhibits, will be disposed of by the Indiana Arts Department in accordance with the terms and conditions of the Indiana State Board of Health.
6. Food Safety Regulation: Fillings, frostings, glazes and meringues are not permitted to contain cream cheese, sour cream, heavy cream or whipped cream if they are not fully cooked/baked. These items are allowed as ingredients in food products IF the final product is cooked/baked. Additionally, raw milk, raw milk products or uncooked eggs/egg whites are not permitted. Eggs/egg whites that have been cooked to 160 degrees F (i.e. pasteurized OR included as part of a batter and baked) are acceptable. No home-canned fruits, vegetables or meats are permitted as ingredients in food products.
7. Contestants should carefully wash their hands and make sure that their hands do not have any open cuts before preparing foods.
8. Exhibitors in Youth Culinary Arts Division is open to contestants in grades 1-12 or 17 and under as determined by the 2025-2026 school year
9. **If you enter in the adult category, you cannot enter in youth in the same category. Recipes can only be entered in ONE category.**
10. **New for this year: In Sponsored Culinary Contests Division- YOUTH King Arthur Baking Company Contest – Brownies - must use recipe listed in contest description, Red Velvet Cupcakes Contest, Slaw with Homemade Dressing Contest and Burton's Maplewood Farm: Cooking with Maple Syrup are open to contestants of any age.**

## Category: Youth Culinary Arts Best of Show

Class #	Class Description	Awards	Premiums
DO NOT ENTER	Youth Culinary Arts Best of Show	Rosette	\$25

## Category: Cookies

Class #	Class Description	Awards	Premiums
1	6 Drop, molded or bar cookies	1st – 3rd Ribbons, Honorable Mention	\$15-10-5

\* 6 cookies constitute as a complete exhibit.

\* Cookies must be on a firm white paper or disposable plate

\* Secure entry tag with a twisty to the plate so the tag is visible in a zip plastic bag

\* Cookies should not be warm

## Category: Brownies

Class #	Class Description	Awards	Premiums
2	Brownies, frosted or unfrosted	1st – 3rd Ribbons, Honorable Mention	\$15-10-5

\* 6 brownies constitute as a complete exhibit.

\* Brownies must be on a firm white paper or disposable plate

\* Secure entry tag with a twisty to the plate so the tag is visible in a zip plastic bag

\* Brownies should not be warm

## Category: Cakes

Class #	Class Description	Awards	Premiums
3	1 Single or Multiple layer cake	1st – 3rd Ribbons, Honorable Mention	\$15-10-5
4	A Celebration of Baseball	1st – 3rd Ribbons, Honorable Mention	\$25-15-10
5	America's 250 <sup>th</sup> Birthday Theme	1st – 3rd Ribbons, Honorable Mention	\$25-15-10

**CLASS 3 Single or Multiple Layer Cake Check-in: Friday, July 31 – 12:00pm-6:00pm or Saturday, August 1 – 12:00pm-5:00pm**

\* Place each cake on a flat stiff plain cardboard up to one inch wider than the cake and covered with foil or on a purchased cake board or in a disposable container.

\* Securely attach entry tag to the cardboard with a twist-tie.

\* No cream cheese, whipped cream or sour cream frosting or filling.

\* Bake in round, square, oblong, or bundt pan.

**CLASS 4&5 Theme Decorated Cake and America's 250<sup>th</sup> Birthday Cake Check-in: Friday, July 31 – 12:00pm-6:00pm, Saturday, August 1 – 12:00pm-5:00pm or Tuesday, August 4<sup>th</sup> – 12:00-7:00pm**

\* Class 4 & 5 - Cake forms must be used. Can be a single or multiple layer. No real cake is to be used. Judging based on decoration.

Cakes (including decorations) may not exceed 36" high; cake board max 26" diameter.

## Sponsored Culinary Arts Contests Division

### This applies to Sponsored Contests only:

All sponsored contests during the fair will be held on the Culinary Stage of the Indiana Arts Building. Entries will be received in the Culinary Arts Department in the basement. Unloading passes will be given to allow you to unload in the parking lot near the Indiana Arts Building. **Enter EARLY through Gate 1.** You will have 20 minutes to unload. After unloading you will then go park in the designated parking areas. Food Safety Regulations concerning cooked meringue, cream cheese, whipped cream and sour cream, does NOT apply as long as the exhibitor maintains a 40-degree temperature of the food from the home refrigerator to the fair in an ice packed cooler. Home-canned fruits, vegetables or meats, raw eggs and unpasteurized milk are still not permitted in products.

### Category: Youth Only - King Arthur Baking Company Contest

Class #	Class Description	Awards	Premiums
1	King Arthur Baking Company Recipe Contest	1st – 3rd Ribbons, Honorable Mention	Listed below

**PRIZES:** 1<sup>st</sup> Place: \$40 gift card to kingarthurbaking.com  
 2<sup>nd</sup> Place: \$25 gift card to kingarthurbaking.com  
 3<sup>rd</sup> Place: \$25 gift card to kingarthurbaking.com  
 Each 1<sup>st</sup>, 2<sup>nd</sup> & 3<sup>rd</sup> place and Honorable Mention winner will also receive a ribbon.



**Check in:** Saturday, August 8 – 9:00am-11:30am in the Culinary Arts Department in the basement

**Judging:** Saturday, August 8 – 12:00pm in the Culinary Arts Department Stage

**Contest Description:** King Arthur Baking Company is sponsoring a Youth Recipe Contest. Every exhibitor will make the same recipe which is typed after the contest description.

### Contest Rules:

1. Exhibitors must bring their 8 prepared Cocoa Fudge Brownies to the Culinary Arts Department by 11:30am and follow the Fair's entry guidelines.
2. To enter, prepare the following recipe with **NO CHANGES**. For King Arthur Flour product information visit [www.kingarthurbaking.com](http://www.kingarthurbaking.com) Birthdate must be listed on the recipe.
3. Exhibitor must bring the opened or empty bag of King Arthur Flour or submit a UPC label from the flour bag when he/she submits the entry in the Culinary Arts Department.
4. Limit of 1 entry per exhibitor. You must be in grades 1-12 or 17 and under as determined by the school year.
5. Cocoa Fudge Brownies must be exhibited on a disposable plate/container with 8 brownies.
6. Recipes become the property of the Indiana State Fair with rights to edit, adapt, copyright, publish and use without compensation.

### Judging Criteria:

50% - Taste and Flavor  
 25% - Creativity + Overall Appearance of the Brownies  
 25% - Texture and Consistency

## Cocoa Fudge Brownies

Prep Time: 10 minutes

Cook Time: 28 minutes

Total Time: 2 hours 38 minutes

Servings: 16 pieces

### Ingredients

- 1 cup (120g) King Arthur All-Purpose Flour
- ½ teaspoon baking powder
- ½ teaspoon salt
- ½ cup (43g) unsweetened or Dutch process cocoa powder
- ¾ cup (170g) unsalted butter
- 2 Tablespoons (28ml) vegetable oil
- 1 1/3 cups (256g) granulated sugar, divided
- 2 large eggs
- 1 large egg yolk
- 2 teaspoons vanilla extract
- ¾ cup (128g) chocolate chips

### Instructions

1. Preheat oven to 350 degrees F. Line a 9x9-inch baking pan with parchment paper. Spray lightly with non-stick baking spray and set aside.
2. In a large bowl, sift together the flour, baking powder, salt, and cocoa powder. Set aside until needed.
3. In a medium saucepan, combine the butter, oil, and 1/3 cup of the sugar. Heat over medium heat, stirring frequently, until butter is completely melted. Remove from heat.
4. In a large mixing bowl, combine the eggs, egg yolk, vanilla and remaining sugar. Whisk until well combined, for about 30 seconds.
5. SLOWLY, pour the warm butter mixture into the egg mixture, adding it very gradually (a little bit at a time) and whisking constantly until completely combined.
6. Add in the dry ingredients and chocolate chips and, using a rubber spatula, slowly stir until just combined. \*Do not over mix! Stop stirring when you see the last trace of dry ingredients. Over mixing will give you cakey brownies.
7. Scrape the batter into the prepared pan and smooth the top.
8. Bake for 28 (to 30 minutes) or until the edges are firm and the top is shiny and slightly cracked.
9. Place pan on a cooling rack and cool completely before slicing brownies into 16 PIECES.

## Category: King Arthur Baking Company Contest

Class #	Class Description	Awards	Premiums
2	King Arthur Baking Company Contest	1st – 3rd Ribbons, Honorable Mention	Listed below

**PRIZES:** 1<sup>st</sup> Place: \$75 gift card redeemable at [kingarthurbaking.com](http://kingarthurbaking.com)  
 2<sup>nd</sup> Place: \$50 gift card redeemable at [kingarthurbaking.com](http://kingarthurbaking.com)  
 3<sup>rd</sup> Place: \$25 gift card redeemable at [kingarthurbaking.com](http://kingarthurbaking.com)  
 Each 1<sup>st</sup>, 2<sup>nd</sup>, 3<sup>rd</sup> and Honorable Mention winner will also receive a ribbon



**Check in:** Saturday, August 15 – 9:00 – 11:30 am in the Culinary Arts Department

**Judging:** Saturday, August 15 – 12:00pm on the Culinary Arts Stage

**Contest Description:** King Arthur Baking Company is sponsoring a Marble Cake with Vanilla Buttercream Frosting contest. Every exhibitor will make the same recipe which is typed after the contest description.

### Contest Rules:

1. Entrants must bring one half of the Marble Cake layer with Vanilla Buttercream Forsting to the Culinary Arts Department by 11:30 am and follow the fair's entry guidelines.
2. To enter, prepare the following recipe with NO CHANGES for Marble Cake with Vanilla Buttercream Frosting. After the layered cake is frosted, cut it in half and place 1/2 of the frosted marble cake on a disposable plate in a cardboard cake box OR cake carrier (which will be given back to you at check-in) with the entry tag attached with a twisty.
3. Exhibitor must bring the opened or empty bag of King Arthur Baking Company flour or submit a UPC label from the flour bag when he/she submits the entry at the Indiana Arts Building. For King Arthur Flour product information, visit [www.kingarthurbaking.com](http://www.kingarthurbaking.com)
4. Limit of 1 entry per exhibitor. You must be 18 years of age or older to enter.

### Judging Criteria:

60% - Taste and Flavor

15% - Overall Appearance of the Marble Cake with Vanilla Buttercream Frosting

25% - Texture and Consistency

## Marble Cake with Vanilla Buttercream Frosting (Adult Only)

Prep Time: 30 minutes

Total Time: 1 hour 15 minutes

Servings: 12

### Ingredients:

- 2 2/3 cups King Arthur All-Purpose Flour
- 1 teaspoon baking soda
- 1 1/2 teaspoon baking powder
- 1/2 teaspoon salt
- 1 cup unsalted butter, room temperature
- 2 cups granulated sugar
- 3 large eggs, room temperature
- 2 tablespoons vegetable oil
- 1 cup sour cream
- 1/2 cup milk
- 2 teaspoons vanilla extract

### For the chocolate swirl

- 1/3 cup natural unsweetened cocoa powder
- 1 teaspoon vegetable oil
- 3-4 tablespoons of milk

### Instructions

1. Preheat oven to 325 degrees F.
2. Grease and flour two, 8-inch round cake pans and set aside.
3. In a medium-sized bowl, combine the flour, baking soda, baking powder, salt. Whisk and set aside.
4. In another smaller bowl, add the oil, sour cream, milk and vanilla extract. Whisk and set aside.
5. In a large mixing bowl, add the butter and the sugar and mix on medium-high speed with an electric mixer for about two minutes until the mixture is light and fluffy.
6. Add the eggs one at a time and mix on medium for about 20 seconds after each egg is added.
7. Scrape down the sides of the bowl and mix again on medium for about 10 more seconds.
8. Alternatively add in the dry mixture and the liquid mixture to the butter/sugar mixture, starting and ending with the dry mixture by adding in a third of the dry mixture and mix on medium speed only until just combined (about 10-15 seconds each time).
9. Add half of the liquid mixture. Then dry mixture, liquid mixture and end with dry mixture.
10. Scrape down the sides of the bowl and mix again on medium speed only for about 10 seconds or mix by hand.
11. Take out about 1 to 1 1/2 cups of the batter and add it to a small mixing bowl.
12. To that batter, add the cocoa powder, 1 teaspoon oil and 3 tablespoons of milk and mix well with a spoon or rubber spatula. If the batter is very stiff, mix in another tablespoon of milk.
13. Add the chocolate batter back into the vanilla batter by the tablespoon. Then swirl the batter in the bowl with a spoon or rubber spatula. Just marble the batter, slightly, don't mix it completely. Make sure to get to the bottom of the bowl.
14. Add to the 2 prepared cake pans. (The batter will be thick.)
15. Bake at 325 degrees F for approximately 40-45 minutes. Insert a toothpick in the middle and a few moist crumbs should stick to the toothpick, or it will come out clean, but no raw batter.
16. Cool on a wire rack in the pans for 10 minutes, then turn the cakes out onto the racks and allow them to cool completely before frosting. Place the bottom layer on a plate and frost the top of it. Then place the other layer on the bottom layer and frost the top and sides. Then cut the entire cake in half. Only bring 1/2 of the cake to the fair as described in #2 of the contest rules.

## Vanilla Buttercream Frosting

Prep Time: 10 minutes

Total Time: 10 minutes

### Ingredients

- 1 cup butter, softened
- 4 cups confectioner's sugar, sifted
- 2 teaspoons vanilla extract
- Pinch salt
- 2-3 tablespoons heavy cream or half & half or evaporated milk

### Instructions

1. Place softened butter into the bowl of a stand mixer with the paddle attachment. Mix on medium and cream the butter until it is smooth and lighter in color, about 3 minutes.
2. Add confectioner's sugar, 1/2 a cup at a time. After each cup has been incorporated turn the mixer onto the highest speed setting for about 10 seconds.
3. Add vanilla and a pinch of salt and combine until well-incorporated.
4. Add cream until the frosting has reached the preferred consistency. Add confectioner's sugar or cream to get preferred consistency.
5. Makes about 3 cups frosting. **Frost the top and sides of the whole layer cake, then cut in half to bring to the fair.**

## Category: Burton's Maplewood Farm: Cooking with Maple Syrup

Class #	Class Description	Awards	Premiums
3	Cooking with Maple Syrup	1st – 3rd Ribbons, Honorable Mention	Kitchen Aid Mixer-\$100-50

**Check in:** Saturday, August 15 – 9:00am-3:30pm in the Culinary Arts Department

**Judging:** Saturday, August 15 – 4:00pm on the Culinary Arts Stage

**Contest Description:** Indiana Artisan, Tim Burton and his family, owners of Burton's Maplewood Farm in Medora want to encourage all Hoosiers to discover and experience the natural goodness, unique flavor and consistency of 100% pure maple syrup. Create a savory main dish, side dish, snack, bread, cake or other sweet treat.

### Rules:

1. Entrants must bring their prepared food and a typed recipe to the Indiana Arts Building by 2:30pm on Saturday, August 15.
2. Contestants of any age are welcome to participate.
3. Limit of 1 entry per exhibitor.
4. The recipe must contain at least ¼ cup of pure maple syrup. The recipe must make 4 or more servings. Contestants are strongly encouraged, but not required, to use Burton's Maplewood Farm Maple Syrup. For more information and to order online, visit [www.burtonsmapplewoodfarm.com](http://www.burtonsmapplewoodfarm.com). Please also include the source of inspiration on the recipe.
5. Recipes become property of the Indiana State Fair with rights to edit, adapt, copyright, publish and use without compensation.
6. Exhibitors who win the KitchenAid Professional Stand Mixer are not eligible to enter the contest for 2 years.
7. The KitchenAid Professional Stand Mixer cannot be traded in for other merchandise.

### Judging Criteria:

50% - Taste and Flavor

25% - Creativity and Originality

25% - Texture and Consistency



## Category: Cupcakes

Class #	Class Description	Awards	Premiums
4	Red Velvet Cupcake Contest	1st – 3rd Ribbons, Honorable Mention	\$100-75-25

**Check in:** Saturday, August 22 – 9:00am-3:30pm in the Culinary Department in the basement

**Judging:** Saturday, August 22 – 4:00pm on the Culinary Arts Stage

**Contest Description:** Create your own unique recipe from scratch for a frosted red velvet cupcake. Judges will be looking for a creative red velvet cupcake.

### Contest Rules:

1. Entrants must bring their 6 prepared red velvet cupcakes and a typed recipe (8 ½ x 11) that includes the cupcake and frosting ingredients and measurements and preparation steps to the Culinary Arts Department by 3:30pm and follow the fair's entry guidelines.
2. To enter, create your own unique recipe for a red velvet cupcake from scratch. Frosting can be any flavor you choose and does not need to be unique.
3. Contestants of any age are welcome to participate; limit one entry per person.
4. Cupcakes must be exhibited on a disposable plate or container. Please no glass plates.
5. Recipes become property of the Indiana State Fair with rights to edit, adapt, copyright, publish and use without compensation.

### Judging Criteria:

50% - Taste and Flavor

25% - Creativity + Overall Appearance of the Cupcake

25% - Texture and Consistency

## Category: Slaw with Homemade Dressing Contest

Class #	Class Description	Awards	Premiums
5	Slaw with Homemade Dressing	1st – 3rd Ribbons, Honorable Mention	\$100-75-25

**Check in:** Saturday, August 22 – 9:00am-11:30am in the Culinary Department in the basement

**Judging:** Saturday, August 22 – 12:00pm on the Culinary Arts Stage

**Contest Description:** **Create** your own unique recipe from scratch for Slaw with Homemade Dressing. Judges will be looking for a Slaw with Homemade Dressing.

### Contest Rules:

1. Entrants must bring 3-4 cups and a typed recipe (8 ½ x 11) that includes the Slaw with Homemade Dressing ingredients and measurements and preparation steps to the Culinary Arts Department by 11:30 am and follow the fair's entry guidelines.
2. To enter, create your own unique recipe for any kind of slaw – broccoli, zucchini, carrot, cabbage, etc. with your homemade dressing.. Bring the Slaw with Homemade Dressing in a disposable container in a cooler to the Culinary Arts Department. No home-canned ingredients are permitted in the product.
3. Contestants of any age are welcome to participate; limit one entry person.
4. Recipes become property of the Indiana State Fair with rights to edit, adapt, copyright, publish and use without compensation.

### Judging Criteria:

75% - Taste and Flavor

25% - Texture and Consistency

## Needle Art and Sewing Division

**Needle Arts and Sewing Division Coordinator:** Kassandra Madden – 317-739-1803  
Lizabeth St. Clair – 317-403-9262

### Needle Arts and Sewing Division Terms & Conditions:

1. Please read the Indiana State Fair, Indiana Arts Department and Needle Arts and Sewing Division Terms and Conditions. It is the responsibility of the exhibitor to be familiar with and understand all terms and conditions concerning exhibition.
2. Each exhibitor cannot enter more than 2 exhibits in a single class.
3. A description sheet describing all entries to be exhibited in the Needle Arts and Sewing Section must be turned in at check-in. Please include the class number(s), exhibitor information and exhibitor number. No personal tags or identification attached to an exhibit will be accepted (cover labels with painters' tape or cloth).
4. Attach your entry tag, with a safety pin, to lower left-hand corner viewing side of item (while looking at item) of any non-framed item; all other tags should be taped on left side below frame or base.
5. Soiled (covered in animal hair/fur, dirty, heavily fragranced etc) or smoky smelling articles will no longer be accepted at entry.
6. All work entered must be an original production of the exhibitor and design credit given as appropriate. Entries must have been completed in the last 5 years.
7. An entry may be moved to the appropriate classification, division, etc. as necessary by the Needle Arts Department.
8. An entry containing content and/or subject matter termed objectionable by the Indiana Arts Department will not be displayed.
9. Entries previously entered and/or displayed in the Needle Arts Department at the Indiana State Fair may NOT be entered again.
10. Youth classes are for those between the ages of 8-18.

### Category: Knitting – Adult Garment

Class #	Class Description	Awards	Premiums
1	Sleeved garment - Single yarn: plain, or textured knitting (multicolored or solid yarn, including stripes; 1 strand of yarn is being worked at a time)	1st – 3rd Ribbons, Honorable Mention	\$15-10-5
2	Sleeved garment - Colorwork: two or more yarns (stranded colorwork, intarsia, twined knitting, etc.)	1st – 3rd Ribbons, Honorable Mention	\$15-10-5
3	Sleeved garment - Advanced Stitches: lace, cables, or other advanced stitch work should cover 50% or more	1st – 3rd Ribbons, Honorable Mention	\$15-10-5
4	Sleeveless garment (vest, shell or other garment like a skirt)	1st – 3rd Ribbons, Honorable Mention	\$15-10-5
<b>DO NOT ENTER</b>	<b>Best of Show</b>	<b>Rosette</b>	<b>\$25</b>

\* Item is to be hand knit by exhibitor

### Category: Knitting - Accessories

Class #	Class Description	Awards	Premiums
5	Shawl, scarf, or cowl - Single yarn: plain, or textured knitting (multicolored or solid yarn, including stripes; 1 strand of yarn is being worked at a time)	1st – 3rd Ribbons, Honorable Mention	\$15-10-5
6	Shawl, scarf, or cowl Colorwork: two or more yarns (stranded colorwork, intarsia, twined knitting, etc.)	1st – 3rd Ribbons, Honorable Mention	\$15-10-5
7	Shawl, scarf, or cowl –Advanced stitches: lace, cables or other advanced stitch work MUST cover 50% or more on article.	1st – 3rd Ribbons, Honorable Mention	\$15-10-5
8	Hats, headbands, etc.	1st – 3rd Ribbons, Honorable Mention	\$15-10-5
9	Mittens, fingerless mitts, and gloves	1st – 3rd Ribbons, Honorable Mention	\$15-10-5
10	Socks and slippers	1st – 3rd Ribbons, Honorable Mention	\$15-10-5
<b>DO NOT ENTER</b>	<b>Best of Show</b>	<b>Rosette</b>	<b>\$25</b>

\* Item is to be hand knit by exhibitor

### Category: Knitting – Infants & Children

Class #	Class Description	Awards	Premiums
11	Any Garment Infants & Children	1st – 3rd Ribbons, Honorable Mention	\$15-10-5

\* Item is to be hand knit by exhibitor

## Category: Knitting - Household

Class #	Class Description	Awards	Premiums
12	Afghan, large (2700 square inches or larger – larger than 40"x40")	1st – 3rd Ribbons, Honorable Mention	\$15-10-5
13	Afghan, small (up to 2699 square inches, to include lap afghans and baby blankets – up to 40"x40")	1st – 3rd Ribbons, Honorable Mention	\$15-10-5
14	Other: includes toys, pillows, kitchen, bath, etc.	1st – 3rd Ribbons, Honorable Mention	\$15-10-5
15	Youth (8-18) any household item	1st – 3rd Ribbons, Honorable Mention	\$15-10-5
<b>DO NOT ENTER</b>	<b>Best of Show</b>	<b>Rosette</b>	<b>\$25</b>

\* Item is to be hand knit by exhibitor

## Category: Knitting – Original Design

Class #	Class Description	Awards	Premiums
16	Any item, original design work, not worked from a pattern	1st – 3rd Ribbons, Honorable Mention	\$15-10-5

\* Item is to be hand knit by exhibitor

## Category: Felting/Fulling

Class #	Class Description	Awards	Premiums
17	Needle Felting	1st – 3rd Ribbons, Honorable Mention	\$15-10-5
18	Wet Felting, including Nuno felting	1st – 3rd Ribbons, Honorable Mention	\$15-10-5
19	Fulling of a knit, woven or constructed item	1st – 3rd Ribbons, Honorable Mention	\$15-10-5
20	Framed or other Wall Art (50% or more of Art needs to be needle felted)	1st – 3rd Ribbons, Honorable Mention	\$15-10-5
<b>DO NOT ENTER</b>	<b>Best of Show</b>	<b>Rosette</b>	<b>\$25</b>

## Category: Crocheting Adult's Clothing

Class #	Class Description	Awards	Premiums
21	Sleeveless Shell or Vest	1st – 3rd Ribbons, Honorable Mention	\$15-10-5
22	Accessories	1st – 3rd Ribbons, Honorable Mention	\$15-10-5
23	Sweater	1st – 3rd Ribbons, Honorable Mention	\$15-10-5
24	Other garment: pant, skirt, poncho, tabard	1st – 3rd Ribbons, Honorable Mention	\$15-10-5

\* Item is to be crocheted by exhibitor

\* Do not put items on hangers

## Category: Crocheting Infant's Clothing \*Under 2 years of age

Class #	Class Description	Awards	Premiums
25	3 piece outfit including: hat or hood; booties or mitts; dress or romper; afghan under 1600 sq. inches (larger than 40"x40").	1st – 3rd Ribbons, Honorable Mention	\$15-10-5
26	Sweater	1st – 3rd Ribbons, Honorable Mention	\$15-10-5
27	Dress or Romper	1st – 3rd Ribbons, Honorable Mention	\$15-10-5
28	Baby Afghan (Under 1,600 inches – 40"x40")	1st – 3rd Ribbons, Honorable Mention	\$15-10-5
<b>DO NOT ENTER</b>	<b>Best of Show</b>	<b>Rosette – Sponsored by Indianapolis Crochet Guild</b>	<b>\$25 – Sponsored by Indianapolis Crochet Guild</b>

\* Item is to be crocheted by exhibitor

\* Do not put items on hangers

\* Under 2 years of age

## Category: Crocheting Afghans \*Over 1,600 sq inches or larger than 40"x40"

Class #	Class Description	Awards	Premiums
29	Afghan, 1 Color 1,600 sq. inches or larger than 40"x40"	1st – 3rd Ribbons, Honorable Mention	\$15-10-5
30	Afghan, 2 Colors or more 1,600 sq. inches or larger than 40"x40". Changing yarns not one multicolored yarn)	1st – 3rd Ribbons, Honorable Mention	\$15-10-5
31	Afghan, 1 Color up to 1,600 sq. inches or smaller than 40"x40"	1st – 3rd Ribbons, Honorable Mention	\$15-10-5
32	Afghan, 2 Colors or more up to 1,600 sq. inches or smaller than 40"x40". Changing yarns not one multicolored yarn)	1st – 3rd Ribbons, Honorable Mention	\$15-10-5
<b>DO NOT ENTER</b>	<b>Best of Show</b>	<b>Rosette – Sponsored by Indianapolis Crochet Guild</b>	<b>\$25 – Sponsored by Indianapolis Crochet Guild</b>

## Category: Crocheting Household Items

Class #	Class Description	Awards	Premiums
33	Bedsread or Tablecloth	1st – 3rd Ribbons, Honorable Mention	\$15-10-5
34	Pillow	1st – 3rd Ribbons, Honorable Mention	\$15-10-5
35	Doily or Table Runner	1st – 3rd Ribbons, Honorable Mention	\$15-10-5
36	Other than above not to exceed 2' x 4'	1st – 3rd Ribbons, Honorable Mention	\$15-10-5
37	Youth (8-18) any household item	1st – 3rd Ribbons, Honorable Mention	\$15-10-5
38	Amigurumi (stuffed animals)	1st – 3rd Ribbons, Honorable Mention	\$15-10-5
<b>DO NOT ENTER</b>	<b>Best of Show</b>	<b>Rosette</b>	<b>\$25</b>

\* Item is to be crocheted by exhibitor

## Category: Handspun Skein – see rules at end of category

Class #	Class Description	Awards	Premiums
39	Single Ply Skein	1st – 3rd Ribbons, Honorable Mention	\$15-10-5
40	Plied Skein	1st – 3rd Ribbons, Honorable Mention	\$15-10-5
41	Novelty Skein	1st – 3rd Ribbons, Honorable Mention	\$15-10-5
42	Llamas/Alpacas Skein should include what fiber used, must be majority percentage and listed on the tag	1st – 3rd Ribbons, Honorable Mention	\$15-10-5
43	Indiana Sheep (with proof of purchase, raw lock, no blends)	1st – 3rd Ribbons, Honorable Mention	\$15-10-5
44	LUXURY FIBERS (angora, silk, bison, camel, qiviut, cashmere, etc) Luxury fiber must be the largest portion of the skein with percentage of all fibers listed on the tag	1st – 3rd Ribbons, Honorable Mention	\$15-10-5
45	PLANT FIBERS (cotton, flax, bamboo, ramie, hemp, etc) should include what fiber used and must be the largest percentage used listed on the tag	1st – 3rd Ribbons, Honorable Mention	\$15-10-5
46	Youth (8-18) can be any fiber with the proper labeling included on the tag (see below)	1st – 3rd Ribbons, Honorable Mention	\$15-10-5
<b>DO NOT ENTER</b>	<b>Best of Show</b>	<b>Rosette - Sponsored by Bloomington Spinners and Weavers</b>	<b>\$30 - Sponsored by Bloomington Spinners and Weavers</b>

### \*Improperly Labeled Skeins may be Disqualified

\*Item must be spun by exhibitor

\*Skein must weigh 1 oz. minimum

\*Label skein with fiber content (%) and end use of yarn on the back of the exhibit tag.

\*Indiana Sheep should be spun from a fleece and not a commercial roving or top

\*Plant Fibers, tag should include % of fiber used, and it must be the predominant fiber

\*Number of plies, yardage, tied in 3 or 4 places

\*If you dye it; at what stage

## Category: Handspun Handmade Items – see rules at end of category

Class #	Class Description	Awards	Premiums
47	Knitting	1st – 3rd Ribbons, Honorable Mention	\$15-10-5
48	Weaving	1st – 3rd Ribbons, Honorable Mention	\$15-10-5
49	Crochet	1st – 3rd Ribbons, Honorable Mention	\$15-10-5
50	Miscellaneous Fiber Craft	1st – 3rd Ribbons, Honorable Mention	\$15-10-5
<b>DO NOT ENTER</b>	<b>Best of Show</b>	<b>Rosette - Sponsored by Bloomington Spinners and Weavers</b>	<b>\$30 - Sponsored by Bloomington Spinners and Weavers</b>

\* Item is to be spun by exhibitor

\* Skein must weigh 1oz. minimum

\* Luxury, plant and youth skeins must be 25 yards

\* Label skein with fiber content (%) and end use of yarn on the back of the exhibit tag

\* Luxury Fibers **must** be largest portion of the skein, with percentage of fibers used.

\* Indiana Sheep should be spun from a fleece and not a commercial roving or top.

\* Plant Fibers, tag should include % of fiber used, and it must be the predominant fiber.

\* Number of plies, yardage, tied in 3or 4 places.

\* Handspun Handmade Items should include a 5 yard labeled sample of handspun yard used in project, how prepared (i.e. hand carded, commercial roving), how spun (spun woolen, worsted).

\* Handspun Handmade Item should also include pattern, and explanation of how it was done (spun 2000 yards single of Shetland Wool, made to ply, knitted shawl using own pattern, why they choose this fiber and pattern, how long it took or other relevant information

## Category: Counted Thread Techniques or Stamped Needlepoint Canvas

Class #	Class Description	Awards	Premiums
51	Picture or Wall Hanging (counted thread)	1st – 3rd Ribbons, Honorable Mention	\$15-10-5
52	Other than Above (counted thread)	1st – 3rd Ribbons, Honorable Mention	\$15-10-5
53	Picture or Wall Hanging (stamped)	1st – 3rd Ribbons, Honorable Mention	\$15-10-5
54	Other than above (stamped)	1st – 3rd Ribbons, Honorable Mention	\$15-10-5

\* All pictures must be mounted **FRAMED** and ready to hang with wire hangers. **NO SAWTOOTH PLEASE**

\* Tags should be taped, facing up, to lower left-hand corner of frame with painters' tape.

## Category: Counted Cross Stitch

Class #	Class Description	Awards	Premiums
55	Framed – Design Area 40-100 sq. in.	1st – 3rd Ribbons, Honorable Mention	\$15-10-5
56	Framed – Design Area 101-150 sq. in.	1st – 3rd Ribbons, Honorable Mention	\$15-10-5
57	Framed – Design Area 151 sq. in. and over	1st – 3rd Ribbons, Honorable Mention	\$15-10-5
58	Any Household Item	1st – 3rd Ribbons, Honorable Mention	\$15-10-5
<b>DO NOT ENTER</b>	<b>Best of Show</b>	<b>Rosette</b>	<b>\$25</b>

\* All pictures must be mounted **FRAMED** and ready to hang with wire hangers, **NO SAWTOOTH PLEASE**.

\* Tags should be taped, facing up, to lower left-hand corner of frame with painters' tape.

## Category: Other Counted Work (Black Work, Red Work, Hardanger, etc.)

Class #	Class Description	Awards	Premiums
59	Framed Picture or Wall Hanging	1st – 3rd Ribbons, Honorable Mention	\$15-10-5
60	Any household item	1st – 3rd Ribbons, Honorable Mention	\$15-10-5
<b>DO NOT ENTER</b>	<b>Best of Show</b>	<b>Rosette</b>	<b>\$25</b>

\* Includes pulled thread, drawn work, assissi, blackwork, hardanger, duplicate stitch, Swedish darning, etc.

\* All pictures must be mounted, **FRAMED** and ready to hang with wire hangers **NO SAWTOOTH PLEASE** Tags should be taped, facing up, to lower left-hand corner of frame with painters' tape.

## Category: Stamped Cross Stitch (must be at least 70% cross stitch)

Class #	Class Description	Awards	Premiums
61	Framed Picture or Wall Hanging	1st – 3rd Ribbons, Honorable Mention	\$15-10-5
62	Any Household Item	1st – 3rd Ribbons, Honorable Mention	\$15-10-5
<b>DO NOT ENTER</b>	<b>Best of Show</b>	<b>Rosette</b>	<b>\$25</b>

\* **MUST BE AT LEAST 70% CROSS STITCH**

\* All pictures must be mounted **FRAMED** and ready to hang with wire hangers, **NO SAWTOOTH PLEASE**.

\* Tags should be taped, facing up, to the lower left-hand corner of the frame with painters' tape.

## Category: Surface Stitchery General Embroidery Techniques (No Counted Work)

Class #	Class Description	Awards	Premiums
63	Crewel (using wool thread)	1st – 3rd Ribbons, Honorable Mention	\$15-10-5
64	Picture or Wall Hanging (use cotton or other thread)	1st – 3rd Ribbons, Honorable Mention	\$15-10-5
65	Any Household Item	1st – 3rd Ribbons, Honorable Mention	\$15-10-5
<b>DO NOT ENTER</b>	<b>Best of Show</b>	<b>Rosette</b>	<b>\$25</b>

\* All pictures must be mounted **FRAMED** and ready to hang with wire hangers, **NO SAWTOOTH PLEASE.**

\* Tags should be taped, facing up, to the lower left-hand corner of frame with painters' tape.

## Category: Fabric Techniques – Mixed, Applique, Stitchwork, Machine Embroidery or Other

Class #	Class Description	Awards	Premiums
66	Any Household Article – pillow, table décor, cushion, etc. <b>NO WALL HANGINGS OR QUILTS</b>	1st – 3rd Ribbons, Honorable Mention	\$15-10-5
67	Wearable Art/Quilted garment or other article	1st – 3rd Ribbons, Honorable Mention	\$15-10-5
68	Machine embroidery any picture or household article	1st – 3rd Ribbons, Honorable Mention	\$15-10-5
69	Youth (8-18) any technique, any picture or household item	1st – 3rd Ribbons, Honorable Mention	\$15-10-5
<b>DO NOT ENTER</b>	<b>Best of Show</b>	<b>Rosette</b>	<b>\$25</b>

\*Any garment must be placed on a swivel hanger

## Category: Fabric Techniques –Miniature Needlework (NO LARGER THAN 6 INCHES)

Class #	Class Description	Awards	Premiums
70	Any article loomed or hand sewn	1st – 3rd Ribbons, Honorable Mention	\$15-10-5
71	Any article (embroidered by hand – no machine embroidery)	1st – 3rd Ribbons, Honorable Mention	\$15-10-5
<b>DO NOT ENTER</b>	<b>Best of Show</b>	<b>Rosette</b>	<b>\$25</b>

## Category: Fabric Techniques – Handsewn Lace

Class #	Class Description	Awards	Premiums
72	Bobbin Lace	1st – 3rd Ribbons, Honorable Mention	\$15-10-5
73	Knitted Lace	1st – 3rd Ribbons, Honorable Mention	\$15-10-5
74	Sewing Needle Lace	1st – 3rd Ribbons, Honorable Mention	\$15-10-5
75	Tatted Lace	1st – 3rd Ribbons, Honorable Mention	\$15-10-5
76	Other than Above (no machine lace)	1st – 3rd Ribbons, Honorable Mention	\$15-10-5
<b>DO NOT ENTER</b>	<b>Best of Show</b>	<b>Rosette</b>	<b>\$25</b>

## Category: Rugs

Class #	Class Description	Awards	Premiums
77	Traditional Hooked, Wide Cut Primitive	1st – 3rd Ribbons, Honorable Mention	\$15-10-5
78	Traditional Hooked, Fine Cut	1st – 3rd Ribbons, Honorable Mention	\$15-10-5
79	Traditional Hooked, Any Holiday	1st – 3rd Ribbons, Honorable Mention	\$15-10-5
80	Traditional Hooked, Original Design	1st – 3rd Ribbons, Honorable Mention	\$15-10-5
81	Traditional Hooked, Rug Technique- Wall Hanging, Pillow, Mat	1st – 3rd Ribbons, Honorable Mention	\$15-10-5
82	Crocheted	1st – 3rd Ribbons, Honorable Mention	\$15-10-5
83	Latch Hook, Cut Yarn	1st – 3rd Ribbons, Honorable Mention	\$15-10-5
84	Other than Above	1st – 3rd Ribbons, Honorable Mention	\$15-10-5
<b>DO NOT ENTER</b>	<b>Best of Show Traditional Hooking</b>	<b>Rosette - Sponsored by Puckihuddlers Rug Hooking Guild</b>	<b>\$50 - Sponsored by Puckihuddlers Rug Hooking Guild</b>
<b>DO NOT ENTER</b>	<b>Best of Show</b>	<b>Rosette</b>	<b>\$25</b>

\* Not to exceed 5' x 8'

## Non-Professional Quilting Division

Please read the Indiana State Fair, Indiana Arts Department and Needle Arts and Sewing Division Terms and Conditions. It is the responsibility of the exhibitor to be familiar with and understand all terms and conditions concerning exhibition.

This category is open to any amateur/non-professional quilter. (See Pro Division for more information)  
Wall hangings should have a rod pocket or sleeve for hanging. This is not required on any other quilts.

### Category: Pieced Quilting by Hand

Class #	Class Description	Awards	Premiums
85	Bed – hand pieced, hand quilted	1st – 3rd Ribbons, Honorable Mention	\$15-10-5
86	Bed – machine pieced, hand quilted	1st – 3rd Ribbons, Honorable Mention	\$15-10-5
87	Wall – hand or machine pieced, hand quilted	1st – 3rd Ribbons, Honorable Mention	\$15-10-5
88	Lap – hand or machine pieced, hand quilted	1st – 3rd Ribbons, Honorable Mention	\$15-10-5
89	Hand applique, pieced and quilted (any size)	1st – 3rd Ribbons, Honorable Mention	\$15-10-5
<b>DO NOT ENTER</b>	<b>Best of Show</b>	<b>Rosette</b>	<b>\$25</b>

\* Bed class may be any size, but intended use is for bed covering

\* Wall class may be any size, but intended use is to be hung on wall.

\* Lap class is intended for lap only

\* All work must be done by the exhibitor, except for those quilts which may have a second person contributing to the quilting.

\* Quilt may be entered no more than 5 years after completion

### Category: Pieced Quilting with Long Arm Machine

Class #	Class Description	Awards	Premiums
90	Bed – hand pieced, Long Arm machine quilted	1st – 3rd Ribbons, Honorable Mention	\$15-10-5
91	Bed – machine pieced, Long Arm machine quilted	1st – 3rd Ribbons, Honorable Mention	\$15-10-5
92	Wall – hand or machine pieced, Long Arm machine quilted	1st – 3rd Ribbons, Honorable Mention	\$15-10-5
93	Lap – hand or machine pieced, Long Arm machine quilted	1st – 3rd Ribbons, Honorable Mention	\$15-10-5
<b>DO NOT ENTER</b>	<b>Best of Show</b>	<b>Rosette</b>	<b>\$25</b>

\* Bed class may be any size, but intended use is for bed covering

\* Wall class may be any size, but intended use is to be hung on wall.

\* Lap class is intended for lap only

\* All work must be done by the exhibitor, except for those quilts which may have a second person contributing to the quilting.

\* Quilt may be entered no more than 5 years after completion

### Category: Pieced Quilting with Regular Sewing Machine

Class #	Class Description	Awards	Premiums
94	Bed – hand pieced, machine quilted	1st – 3rd Ribbons, Honorable Mention	\$15-10-5
95	Bed – machine pieced, machine quilted	1st – 3rd Ribbons, Honorable Mention	\$15-10-5
96	Wall – hand or machine pieced, machine quilted	1st – 3rd Ribbons, Honorable Mention	\$15-10-5
97	Lap – hand or machine pieced, machine quilted	1st – 3rd Ribbons, Honorable Mention	\$15-10-5
<b>DO NOT ENTER</b>	<b>Best of Show</b>	<b>Rosette</b>	<b>\$25</b>

\* Bed class may be any size, but intended use is for bed covering

\* Wall class may be any size, but intended use is to be hung on wall.

\* Lap class is intended for lap only

\* All work must be done by the exhibitor, except for those quilts which may have a second person contributing to the quilting.

\* Quilt may be entered no more than 5 years after completion

### Category: Applique Quilting with Long Arm Machine

Class #	Class Description	Awards	Premiums
98	Bed – hand appliqued, Long Arm machine quilted	1st – 3rd Ribbons, Honorable Mention	\$15-10-5
99	Bed – machine appliqued, Long Arm machine quilted	1st – 3rd Ribbons, Honorable Mention	\$15-10-5
100	Wall – hand or machine appliqued, Long Arm machine quilted	1st – 3rd Ribbons, Honorable Mention	\$15-10-5
101	Lap – hand or machine appliqued, Long Arm machine quilted	1st – 3rd Ribbons, Honorable Mention	\$15-10-5
<b>DO NOT ENTER</b>	<b>Best of Show</b>	<b>Rosette</b>	<b>\$25</b>

\* Bed class may be any size, but intended use is for bed covering

\* Wall class may be any size, but intended use is to be hung on wall.

\* Lap class is intended for lap only

\* All work must be done by the exhibitor, except for those quilts which may have a second person contributing to the quilting.

\* Quilt may be entered no more than 5 years after completion

## Category: Applique Quilting by Regular Machine

Class #	Class Description	Awards	Premiums
102	Bed – hand appliqued, machine quilted	1st – 3rd Ribbons, Honorable Mention	\$15-10-5
103	Bed – machine appliqued, machine quilted	1st – 3rd Ribbons, Honorable Mention	\$15-10-5
104	Wall – hand or machine appliqued, machine quilted	1st – 3rd Ribbons, Honorable Mention	\$15-10-5
105	Lap – hand or machine appliqued, machine quilted	1st – 3rd Ribbons, Honorable Mention	\$15-10-5
<b>DO NOT ENTER</b>	<b>Best of Show</b>	<b>Rosette</b>	<b>\$25</b>

\* Bed class may be any size, but intended use is for bed covering

\* Wall class may be any size, but intended use is to be hung on wall.

\* Lap class is intended for lap only

\* All work must be done by the exhibitor, except for those quilts which may have a second person contributing to the quilting.

\* Quilt may be entered no more than 5 years after completion

## Category: Mixed Technique Quilting

Class #	Class Description	Awards	Premiums
106	Bed – hand and/or machine quilted	1st – 3rd Ribbons, Honorable Mention	\$15-10-5
107	Wall – hand and/or machine quilted	1st – 3rd Ribbons, Honorable Mention	\$15-10-5
108	Team/Group/Organization	1st – 3rd Ribbons, Honorable Mention	\$15-10-5
<b>DO NOT ENTER</b>	<b>Best of Show</b>	<b>Rosette</b>	<b>\$25</b>

\* Bed class may be any size, but intended use is for bed covering

\* Wall class may be any size, but intended use is to be hung on wall.

\* Lap class is intended for lap only

\* All work must be done by the exhibitor, except for those quilts which may have a second person contributing to the quilting.

\* Finished Quilt must be no more than 3 years old

## Category: Other Quilting

Class #	Class Description	Awards	Premiums
109	Novelty	1st – 3rd Ribbons, Honorable Mention	\$15-10-5
110	Whole Cloth	1st – 3rd Ribbons, Honorable Mention	\$15-10-5
111	Hand Embroidered	1st – 3rd Ribbons, Honorable Mention	\$15-10-5
112	Machine Embroidered	1st – 3rd Ribbons, Honorable Mention	\$15-10-5
113	Beginning	1st – 3rd Ribbons, Honorable Mention	\$15-10-5
114	Legacy Quilt	1st – 3rd Ribbons, Honorable Mention	\$15-10-5
115	Team/Group/Organization	1st – 3rd Ribbons, Honorable Mention	\$15-10-5
116	Miniature	1st – 3rd Ribbons, Honorable Mention	\$15-10-5
117	Youth (8-18)	1st – 3rd Ribbons, Honorable Mention	\$15-10-5
<b>DO NOT ENTER</b>	<b>Best of Show</b>	<b>Rosette</b>	<b>\$25</b>

\* Bed class may be any size, but intended use is for bed covering

\* Wall class may be any size, but intended use is to be hung on wall.

\* Lap class is intended for lap only

\* All work must be done by the exhibitor, except for the Team class which may have 2 or more persons contributing.

\* Quilt must be no more than 3 years old

\* Novelty – Entry may be lacking in one or all of the following: piecing, applique, batting or a quilting stitch (may be tacked). Class includes cathedral window, yo-yo quilts, crazy quilts, biscuit quilts and comforters.

\* Wholecloth – Single piece of fabric top, machine or hand-quilted, any size

\* Embroidered – Hand or machine embroidered with hand or machine quilting

\* Beginning – First bed size quilt ever completed using technique by hand or machine

\* Legacy Quilt – Any hand or machine technique, started by one person over 25 years and completed by another within last 5 years

\* Miniature – reduced size of a full size quilt, longest side **must not** exceed 24", Hand or machine work, **maximum block size of 4"**.

\* Youth Class can be any style and any size (bed, wall & lap)

## Professional Quilting Division Terms & Conditions

1. Please read the Indiana State Fair, Indiana Arts Department and Needle Arts and Sewing Division Terms and Conditions. It is the responsibility of the exhibitor to be familiar with and understand all terms and conditions concerning exhibition.
2. Any person who regularly teaches their skill(s) for profit or regularly profits from the sale of their artistry, craft, and/or skills, through any means, must enter the professional categories regardless of the percentage of their total income.
3. Professionals entering the Amateur classes may be disqualified or reassigned to the Professional categories.
4. Once a professional quilter has entered the Professional Quilting Division, they cannot enter the Non-Professional Quilting Division.
5. Quilting may be done by either a regular domestic machine or a long arm machine.

### Category: Professional Quilter

Class #	Class Description	Awards	Premiums
118	Hand or Machine pieced, Machine quilted	1st – 3rd Ribbons, Honorable Mention	\$15-10-5
119	Hand or Machine Appliqued, Machine quilted	1st – 3rd Ribbons, Honorable Mention	\$15-10-5
120	Mixed Technique, Machine quilted	1st – 3rd Ribbons, Honorable Mention	\$15-10-5
<b>DO NOT ENTER</b>	<b>Best of Show</b>	<b>Rosette</b>	<b>\$25</b>

### Category: Sewing Infant's to Child Pattern Size 6 Clothing

Class #	Class Description	Awards	Premiums
121	Christening Dress	1st – 3rd Ribbons, Honorable Mention	\$15-10-5
122	Play Wear	1st – 3rd Ribbons, Honorable Mention	\$15-10-5
123	Special Occasion	1st – 3rd Ribbons, Honorable Mention	\$15-10-5
124	School Wear	1st – 3rd Ribbons, Honorable Mention	\$15-10-5
<b>DO NOT ENTER</b>	<b>Best of Show</b>	<b>Rosette</b>	<b>\$25</b>

*\*All clothing must be made by the exhibitor, placed on a plastic swivel hanger and personal tags or identification must be covered.*

### Category: Sewing Child's Pattern Size 7-14; Pre-Teen/Teen Clothing

Class #	Class Description	Awards	Premiums
125	Active Wear	1st – 3rd Ribbons, Honorable Mention	\$15-10-5
126	Separates	1st – 3rd Ribbons, Honorable Mention	\$15-10-5
127	Special Occasion	1st – 3rd Ribbons, Honorable Mention	\$15-10-5
128	School Wear	1st – 3rd Ribbons, Honorable Mention	\$15-10-5
129	Youth (8-18) any garment	1st – 3rd Ribbons, Honorable Mention	\$15-10-5
<b>DO NOT ENTER</b>	<b>Best of Show</b>	<b>Rosette</b>	<b>\$25</b>

*\*All clothing must be made by the exhibitor, placed on a plastic swivel hanger and personal tags or identification must be covered.*

### Category: Sewing Adult's Clothing

Class #	Class Description	Awards	Premiums
130	Evening Wear	1st – 3rd Ribbons, Honorable Mention	\$15-10-5
131	Day Wear – complete outfit	1st – 3rd Ribbons, Honorable Mention	\$15-10-5
132	Active Wear	1st – 3rd Ribbons, Honorable Mention	\$15-10-5
133	Separates – Tops (blouse, untailored jacket, vest, shirt)	1st – 3rd Ribbons, Honorable Mention	\$15-10-5
134	Separates – Bottoms (skirt, pants, shorts)	1st – 3rd Ribbons, Honorable Mention	\$15-10-5
135	Accessories (hat, purse, tote, tie, etc.)	1st – 3rd Ribbons, Honorable Mention	\$15-10-5
136	Lounge Wear or undergarment	1st – 3rd Ribbons, Honorable Mention	\$15-10-5
<b>DO NOT ENTER</b>	<b>Best of Show</b>	<b>Rosette</b>	<b>\$25</b>

*\*All clothing must be made by the exhibitor, placed on a plastic swivel hanger and personal tags or identification must be covered.*

### Category: Sewing Tailoring

Class #	Class Description	Awards	Premiums
137	Coat, Jacket	1st – 3rd Ribbons, Honorable Mention	\$15-10-5
138	2 pc. Suit	1st – 3rd Ribbons, Honorable Mention	\$15-10-5
<b>DO NOT ENTER</b>	<b>Best of Show</b>	<b>Rosette</b>	<b>\$25 -Sponsored</b>

*\*All clothing must be made by the exhibitor, placed on a plastic swivel hanger and personal tags or identification must be covered.*

## Category: Sewing Wedding/Historical: Adult or Child

Class #	Class Description	Awards	Premiums
139	Bride's Dress	1st – 3rd Ribbons, Honorable Mention	\$15-10-5
140	Other than Bride – Mother of the Bride, Bridesmaid, Flower Girl, ETC.	1st – 3rd Ribbons, Honorable Mention	\$15-10-5
141	Historical Costume	1st – 3rd Ribbons, Honorable Mention	\$15-10-5
142	Holiday Garment (not to include costumes)	1st – 3rd Ribbons, Honorable Mention	\$15-10-5
<b>DO NOT ENTER</b>	<b>Best of Show</b>	<b>Rosette</b>	<b>\$25</b>

*\*Please Bring a Photograph of the Wearer in the Entry.*

*\*All clothing must be made by the exhibitor, placed on a plastic swivel hanger and personal tags or identification must be covered.*

## Category: Repurposed Linens/Upcycled Textile Transformations

Class #	Class Description	Awards	Premiums
143	Tablecloth	1st – 3rd Ribbons, Honorable Mention	\$15-10-5
144	Sheet	1st – 3rd Ribbons, Honorable Mention	\$15-10-5
145	Clothing Items	1st – 3rd Ribbons, Honorable Mention	\$15-10-5
146	Other Material (to include any material from which a garment can be made from)	1st – 3rd Ribbons, Honorable Mention	\$15-10-5
<b>DO NOT ENTER</b>	<b>Best of Show</b>	<b>Rosette</b>	<b>\$25</b>

## Category: 2026 Indiana State Fair Theme

Class #	Class Description	Awards	Premiums
147	A Celebration of Baseball	1st – 3rd Ribbons, Honorable Mention	\$25-15-10
148	America's 250 <sup>th</sup> Birthday Theme	1st – 3rd Ribbons, Honorable Mention	\$25-15-10

*\*Any method of production is accepted*

*\*Anything that pertains to theme and must be work done with a needle or crochet/rug hook*

## Sheep to Shawl Contest

**Check in:** Sunday, August 17<sup>th</sup> at 9:00 am in the Indiana Arts Building

### Category: Adult Team

Class #	Class Description	Awards	Premiums
1	Adult Team		\$25-24-23-22-20-19
Do not enter	Champion Team	6 Rosettes	\$125
Do not enter	Reserve Champion Team	6 Rosettes	\$100
Do not enter	Third Place Team	6 Rosettes	\$75
Do not enter	Fourth Place Team	6 Rosettes	\$50
Do not enter	Fifth Place Team	6 Rosettes	\$25

### Category: Youth Team

Class #	Class Description	Awards	Premiums
2	Youth Team		\$25-24-23-22-20-19
Do not enter	Champion Team	8 Rosettes	\$100
Do not enter	Reserve Champion Team	8 Rosettes	\$75
Do not enter	Third Place Team	8 Rosettes	\$50
Do not enter	Fourth Place Team	8 Rosettes	\$25

#### OBJECTIVE:

- Adult Team - To prepare washed or unwashed fleece for spinning then weave it into a Shawl in a four (4) hour time limit.
- Youth Team - To prepare washed or unwashed fleece for spinning then weave it into a Scarf in a four (4) hour time limit.

**FLEECE:** A natural colored washed or unwashed fleece that has been skirted may be used. Teams will furnish their own fleece. The fleece will be prepared during the contest for spinning by flicking, teasing or hand carding. No teasing of fleece prior to contest.

**EQUIPMENT:** Team member may use flickers or hand cards only. Any foot powered or hand powered spinning equipment may be used. A standard harness table or floor loom whose major functions including: operation, selection and sequencing that are manually controlled are permitted. A maximum of four (4) harnesses may be used and only direct tie up is allowed. (NO DOBBY OR FLY SHUTTLE PERMITTED). Design, color and pattern of shawl will be determined by each team. Each team will have one table in their area that will need to be covered to the floor, that will be used for team display and poster and then to finish shawl once off the loom.

**WARP:** Will consist of washed or unwashed, single or two-ply natural color or naturally dyed handspun wool to be spun ahead of time by a team member(s). The loom should be pre-warped before the start of the contest. NO WEAVING OF HEADERS BEFORE CONTEST. NO FRINGE MAKERS ALLOWED.

**WEFT:** Will consist of single or two-ply washed or unwashed wool, may be naturally dyed, to be spun by team members during the time limits of the contest.

**SIZE:** Adult Team - Shawl woven area will be 20-22 inches wide and 76-78 inches long. Youth Team - Scarf woven area will be 8-10 inches wide and 62-64 inches long. A point will be deducted for each inch over or under.

**FRINGE:** in addition to the woven area, shawl or scarf must have appropriate fringe finish to be created during the time limits of the contest.

**ADULT TEAM:** There shall be no substitution of team members after the contest has started.

**YOUTH TEAM:** Once contest has begun the team may do substitutions if there are extra youth who want to participate, however there will continue to be only six (6) team members working at all times.

Judges and team captains only will meet at 9:30 am for any questions or clarifications. Teams must be set up by 9:45 am for inspection of the wool and equipment. All premium winning shawls and scarves will be auctioned off with the money going to the individual teams. Remaining teams have the option to auction their shawls and scarves.

Decisions of the judges will be final.

Teams are to bring a sign with Team's name to be kept at the team's location.  
ISA: \$25 Team Choice Award for both Youth Category and Adult Category.

## Indiana Make it with Wool *Sponsored by the Indiana Sheep Association*

**Division Coordinator:** Marianne Dosmann – madosmann@gmail.com

Entry Forms are online: <https://indianasheep.com/programs.php>

**Contest Objectives:** To promote the beauty and versatility of wool fabrics and yarns. To encourage personal creativity in sewing, knitting crocheting, spinning and weaving wool fabrics and yarns.

**Date:** Sunday, August 4th, 2025

**Location:** Indiana Arts Building, 3<sup>rd</sup> Floor

**Contest Check In:** 9:00-9:30am

**Private Judging:** 9:30am-1:00pm

**Public Fashion Show:** 2:00pm on 1<sup>st</sup> floor of Indiana Arts Building

### 1. Make it With Wool Divisions

Age Categories:

- a. Pre teen (12 & under)
- b. Junior (13 - 16)
- c. Senior (17 - 24)
- d. Adult (25 & Over)

**Made for Others Division** - Made for Others contestants have their "other" (the intended wearer) model their garment(s).

Only Juniors, Seniors, and Adults can enter these classes:

- e. One-piece garment: dress, jumper, outerwear jacket, coat, or cape.
- f. Two-piece outfit: outerwear coat, jacket, cape; blouse/shirt/vest or sweater with dress, jumper, skirt, pants, or shorts.
- g. Ensemble: 3 or more garments worn together at one time: outerwear coat, jacket, cape; blouse/shirt, vest and/or sweater with dress, jumper, skirt, pants, or shorts.

Pre Teens may enter:

- h. Dress, jumper, skirt, pants, shorts, vest, sweater, shirt/blouse, jacket, or a combination of garments. **No wool testing required for pre-teen class.**

### Judging Criteria:

- The Make it with Wool class will be based on fit and overall appearance, construction quality, coordination of fabric/yarn with garment style and design, creativity in design and use of wool and contestant's presentation.

### Requirements:

- For preteen, junior, senior and adult contestants, they must construct and model their own garment(s).
- To be eligible, a garment/outfit/ensemble must have been completed after January 1 of the state contest year.
- On the day of the contest, items must be checked in by 9:30 am.

### Wool Testing:

Wool fabric or yarn used to construct outfits in only the Junior, Senior and Adult classes will be tested for wool content. A minimum of 60% wool or specialty wool fiber must be used. Preteens or Made for Others do not have the wool test requirement.

- Please send 5x5 fabric swatch or 12-inch yarn sample with \$7.00 fee for each swatch to the state for testing. Testing must be completed prior to the day of the contest.
- Please send swatch with your entry fee no later than July 1, 2025, to ensure timely testing.

### Fees for MIWW Class:

- \$10.00 state entry fee made payable to "Indiana Sheep Association"
- \$12.00 national entry fee made payable to "National MIWW" are required for this category.

**Note:** 4-H project garment that complies with the wool contest rules also may be entered in the state MIWW contest. Even 4-Hers that do not advance to State Fair at the county level can still enter with-in this open division.

**2. Wearable Accessories Class** – An accessory that can be worn with an outfit and may include but not limited to hats, scarfs, purses, shoes, jewelry, lapel pins, scarves, hat decorations, vests when only making a vest.

**Requirements:**

- Wool or yarn used for the accessory class must be at least 60% wool. **No wool testing required for this class.**
- All items must be made during the contest year.
- On the day of the contest, items must be checked in by 9:30 am.

**Fees for Wearable Accessories Class:** \$10.00 state entry fee with entry form made payable to “Indiana Sheep Association”

**3. Home Décor Class** - Any item that can decorate your home including hooked rugs, pillows, wool quilts, table runners, seat covers, placemats, wall hangings, afghans, lamp shades and more! After all...wool is versatile!! You may sew, hook, knit, crochet...let your creativity soar!

**Requirements:**

- Any wool home décor item may be entered.
- Wool content should be 60% or more.
- All visible sides of item must be wool with the exception of backings and/or trim.
- Size of item must be relevant to article.
- You may enter as many items as you wish. For example, a **SET** of 4 placemats will be considered as one item and only needs **ONE** entry fee. If you decide to also enter a quilt, then it will require a separate entry fee.
- All items must be made during the contest year.
- On the day of the contest, items must be checked in by 9:30 am.

**Fees for Home Décor Class:** Each entry fee will be \$10.00 made payable to “Indiana Sheep Association.” No National MIWW fees required for this category.

*You may enter more than one class/garment. Use a separate entry for each category.*

*All entries must be postmarked by July 1, 2026 Please send entry form(s) and \$10.00 state entry fee(s) made payable to “Indiana Sheep Association”, wool/yarn swatch for testing for only those entering in the junior, senior and adult Make it with Wool divisions to: Marianne Dosmann, MIWW 63723 Thron Road North Liberty, IN 46554. A separate national entry fee of \$12.00 is required for those entering the state MIWW contest in the pre-teen, junior, senior and adult divisions..*

*Contact with questions: [madosmann@gmail.com](mailto:madosmann@gmail.com). Check out updates on the Indiana Make It With Wool Facebook page. Other information can be found on the National Make It With Wool website.*

## Photography Division

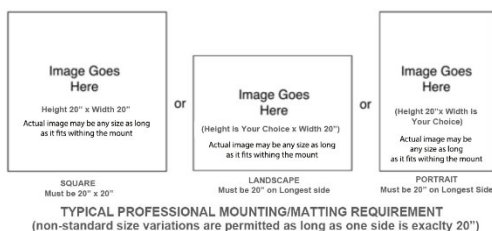
**Photography Division Coordinator:** Indianapolis Professional Photographers Guild – (812)-371-8801

**Photography Division Terms & Conditions: READ CAREFULLY**

1. Please read the Indiana State Fair, Indiana Arts Department and Photography Division Terms and Conditions. It is the responsibility of the exhibitor to be familiar with and understand all terms and conditions concerning the exhibition. Entries not meeting specified requirements will be disqualified and not hung.
2. Category Descriptions:
  - a. Professional – Photographers engaged in creating prints for payment regardless of the percentage of the total income.
  - b. Amateur – Photographers who do not sell their work
  - c. Youth – Grades 7-12
  - d. Elementary – Grades 1-6
  - e. University – Enrolled in a College, University or Trade School
  - f. Camera Club – Camera Club Group, Guild, Society. Entries must be from 5 different members of the club. Print entered in Camera Club **may not be entered in an individual category as well.**
3. Professional vs. Amateur – Any person who promotes the sale of their images through any means, must enter the professional categories regardless of the percentage of his or her total income. Amateurs will be asked to sign a release stating they do not solicit photography jobs for monetary gains. Professionals entering in Amateur class may be disqualified or reassigned to the Professional categories.
4. This contest is open to all photographers, both professional and amateur alike.
5. All entry final images must have been created during the past three years and have never been shown in any Indiana State Fair competition division or Photography Division category.
6. **Number of Prints (New for 2026 ONLY)**
  - a. Professional Categories – **Up to 3 prints, 1 album and 2 State Fair Special Category (6 items) may be entered. Entrants may enter only 1 print in the theme and only 1 print in the "American's 250th Birthday" theme.** NOTE: Album and State Fair Special theme Category scores will not be included towards overall scoring for Top Ten Photographer in the Professional Category.
  - b. Amateur Categories – **Up to 3 prints, 2 State Fair Special Category (5 items) may be entered. Entrants may enter only 1 print in the theme and only 1 print in the "American's 250th Birthday" theme.**
  - c. Camera Club Categories – Limit 5 different prints per club submitted by 5 different club members. Club submissions (5 prints) must be submitted under the Club name by a singular club official.
  - d. No print or image may be entered into more than one category or division. **No exceptions.**
7. **All class changes are the responsibility of the exhibitor to arrange with the State Fair's Indiana Arts Office on the first floor of the building prior to check-in with the Photography Division on the 3rd floor. New entry "tags" must be printed by that office and the exhibitor must attach to the back of their print(s) prior to check-in.**
8. **Print Sizes and Mounting:** (for special instructions see the link or QR code at the bottom of this section.)
  - a. **Professional Category** – Mounted prints entered must measure exactly 20 inches on the longest side. The maximum size accepted would be 20" x 20". Image within the mount may be any size. Prints must be mounted on a solid photographic mount board or foam core. No Masonite, corrugated cardboard or thin poster board. No metal or glass. **Thickness not to exceed 3/16."**


**PROFESSIONAL MOUNT SIZE  
LONGEST SIDE**

**MUST MEASURE EXACTLY 20" ON THE**



- b. **Amateur Category & University** – Minimum image area of 8" x 10" to a maximum of 16" x 20". **The entry must be mounted on a solid photographic mount board or foam core measuring exactly 16" x 20"**. No Masonite, corrugated cardboard or thin poster board. No metal or glass. **Thickness not to exceed 3/16"**

**MOUNT SIZE MUST BE 16"X20"**

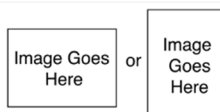


AMATEUR, CAMERA CLUB, & UNIVERSITY  
MOUNTING/MATTING REQUIREMENT

(Image size on the mount can be no less than 8"x 10")

- c. **Youth and Elementary Categories** – Minimum image area of 5" x 7" to a maximum of 8" x 10". **The entry must be mounted on a solid photographic mount board or foam core measuring exactly 8" x 10"**. No Masonite, corrugated cardboard or thin poster board. No metal or glass. **Thickness not to exceed 3/16"**.

**MOUNT SIZE MUST BE 8"X10"**



MUST BE  
8"X10"

ELEMENTARY & YOUTH  
MOUNTING/MATTING REQUIREMENT

(Image size on the mount can be no less than 5"x 7")

- d. **Camera Club Category** – (see diagram with Amateur & University) - Minimum image area of 8" x 10" to a maximum of 16" x 20". **The entry must be mounted on a solid photographic mount board or foam core measuring exactly 16" x 20"**. No Masonite, corrugated cardboard or thin poster board. No metal or glass. **Thickness must not exceed 3/16"**. **MOUNT SIZE MUST BE 16"X20"**.
- e. **Thickness** on all images must not exceed **3/16 of an inch**. Digital Mats are preferred for handling purposes, but overlay mats are acceptable as long as the total thickness of exhibits is no more than 3/16". Overlay mats must be attached on all 4 sides. Exhibitors should be aware that double faced tape, or a thin layer of spray glue will not hold up in high heat and humidity. Entries that fall apart before or during judging will be disqualified. If your entry does not meet these standards, the entry will be disqualified and not hung.
- f. Please refer to the following link for instructions and advice on proper print mounting and matting. You may click on the link or copy and paste into your browser: <https://www.ippponline.org/Print-Competition-Mounting-Instructions> or scan the below QR code to take you to the link.



9. **Entry tag must be placed on the back upper left-hand corner of the entry. Placement of the tag determines the orientation of the print.**
10. Print titles should be written on the top on the back of the print.
11. Name, previous awards, seals, ribbons or any other identification may not appear on the front of the entry. No prints in frames, under glass, plastic covers or shrink wrap will be accepted. No hangers, rough, raised or sticky substance on the back or the front of the prints.
12. Prints previously displayed at the Indiana State Fair may not be entered again.
13. No two (2) prints shall be of the same subject matter unless treatment is such as to produce two entirely different photos.
14. The official judges will assign points to each entry. The highest score will determine awards and premiums.
15. The Indiana Arts Department Superintendent and State Fair Officials reserve the right to disqualify prints deemed to be in poor taste, or to remove after hung, if public complaints arise.
16. All possible care will be taken to safeguard the exhibits, but no responsibility will be assumed by the Indiana State Fair for any loss or damage in transit or while in our possession.

17. The original exposure and image must be that of the exhibitor. Copies of photographs or photographs taken during an instructional class will not be allowed.
18. It is the photographer's responsibility and not the obligation of the Indiana State Fair nor IPPG to secure a release of any individual in a photograph. Likewise, permission in the form of a written release is required for any photograph on private property including Rail Road property.
19. **VERY IMPORTANT** All photographic entries must be created by the entrant. Photographs created in any part by the use of "Text to Image" Artificial Intelligence (i.e., not by the use of a camera) will be automatically disqualified. Artificial Intelligence is commonly abbreviated as "AI."

## Judging:

A 3-person panel composed of professional photographers will judge all photographs in each classification. The judges will have the authority to decide any question not specifically covered by these terms and conditions and their decision will be final. Judges also have the right to reclassify any print.

1. **Impact** is the sense one gets upon viewing an image for the first time. Compelling images evoke laughter, sadness, anger, pride, wonder or another intense emotion. There can be impact in any of these 12 elements.
2. **Technical excellence** is the print quality of the image itself as it is presented for viewing. Retouching, manipulation, sharpness, exposure, printing, mounting, and correct color are some items that speak to the qualities of the physical print.
3. **Creativity** is the original, fresh, and external expression of the imagination of the maker by using the medium to convey an idea, message or thought.
4. **Style** is defined in a number of ways as it applies to a creative image. It might be defined by a specific genre or simply be recognizable as the characteristics of how a specific artist applies light to a subject. It can impact an image in a positive manner when the subject matter and the style are appropriate for each other, or it can have a negative effect when they are at odds.
5. **Composition** is important to the design of an image, bringing all the visual elements together in concert to express the purpose of the image. Proper composition holds the viewer in the image and prompts the viewer to look where the creator intends. Effective composition can be pleasing or disturbing, depending on the intent of the image maker.
6. **Presentation** affects an image by giving it a finished look. The mats and borders used, either physical or digital, should support and enhance the image, not distract from it.
7. **Color Balance** supplies harmony to an image. An image in which the tones work together, effectively supporting the image, can enhance its emotional appeal. Color balance is not always harmonious and can be used to evoke diverse feelings for effect.
8. **Center of Interest** is the point or points on the image where the maker wants the viewer to stop as they view the image. There can be primary and secondary centers of interest. Occasionally there will be no specific center of interest, when the entire scene collectively serves as the center of interest.
9. **Lighting** —the use and control of light—refers to how dimension, shape and roundness are defined in an image. Whether the light applied to an image is manmade or natural, proper use of it should enhance an image.
10. **Subject Matter** should always be appropriate to the story being told in an image.
11. **Technique** is the approach used to create the image. Printing, lighting, posing, capture, presentation media, and more are part of the technique applied to an image.
12. **Story Telling** refers to the image's ability to evoke imagination. One beautiful thing about art is that each viewer might collect his own message or read her own story in an image.

## Classifications:

*Note some class numbers have changed and some classes contain both Color & B/W*

### PROFESSIONAL

- **Portrait** – An image of an individual or group. May be staged, posed, or candid.
- **Wedding** – (includes both Color and B/W) An image taken with a wedding theme. May be staged, posed, or candid.
- **Commercial** – (includes both Color and B/W) An image taken for advertising, product, or “Point of Sale” or architecture.
- **Open** – Anything goes, creative, experimental, any subject, and any technique excluding Artificial Intelligent (AI). Photographs created in any part by the used of “text to image” (not by the use of a camera) will be automatically disqualified.
- **Wildlife** – Non-domesticated animals (including birds) in natural wildlife settings or in zoos or sanctuaries.
- **Photojournalistic** – A story telling or human interest image including Sports and other Live events
- **Nature/Landscape** – An image that the main subject is animals, insects, landscapes, or plants
- **Album/Book** – Album or book of images that tell a story of a person, couple, place, or pet
- **Pets**- An image of a domesticated pet. May be posed or staged.
- **Photographic Artist** -- (includes both Color and B/W) Prints using more than one element in an image/print not taken by the photographer that aid in telling a visual story may be entered in the Photographic Artist class. **Guides of small thumbnail images must be included** showing all elements used in the creation of the larger image. These prints are judged on the total artwork. The final image is judged by the same 12 elements used with the addition of “technical difficulty.” Further detailed information and visuals may be found on the link below. You may click on the link or copy and paste into your browser: <https://www.ippponline.org/State-Fair-Artist-Category/> or scan the below QR code to take you to the link



### AMATEUR, YOUTH, ELEMENTARY, COLLEGE/UNIVERSITY, CAMERA CLUB

- **People/Family** – people are the main subject, either formal (posed) or informal (candid)
- **Travel (Scenic and Architecture)** – An image taken anywhere that reflects architecture, seascapes, or human interest.
- **Photojournalistic** – a story telling image or human interest including Sports and other Live events.
- **Nature/Landscape** – An image that the main subject is animals, insects, flowers, or plants.
- **Open** – Anything goes, creative, experimental, any subject, and any technique excluding Artificial Intelligent (AI). Photographs created in any part by the used of “text to image” (not by the use of a camera) will be automatically disqualified.
- **Wildlife** – (includes both Color and B/W) Non-domesticated animals (including birds) in natural wildlife settings or in zoos or sanctuaries.
- **Pets** – (includes both Color and B/W) An image of a domesticated pet. May be posed, staged, or candid.

### Category: 2026 Indiana State Fair Theme

Class #	Class Description	Awards	Premiums
1	A Celebration of Baseball	1st – 3rd Ribbons	\$25-15-10
2	America's 250 <sup>th</sup> Birthday Theme	1st – 3rd Ribbons	\$25-15-10

\* Open to all photographers

\* Pictures should express the 2025 Indiana State Fair Theme.

\* Limit to one photograph per exhibitor

### Category: Professional Color (Note: some class numbers include Color & B/W)

Class #	Class Description	Awards	Premiums
3	Portrait	1st – 3rd Ribbons	\$40-30-20
4	Wedding (includes both Color and B/W)	1st – 3rd Ribbons	\$40-30-20
5	Commercial (includes both Color and B/W)	1st – 3rd Ribbons	\$40-30-20
6	Wildlife	1st – 3rd Ribbons	\$40-30-20
7	Nature/Landscape	1st – 3rd Ribbons	\$40-30-20
8	Open	1st – 3rd Ribbons	\$40-30-20
9	Pets (includes both Color and B/W)	1st – 3rd Ribbons	\$40-30-20
10	Photographic Artist (includes both Color and B/W)	1st – 3rd Ribbons	\$40-30-20
11	Photojournalistic (includes Sports & Live Events)	1st – 3rd Ribbons	\$40-30-20
<b>DO NOT ENTER</b>	<b>Best of Show</b>	<b>Rosette</b>	<b>\$50</b>

## Category: Professional Black & White

Class #	Class Description	Awards	Premiums
12	Portrait	1st – 3rd Ribbons	\$40-30-20
13	Wildlife	1st – 3rd Ribbons	\$40-30-20
14	Album/Book (includes both Color & B/W and must be multiple pages)	1st – 3rd Ribbons	\$40-30-20
15	Nature/Landscape	1st – 3rd Ribbons	\$40-30-20
16	Open	1st – 3rd Ribbons	\$40-30-20
17	Photojournalistic (includes Sports & Live Events)	1st – 3rd Ribbons	\$40-30-20
<b>DO NOT ENTER</b>	<b>Best of Show</b>	<b>Rosette</b>	<b>\$50</b>

## Category: Amateur Color (Note: some class numbers include Color & B/W)

Class #	Class Description	Awards	Premiums
18	People/Family	1st – 3rd Ribbons	\$30-25-20
19	Travel (Scenic and Architecture)	1st – 3rd Ribbons	\$30-25-20
20	Wildlife (includes both Color & B/W)	1st – 3rd Ribbons	\$30-25-20
21	Photojournalistic (includes Sports & Live Events)	1st – 3rd Ribbons	\$30-25-20
22	Nature/Landscape	1st – 3rd Ribbons	\$30-25-20
23	Open	1st – 3rd Ribbons	\$30-25-20
24	Pets (includes both Color and B/W)	1st – 3rd Ribbons	\$30-25-20
<b>DO NOT ENTER</b>	<b>Best of Show</b>	<b>Rosette</b>	<b>\$40</b>

## Category: Amateur Black & White

Class #	Class Description	Awards	Premiums
25	People/Family	1st – 3rd Ribbons	\$30-25-20
26	Travel (Scenic and Architecture)	1st – 3rd Ribbons	\$30-25-20
27	Photojournalistic (includes Sports & Live Events)	1st – 3rd Ribbons	\$30-25-20
28	Nature/Landscape	1st – 3rd Ribbons	\$30-25-20
29	Open	1st – 3rd Ribbons	\$30-25-20
<b>DO NOT ENTER</b>	<b>Best of Show</b>	<b>Rosette</b>	<b>\$40</b>

## Category: Amateur Camera Club

Class #	Class Description	Awards	Premiums
30	Open Color or Black & White	1 <sup>st</sup> - Rosette 2 <sup>nd</sup> -3rd Ribbons	\$15-10-8

## Category: Amateur Elementary (1<sup>st</sup> – 6<sup>th</sup> Grade)

Class #	Class Description	Awards	Premiums
31	Black & White	1st – 3rd Ribbons	\$15-10-8
32	Color	1st – 3rd Ribbons	\$15-10-8
<b>DO NOT ENTER</b>	<b>Best of Show</b>	<b>Rosette</b>	<b>\$20</b>

## Category: Amateur Youth (7<sup>th</sup> – 12<sup>th</sup> Grade)

Class #	Class Description	Awards	Premiums
33	Black & White	1st – 3rd Ribbons	\$15-10-8
34	Color	1st – 3rd Ribbons	\$15-10-8
<b>DO NOT ENTER</b>	<b>Best of Show</b>	<b>Rosette</b>	<b>\$20</b>

## Category: Amateur College

Class #	Class Description	Awards	Premiums
35	Black & White	1st – 3rd Ribbons	\$15-10-8
36	Color	1st – 3rd Ribbons	\$15-10-8
<b>DO NOT ENTER</b>	<b>Best of Show</b>	<b>Rosette</b>	<b>\$20</b>

## Critiques

Print critiques may be purchased for an additional fee. Interested entrants must sign up for critiques when dropping off their prints for competition (not when registering online) and prior to the official opening of the State Fair.

## Live Streaming

Live Streaming on the day of Judging will be offered at an additional cost. Competition entrants must be sign up for this option when submitting their prints for competition. (not when registering online)

For information on Print Critiques and the judging Live Streaming, you may click on the below link or copy and paste it into your web browser <https://www.ipggonline.org/Additional-Options> -- or scan the below QR code to take you to the link



**Clarification of scoring:** Numeric scores are determined by the judges. Any score of 80 or above not awarded a 1<sup>st</sup>, 2<sup>nd</sup>, or 3<sup>rd</sup> place ribbon shall be awarded Honorable Mention.

**Indiana Photographer of the Year:** This is awarded in the professional division only to a professional photographer with the highest case score (total of three images entered not including State Fair Theme print or album).

**Scoring Ties:** When necessary, the judges will determine the placement of all ties.

*All emergencies, safety concerns and suspicious activity should be reported immediately to the Indiana State Fair Operations Center at (317) 927-7520.*

## **Prohibited Items**

1. No alcoholic beverages may be brought on to the Fairgrounds during the annual Indiana State Fair.
2. No person in possession of a deadly weapon shall be permitted onto or be permitted to remain on the Fairgrounds, unless that person can demonstrate that the deadly weapon is intended for sale or trade at an event that is taking place on the Fairgrounds (Indiana Administrative Code, Title 80, Section 11-2-2(b)).
  - a. The definition of a deadly weapon includes firearms, knives or sharp bladed items (regardless of blade length), or any object carried or possessed with the intent to be used as a deadly weapon.
  - b. Exhibitors will be permitted to carry and use knives and other tools necessary for the proper care of their animals, tack, and equipment. However, these items may only be carried within the confines of the barn in which the animal(s) is housed. Knives and other tools carried outside of the barn are subject to confiscation under the deadly weapon rules found in the Indiana Administrative Code, Title 80, Section 11-2-2.
3. Any deadly weapon found in the possession of a person while on the Fairgrounds is subject to immediate confiscation by persons authorized to provide security protection services as well as city, county, and state police agencies. Federal, state, or local law enforcement officers or those employed or authorized by the Indiana State Fair Commission are excepted from this rule (Indiana Administrative Code, Title 80, Section 11-2-2 (a), (c), and Section 11-2-3 CI) and (2)).
4. Any person properly licensed to carry a firearm must secure the firearm in a locked compartment of his/her vehicle and it shall not be visible to passersby (Indiana Administrative Code, Title 80, Section 11-2-2(d)).
5. No generators (not attached to a working/in transit RV/trailer/living quarters) or animal scales are permitted on the Fairgrounds except those furnished by the State Fair.

## **Animal Policies & Procedures**

6. The only animals permitted on the Fairgrounds during the Indiana State Fair are animals registered, boarded or entered for exhibition, show or other competition; animals that will be used in a scheduled performance or to perform work at the Fair; law enforcement animals and service animals. Household and family pets, whether domestic or wild, and service animals not recognized by the Americans with Disabilities Act (ADA) Section 36.104 are not permitted on the Fairgrounds during the Indiana State Fair. No person in possession of or having control over an unauthorized animal shall be permitted onto or be permitted to remain on the Fairgrounds (Indiana Administrative Code, Title 80, Section 11-2-4).
7. Animals entered for exhibition, show or competition and animals scheduled to perform must remain in approved areas at all times. Violation may be disqualifiable offenses. See individual department terms and conditions for more specific information.

## **General Safety Policies & Procedures**

8. Smoking is not permitted inside barns and buildings. Smoking is only permitted in designated areas on the Fairgrounds.
9. Cameras are located throughout the Fairgrounds for security and promotional purposes.
10. Motorized vehicles, including golf carts, are not permitted in any barns or buildings (IFC 313.1). This does not apply to personal mobility devices. A valid State issued driver's license is required to operate a motorized vehicle including a golf cart on the Fairgrounds.
11. Fans are permitted, so long as they have safety-approved shrouds. See individual department requirements pertaining to size, allowable number, and placement of fans.

## **Tents, Canopies, & Stall Coverings**

- Any tent, canopy, or stall covering in a building must be made of a material to allow for or not block water distribution as well as meet or exceed NFPA Standard 701.
- A portable fire extinguisher must be located under each tent, canopy, or covering. Fire extinguishers mounted in the building by the ISFC do not apply. Exhibitors must have their own fire extinguisher under each tent, canopy, or covering.

## **Fire Safety**

- The Indiana State Fire Marshal's Office conducts regular inspections of all barns and buildings during the Indiana State Fair to identify any potential fire hazards or threats to life safety. The decisions of the fire marshal are final and will be enforced.
- Fire extinguishers are located throughout every barn and building. They may be used for approved purposes only. Do not use a fire extinguisher if you are not trained on its proper use.
- Most buildings and barns are equipped with fire alarm and/or fire suppression systems. In the event of a fire, these systems should be activated.
- Emergency exits are clearly marked in all barns and buildings. In the event of an emergency, calmly evacuate through the nearest accessible emergency exit.
- Do not store tack/supplies in primary aisles, in front of exit doors, or in/under stairwells.

## Severe Weather

- In the event of severe weather impacting the Fairgrounds, be it a severe thunderstorm or tornado, you may receive instructions over the barn or building public address system. If the barn or building is not equipped with a public-address system, State Fair staff will notify people in person.
- During a severe weather situation, you will be asked to remain inside, away from windows and doors whenever possible. Staff may be instructed to close all doors and windows, including overhead doors.
- Larger barns and buildings will be used for shelter-in-place (points of refuge) to allow Fairgoers to seek shelter. This may cause an influx of people into livestock areas and result in the postponement of a show or exhibition. Exhibitors should be mindful of this, keep aisles and walkways clear, and tend to their animals accordingly.

## Food Preparation/Cooking Policies & Procedures

- Cooking inside and adjacent to barns and buildings is not advised. The Indiana State Fair Biosecurity plan recommends that food be excluded from animal areas. If cooking and/or food preparation is necessary, the following policies and procedures must be followed:
  - All grills and flat-top cook surfaces that are powered by gas, charcoal, or other fuel are prohibited on the Fairgrounds. Only electric-powered cooking devices are allowed. **Any cooking device with an open flame is prohibited.**
  - Approved cooking devices are limited to crockpots, or similar slow cookers, and microwave ovens. Cooking devices must have a cover approved for use with the device and comply with all applicable electrical and fire codes. Cooking devices are also required to be powered by approved cords that are not frayed or malfunctioning in any way.
  - Exhibitors cooking in the barns and buildings do so at their own risk and assume all liability for their actions concerning food contamination from pathogens that may be present in or near a livestock area.

## Extension Cords

- Extension Cords shall not be a substitute for permanent wiring. IFC 2012 (605.4.1) Extension Cords shall not be affixed to structures. IFC 2012 (605.5)
- Extension Cords shall not extend through walls, ceilings, doorways, or floors. IFC 2012 (605.5) Extension Cords shall not be buried under carpet or animal bedding.

## Multi-plug Adapter/Power Strip

- Multi-plug adapter(s) are prohibited. IFC 2012 (605.4)
- Power strip(s) shall be grounded and be equipped with overcurrent protection. IFC 2012 (605.4.1) Power strip shall be directly connected to an electrical outlet (no piggy-backing). IFC 2012 (605.4.2) Power strip cords shall not extend through walls, ceilings, doorways, or floors. IFC 2012 (605.4.3)

## Animal Wellness & Care

The Animal Wellness & Care Plan (AWAC) was established to reinforce the Indiana State Fair's commitment and belief in the proper treatment of all animals in exhibition. The Indiana State Fair holds exhibitors of the various species of animals being exhibited to the highest standards in wellness, care and ethics of exhibition. The AWAC is responsible for ensuring the most up to date standards as well as to be a source for the public to seek answers to their questions relating to the health and safety of the animals involved in the Indiana State Fair. Failure or refusal by an exhibitor or fairgoer to comply with the Animal Wellness & Care Plan can result in penalties up to and including but not limited to removal and a ban from the Fairgrounds for the duration of the event.

## Biosecurity

The Indiana State Fair Biosecurity Plan was developed to prevent the outbreak of diseases carried by both animals and humans that spread pathogens that can be transmitted to and from farm animals, as well as through the food supply. Many diseases and pathogens can be prevented through maintaining the cleanliness of facilities and encouraging good hygiene. The Biosecurity Plan will be enforced during the Indiana State Fair and all exhibitors are expected to carryout and preform basic biosecurity and hygienic task including:

- Hand Washing/sanitizing following exposure to animals and always before consuming food or drinks
- Excluding human food and food preparation from animal areas
- Maintaining general cleanliness of animals and animal areas
- Properly disposing of animal waste/soiled bedding in properly identified/designated areas
- Cleaning-up after your animal if it soils/has a biological event in a building/Fair common space
- Reporting the appearance or evidence of animal/human sickness or distress to Fair officials

Failure or refusal to comply with the above can result in penalties up to and including but not limited to removal and a ban from the Fairgrounds for the duration of the event.

The Indiana State Fair is committed to providing opportunities for all 4-H participants to show their animals as part of the State Fair. The State Fair also wants to ensure the integrity of its 4-H competitions as is evidenced by the various terms and conditions set forth in this Entry Book, including its policy with respect to testing for unauthorized substances in certain animals that are entered into these competitions and the penalties associated with positive results. By entering into these competitions, you agree to these terms and conditions and as such, we strongly recommend that you read this information carefully prior to submitting your entry.