
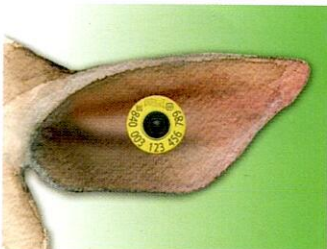
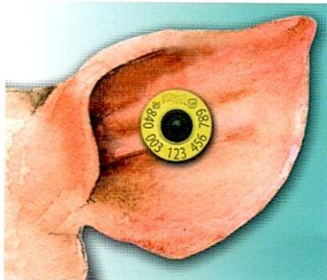




Livestock Intelligence



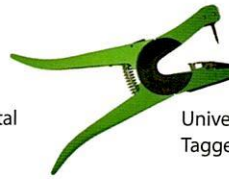
Use the red blunt pin and **remove the black insert from the base of the jaws** for applying EID tags.



EID Applicators



Universal Total Tagger




Universal Total Tagger+

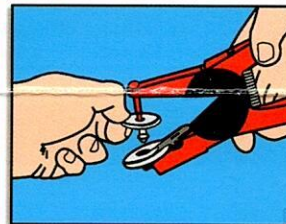


EID Ultra Retract-O-Matic™


Application Instructions for Allflex Electronic Identification Ear Tags



1. To load, depress spring clip and insert the female EID tag. Ensure that the raised portion of the tag, which encloses the transponder chip, is placed in the open portion of the jaws.



2. Slip the male tag completely onto the blunt applicator pin. Squeeze the jaws together lightly to ensure the male shaft is in line with the female.



3. Dip the jaws of the applicator holding the tag into an antiseptic or disinfectant solution.

Recommended EID Tag Placement

Application site must be free of foreign debris prior to placement of tags on the animal. Review application instruction prior to tagging.

IMPORTANT: Caution, "Free Air Space" is critical for proper healing and retention. Inspect placement after tagging to ensure there is sufficient space between ear and EID tag.

FOR CATTLE

1. The EID tag should be placed in the middle of the ear between the two cartilage ribs close to the head.
2. The female portion of the tag should be on the inside of the ear with EID tag application. Note that this is a thicker part of the ear. Application may be more difficult than when applying a visual tag.

FOR SWINE

1. Place the EID tag in the middle or thicker part of the ear
2. The male tag should be on the outside of the ear and the female (or EID tag) should be placed on the inside of the ear. Tag retention is improved when male tag lays flush against the back side of the ear.

IMPORTANT: Tag application may vary based on breed type and ear size.

FOR SHEEP/GOAT

1. Place the EID tag in between the cartilage ribs of the ear, near the first quarter of the ear (closest to the head)
2. The female portion of the tag should be placed on the inside of the ear.