

# CLOTHING & TEXTILE DEPARTMENT

**LOCATION:** Domestic Arts Building

**Manager:** Kathy Petz – Phone: 620-694-4057 and Email: kathypetz@sbcglobal.net

Changes have been made to the General and Department Rules. Please read all the rules.

Online entry available May 1, 2026

Entry Deadline is August 1

Late Entry: August 2 (12:01 a.m.) to August 15 (11:59 p.m.) - \$5.00 late fee, per exhibitor.

August 16 (12:01 a.m.) to August 19 (11:59 p.m.) - \$25.00 late fee, per exhibitor.

No entries will be accepted after August 19 (11:59 p.m.)

If you do not receive a confirmation email following registration and entry, please contact the Fair office at 620-669-3621

Receiving / Drop off

- Thursday August 27, Noon- 8 p.m.
- Friday August 28, 11 a.m. – 6 p.m.
- Saturday August 29, 9 a.m. – Noon

Judging

- August 29-Sept. 3

Release / Pick up

- Sunday September 20, 6 p.m. – 8 p.m.
- Monday September 21 9 a.m. – 1 p.m.

If you do not receive a confirmation email following registration and entry, please contact the Fair office at 620-669-3621

Exhibitor Social Security Numbers ARE REQUIRED. The Kansas State Fair is a State-entity, and the State of Kansas requires the correct SSN for verification of premium payments.

## GENERAL AND DEPARTMENTAL RULES

1. **DEADLINE DATES:** All exhibitors are required to submit their entries online by the deadline date of **August 1, 2026**. Assistance for online entries is available during regular business hours only. (Monday – Friday, 8:00 a.m. to 5:00 p.m.) by calling the competitive office at 620-669-3621.
2. **REQUIRED EXHIBITOR FEES:** ALL exhibitors are required to pay a \$1.00 processing fee per

person as well as a \$1.00 per item entry fee. Exhibitor Social Security Numbers ARE REQUIRED. The KSF is a State-entity, and the State of Kansas requires the SSN for verification of premium payments.

3. ENTRIES/LATE ENTRIES: Entries will be accepted online at [www.kansasstatefair.gov](http://www.kansasstatefair.gov), beginning May 1, 2026. Entries will be accepted after August 1, 2026, in accordance with the following schedule: **NO ENTRIES WILL BE ACCEPTED AFTER AUGUST 19, 2026.**
  - o August 2 (12:01 a.m.) to August 15 (11:59 p.m.) - \$5.00 late fee, per exhibitor.
  - o August 16 (12:01 a.m.) to August 19 (11:59 p.m.) - \$25.00 late fee, per exhibitor.
  - o No entries will be accepted after August 19 (11:59 p.m.)
4. An exhibitor may enter one (1) item per class, unless noted differently.
5. Exhibitors have up to 15 minutes to arrange, display or touch-up their exhibit upon arrival, prior to checking in.
6. Exhibits cannot be prepared or assembled on-site, unless it is a “real time” contest, and it is stated in the rules. Department Managers or Competitive Exhibit Coordinator have the right to disqualify an entry or exhibit if anyone, other than the exhibitor, has prepared it. **ALL WORK MUST BE THAT OF THE EXHIBITOR.**
7. Displayed exhibits may be limited – KSF reserves the right to only display what room allows. Any item not being displayed will have designated pick-up times. First place through third place is guaranteed to be shown. Every effort will be made to display ALL items entered in the fair.
8. Any item that does not meet Kansas State Fair requirements will not be accepted. If an item is accepted due to oversight, it may later be disqualified and/or not judged or displayed.
9. During check-in, a Kansas State Fair staff member may question if you entered your item properly, if it is obvious the item may not meet the class requirements. If an exhibitor is not sure if the item(s) are entered properly, they must ask a staff member for assistance **BEFORE** the item is checked in. This process can only be done during receiving hours and at the request of the exhibitor. If you question the class entered, and the Department Manager can justify the error, it may be moved to the proper class. Once an item has been checked in, **IT CANNOT BE MOVED**, without the prior approval of the Competitive Exhibit Coordinator. Check-in finalizes your entry. Kansas State Fair does not allow any item substitutions. If an item is entered into an incorrect category, it may be disqualified by a judge.
10. Entries will not be entered or judged in “Any Other Items” or “Not Specified” class if another class for that item is available.
11. All exhibits must have been created, grown, or harvested by the exhibitor during the season of current year unless otherwise stated. All creative items must have been completed since the 2025 Kansas State Fair (Since September 20, 2025).
12. If a “real-time” contest has fewer than two entered contestants, the contest may be changed to allow walk-up entries, with the approval of the KSF Competitive Exhibit Coordinator and sponsor (if the Division is sponsored).
13. After arrangements of exhibits for prizes, no change will be allowed except for authority from KSF Competitive Exhibit Coordinator.
14. Our primary audience consists of family and youth. We reserve the right to reject any entry that may be considered objectionable by that audience.
15. Youth Division: Youth exhibitors must be 18 or under as of January 1 of current year. Youths MAY enter the Youth Division and again in any other division for which they qualify.

1. Senior Division: Senior exhibitors must be 65 or over as of January 1 of the current year. Senior exhibitors MAY enter the Senior Division and again in any other division for which they qualify.
2. Entering in a specific age division does not exclude entry into other divisions for which they qualify.
16. A brief description of your item when entering online (as to color, size or pattern, brand) is required.
17. For the protection of the exhibitor, claim stubs are required at the time of release for items. If you do not have a claim stub, items **will not** be released to anyone other than the exhibitor with proper ID.
18. Each article in a collection or plural exhibit must show the exhibitor's name and class of competition.
19. All exhibits will receive the best care and protection in their surroundings. The exhibits are subject to owner's risk and in no event will the Kansas State Fair, KSF staff, or volunteers be responsible for any damage which may occur. Delicately constructed items requiring more than normal careful handling should not be submitted. All exhibits will be displayed at the discretion of the KSF Staff.
20. The Kansas State Fair reserves the right to cancel any class or place if the entries are insufficient to secure adequate competition or an award is not merited.
21. Participants will not have access to their items once they have been received by the Kansas State Fair staff.
22. Release/Pick-up dates will be listed in the department handbooks. Any Exhibitor who does not claim their exhibit during the listed times will be required to make an appointment with the Competitive Exhibits Coordinator for release of their exhibit. Perishable items (food) and plants will be discarded and/or donated immediately following the Fair. Non-perishable items not claimed by October 15, of the current year, will be discarded.
23. **All** Division Champions and Reserve Champions will receive a Rosette.
24. The Kansas State Fair reserves the right to cancel, eliminate, or change the published premium amounts due to lack of sponsorship.
25. If, at the Judge's discretion, an entry does not merit a placement, the Judge shall give no award under any circumstances. The rule applies whether there are one or more exhibits in the class. If a tie occurs in any division or class, a judge will determine the winner.
26. When attending the Kansas State Fair, you enter an area where photography, audio, and video recording may occur. By entering the Fairgrounds, you consent to such recording media and its release to be used for news, telecasts, web casts, promotional purposes, advertising, social media, and websites. You further waive all rights you may have to any claims in connection with publication *of these materials, regardless of the purpose or sponsoring of such publication.*

## **SHIPPING:**

### SHIPPED ITEMS

Shipping charges on all exhibits must be prepaid. Packages should be addressed to: Kansas State Fair, ATTN: (*Fine Arts, Clothing, etc*) Department, 2000 N. Poplar, Hutchinson, KS 67502 and *must* arrive by August 23, 2026. A copy of your entry receipt should also be included in your package with your pre-registered items. Please make sure all items are labeled in a manner that can be removed before judging (a note attached by a rubber band, twist tie, masking tape, safety pin, etc).

### ITEMS TO BE RETURNED

Nonperishable item(s) will be shipped back at the exhibitor's request and expense after the fair and in its original

packaging. **A Prepaid shipping label must be included with the original packaging, along with any special instructions.** Additional insurance must be included on the Prepaid Shipping Label. KSF will not add additional value to any shipment.

*Note: A prepaid shipping label may be purchased on [usps.com](https://usps.com). Attach the label to an email and send to [melissa.zimmerman@ks.gov](mailto:melissa.zimmerman@ks.gov).*

## **2026 Kansas State Fair Quilt Block Contest**

### **DIVISION 321 Quilt Block Contest**

**Purchasing a block kit does not mean you have entered your exhibit. You must still register online. If you choose not to have your block judged but would like it in the quilt, please return it to the KSF – 2000 N. Poplar, Hutchinson, KS 67502**

**The following requirements must be met:**

- \* Purchase a block kit, available online (After April 1, 2026) for \$6.00 each. Block kits contain (1) 6” x 6” and (2) 10” x 10” pieces of fabric. Kits are currently available through the Kansas State Fair Office by calling 620-669-3621. *Limit 2 kits per person. Allowed to enter 1 in the Fair.***
- \* Some of each material from the kit **MUST** be used in the block you create.**
- \* Celebrating 250 Years of America Blocks may be pieced, appliqued, and/or embroidered.**
- \* Completed blocks need to measure 12 ½” square. It should be equal all the way around the blocks. **DO NOT QUILT the block.****

**Fabric must be securely attached to the block with stitching. Fabric may be attached with fusible web but must be stitched down securely so it will not become loose later**

**The 2026 Quilt Block Quilt will be raffled off during the 2026 Kansas State Fair. Tickets are available for purchase at the Kansas State Fair office, Sew in 2 Quilts and the Domestic Arts Building during our 2026 Kansas State Fair.**

**\*\*If not entering the quilt block for competition, please return all completed blocks to the KSF Competitive Office for inclusion in the quilt. KSF – 2000 N Poplar, Hutchinson, Kansas 67502**

## **Clothing & Textile Department**

### **Division 300 – Patriotic Apron**

**SPECIAL DIVISION FOR 2026**

# Special Contest to Celebrate America's 250<sup>th</sup> Birthday in 2026 Semiquincentennial

## Patriotic Apron

1. Apron Details – Color combinations of Red, White And Blue.
2. Apron must have been made since the 2025 Kansas State Fair (Sept. 2025).
3. Must follow all general rules listed at the front of handbook.

### Classes:

1. Half Apron
2. Bib Apron
3. Printed Apron Panel

### Premiums:

1<sup>st</sup> - \$40

2<sup>nd</sup> - \$20

3<sup>rd</sup> - \$10

Division Champion \$50



SPONSORED BY:  
APRON STRINGS

## Division 301 – Children's Stuffed Toy

### BEGINNERS & BASICS

Premiums awarded for this division are 1st - \$7, 2nd - \$6, 3rd - \$5.

**These toys will be donated and distributed to First Responders and agencies** benefiting children in need. Entries must use new Polyfil-Stuffing. Eyes, nose, hair, etc. should be painted on with fabric paints or embroidered if possible. Any items not painted or embroidered need to be securely attached.

### Class

1. Stuffed Toys for children of any age

## Division 302 - Upcycle

Premiums awarded for this division are 1st - \$7, 2nd - \$6, 3rd - \$5.

Upcycle any fabric you have or can get. Old tents, towels – whatever is not going to be used again and can use a new lease on life? **No new fabrics can be used.** You can make any item you like out of your upcycled items. Attach before and after photo to item. Describe process of changes.

### Class

1. Adult – Aged 18 as of January 1, current year.
2. Youth – Aged 18 or under as of January 1, current year.



## Division 303 – Crocheting

Premiums awarded for this division are 1st - \$7, 2nd - \$6, 3rd - \$5.

Division Champion will be awarded a gift certificate from the Yarn Barn of Kansas and a rosette.

### Class

1. Clothing Item – Adult/Infant/Child - Any stitch or multiple stitches
2. Afghan – Any stitch
3. Afghan - Multi-Design Stitches
4. Doily - Any size
5. Fashion Accessory (Shaw, Stole, Scarf, etc.)
6. Baby Blanket (45" x 45" or smaller)
7. Other item not listed.
8. Holiday Item, Any.

## Division 304 – Doll Making

Premiums awarded for this division are 1st - \$7, 2nd - \$6, 3rd - \$5.

Division Champion will be awarded \$10 and a rosette.

Must be completely and made of "fabric only" including bodies, face, and clothing. No porcelain parts. Exhibitor may furnish a stand to hold doll upright.

### Class

1. Doll (No Animals) - Must be original. No pattern used.
2. Doll (No Animals) - Kits or patterns allowed.

## **Division 305 – Tie Dye**

**Premiums awarded for this division are 1st - \$7, 2nd - \$6, 3rd - \$5.  
Division Champion will be awarded \$10 and a rosette.**

### Class

1. Adult – Any Item
2. Youth – Any item

## **Division 306 – Hand Knitting**

**Premiums awarded for this division are 1<sup>st</sup> - \$7, 2nd - \$6, 3rd - \$5.  
Division Champion will be awarded a gift certificate from the Yarn Barn of Kansas and a rosette.**

### Class

1. Afghan - Multi-Design Stitches
2. Baby Blanket – 45 x 45 or smaller
3. Fashion Accessory - Shawl, Stole, Scarf, Shrug, Hat, Gloves, Mittens. Socks, Slippers, Etc. .
4. Hand Knitted Item made from hand spun yarn. (spun & knitted by exhibitor)
5. Knitted Lace Shawl, Stole, Scarf
6. Clothing Item – Adult/Infant/Child - Any stitch or multiple stitches
7. Other than listed.
8. Holiday Item – Any

## **Needlework**

**ALL NEEDLEWORK IN DIVISIONS 308 – 313 - MUST FOLLOW THESE GUIDELINES**

1. \*Framed exhibits will not be accepted unless ready for hanging (framed & wired). Maximum frame size is 36" x 36".
2. No woodwork items.
3. Be sure wire is twisted and strong enough to support picture on wall.

## **Division 308 – Needlework - Beading**

**Premiums awarded for this division are 1st - \$7, 2nd - \$6, 3rd - \$5.  
Division Champion will receive \$10 and a rosette.**

Must use thread or fiber. Make sure all entries are done only with these beading techniques.

### Class

1. 3-D Beadwork (boxes, keysets, etc.)
2. Bead Embroidery
3. Brick Stitch Jewelry
4. Ensemble (3 pieces - consisting of necklace, bracelet, and earrings)
5. Kumihimo
6. Loom Beading - Any item
7. Peyote Stitch jewelry
8. Raw Beading \*Must be an **original design** / cannot use a pattern.
9. Right Angle Weave
10. Tapestry
11. Other than Listed - Beading item
12. Holiday Item – Any.

## Division 309 – Counted Cross Stitch



*Sponsored by Floss & Needle*

**Premiums awarded for this division are 1st - \$7, 2nd - \$6, 3rd - \$5.**

**Division Champion will receive \$10 and a rosette.**

Stitch size is design only. Do not count the frame in that measurement.

### Class

1. Home Accessory Item (Box Tops, Trays, Pillow, etc. - No Wall Hangings)
2. Wall Hanging using at least 3 - letters, numbers, figures, border \*Framed.
3. Small items, group of 4 or more (bookmarks, coasters, etc.)
4. Wall Hanging, Banner, or Bell Pull (does not require framing; must be ready to hang)
5. Wall Hanging on Aida; design area 16" or more \*Framed.
6. Wall Hanging on Aida; design area up to 16" \*Framed.
7. Wall Hanging on Linen or other even weave fabric; design area 16" or more \*Framed.
8. Wall Hanging on Linen or other even weave fabric; design area up to 16" \*Framed.
9. Other Than Listed - Cross Stitch Item
10. Holiday Item – Any.

## Division 310 – Needlework Hand Embroidery

**Premiums awarded for this division are 1st - \$7, 2nd - \$6, 3rd - \$5.**

**Division Champion will receive \$10 and a rosette.**

### Class

1. Heirloom Embroidery (Silk Ribbon, printed patterns, etc.) - Any item
2. Household Article (Table runner, Scarf, Towel, Tea Towels (Set of 4), Pillow, etc.)
3. Wall Hanging \*Framed
4. Other Than Listed (German, Finnish, Brazilian, Twilling, etc.)
5. Holiday item – Any.

## **Division 311 – Needlework Machine Embroidery**

**Premiums awarded for this division are 1st - \$7, 2nd - \$6, 3rd - \$5.  
Division Champion will receive \$10 and a rosette.**

### Class

1. Embellished Garment
2. Household Item (Includes Pillow, Tea Towels (set of 4)
3. Wall Hanging
4. Holiday item, any

## **Division 312– Needlework Needlepoint**

**Premiums awarded for this division are 1st - \$7, 2nd - \$6, 3rd - \$5.  
Division Champion will receive \$10 and a rosette.**

### Class

1. Wall Hanging \*Framed
2. Other Than Listed
3. Holiday item - Any

## **Division 313– Needlework Other Needle Arts**

**Premiums awarded for this division are 1st - \$7, 2nd - \$6, 3rd - \$5.**

### Class

1. Bobbin Lace
2. Tatting
3. Applique – Hand or machine; 1 or 2 layers (no quilting).

4. Other Than Listed
5. Holiday Item - Any

## PEOPLE WITH DISABILITIES

The following classes are for individuals with a disability, who have a physical or mental impairment that substantially limits one or more "major life activities", have a record of such impairment or is regarded as having such an impairment.

### Division 314 – Individuals with a Disability/Impairment/Limitation

Premiums awarded for this division are 1st - \$6, 2<sup>nd</sup> - \$5, 3rd - 5th a ribbon. Division Champion will receive a rosette.

- Registration must be in the exhibitor's name and cannot be that of The Life Coach
- Exhibits must be made within the past year and be made by the exhibitor.

#### Class

1. Crochet - Any item
2. Knitting - Any item
3. Sewing - Any item
4. Miscellaneous

## QUILTING

Guide for Common Quilt Sizes \*\*Approximate sizing. Only to be used for reference when determining class. Quilt does not have to be exact measurements except for miniature quilts.

- Placemats - 11" - 12" wide x 15" - 18" long
- Miniatures - Blocks can be no larger than 4" x 4". Maximum size of quilt is 24" x 24"
- Square Table Topper - 36" x 36" Turn the quilt so the corners are pointing to the sides of the table.
- Table Runner - 12" - 18" x 40" - 72". Longer tables will require a longer runner.
- Wall Hangings - Any size can qualify for a wall hanging. Check specific contest for requirements if any.
- Crib - 30" x 26" or 36" x 52"
- Throw – 37-63" x 53 – 71"

#### Quilts

- Twin 64" - 72" x 86" - 96"
- Full - 70" - 88" x 88" - 100"
- Queen - 88" - 99" x 94" - 108"
- King - 100" - 110" x 100" - 108"

All entries in this section must be a fabric sandwich made up of (3) three layers\*\* (a top, a filling, and a back) held together with thread or string that goes through all layers. Due to available display space, some quilts may not be seen in their entirety. **Exhibitors are encouraged to submit a photo of the entire quilt (up to 8" x 10", placed in a plastic sleeve), to be included with the quilt when displayed.**

Quilts with offensive odors or pet hair may be disqualified for judging and display.

Quilts with less than three layers should be entered in "Any quilt not listed".

ALL QUILTING (DIVISIONS 315 - 320) MUST FOLLOW THESE GUIDELINES  
PLEASE READ DEFINITIONS CLOSELY FOR AMATEURS AND PROFESSIONALS SO YOU ARE  
ENTERED INTO THE PROPER CLASSES. IF YOU NEED ANY ASSISTANCE,  
PLEASE CONTACT THE DEPARTMENT MGR – KATHY PETZ (620) 694-4057

Exhibitor of the Best of Show in Hand or Machine Quilt and Grand Champion Quilt cannot win more than (2) two consecutive years in a row.

Classes are categorized by Amateurs, Professionals, or Group Classes. Which are you?

An **amateur** is someone who quilts for the joy and satisfaction of creating items and as a hobby or past time and doesn't regularly do quilt work earning money.

A **professional** is someone who actively teaches quilting, produces, and sells quilted items or offers quilting services for a fee and earns more than \$2,000 per year for their services. The former classifications of commercial quilters are now identified only as professionals.

- **Amateur & Professional Classes are strictly for items containing at least (1) Amateur. Example: An amateur makes the top of the quilt and pays someone else to quilt it.**
- **Amateur Group classes must be only amateurs. ALL work is done solely by amateurs.**
- **Professional Group classes can consist of any variation of individuals if they are all **Professional****
- When entering a group class, the entry is to be made in the account name of an individual within the group who is willing to provide their tax information for premiums if earned. *Group names* should be listed, including members, in the story which will be attached to the quilt. See detail at the beginning on the quilting section for specifications.
- All entries in this section must be a fabric sandwich made up of (3) three layers (a top, a filling, and a back) held together with thread or string that goes through all layers. Due to available display space, some quilts may not be seen in their entirety. Exhibitors are encouraged to submit a photo of the entire quilt (up to 8" x 10", placed in a plastic sleeve), to be included with the quilt when displayed.
- Modern quilts are welcome!
- Quilts with offensive odors or pet hair may be disqualified for judging and display.
- Exhibitors must cover any names on the quilt front or back that would identify the exhibitor. Cover the name with masking tape and / or a piece of paper. If the name is on the front of the quilt, the mask will be removed for display.
- If you have any questions and need assistance, please contact us.

**Grand Champion Quilt - Rosette will be presented to the winner during the Governor's Awards  
Sponsored by Sew In 2 Quilt**

**"Grand Champion Quilt" Quilt for the Kansas State Fair - judges will select one winner from the champions of the quilt Divisions. The Exhibit of the Grand Champion Quilt cannot win more than 2 years in a row. If a person wins Grand Champion Quilt more than twice, they should enter the Professional Division. Premium for Grand Champion Quilt - \$200.**

Best Hand Quilting – Premium \$100 and a Rosette.  
Best Machine Quilting – Premium \$100 and a Rosette.

## Division 315 – 2 Color Quilt Challenge

*Sponsored by Sew In 2 Quilt*



**Premiums awarded for this division are 1st - \$50, 2nd - \$35, 3rd - \$20.**

Choose your favorite pattern and create a quilt with two colors. The two colors **INCLUDE** the background color.


Rules:

- The 2 colors can be 2 fabrics (i.e. blue grunge and solid white) or it can be a “scrappy” if the scraps are out of the 2 colors (i.e. scraps of blues and scraps of white on white).
- Fabrics must only have the shades or tints of the two colors. (i.e. a blue and white quilt cannot have blue fabrics with other colors other than white).
- The size of the quilt must be a throw or bed size quilt with a perimeter over 200”.

### Class

1. Two Color Quilt Challenge – (Perimeter over 200”)

Examples of 2 color quilts:



**These are NOT 2 color quilts:**



## Division 316 – Amateurs ONLY

*Sponsored by Prairie Quilt Guild – Wichita*

An **amateur** is someone who quilts for the joy and satisfaction of creating items and as a hobby or past time and doesn't regularly do quilt work earning money.

**Premiums awarded for this division are 1<sup>st</sup> - \$10, 2nd - \$8, 3rd - \$5.**

**Division Champion will receive \$25, a \$10 gift certificate from Overbrook Quilt Connection ([overbookquilts.com](http://overbookquilts.com)), and a rosette.**

**\*ALL ITEMS IN THIS DIVISION MUST BE COMPLETED EXCLUSIVELY BY THE EXHIBITOR, WHO IS AN AMATEUR QUILTER, WITHOUT ANY ADDITIONAL ASSISTANCE. EXHIBITOR CANNOT PAY FOR TOP OF QUILT TO BE QUILTED.**

### Class

1. Bed Runner, Table Runner, or Topper, Set of (4) Placemats – Hand Quilted
2. Bed Runner, Table Runner, or Topper, Set of (4) Placemats – Machine or Long Arm Quilted
3. Bed Quilt, Pieced – Hand Quilted
4. Bed Quilt, Pieced – Machine or Long Arm Quilted
5. Bed Quilt, Applique – Hand Quilted
6. Bed Quilt, Applique – Machine or Long Arm Quilted
7. Bed Quilt, Embroidered – Hand Quilted
8. Bed Quilt, Embroidered – Machine or Long Arm Quilted
9. Bed Quilt, (2) or more Techniques – Hand Quilted
10. Bed Quilt, (2) or more Techniques – Machine or Long Arm Quilted
11. Crib Quilt, Lap Quilt or Throw – Hand Quilted
12. Crib Quilt, Lap Quilt or Throw – Machine or Long Arm Quilted
13. T-Shirt Quilt – Hand Quilted
14. T-Shirt Quilt – Machine or Long Arm
15. Miniature Quilt - consisting of 3 layers held together with stitching – Hand Quilted
16. Miniature Quilt consisting of 3 layers held together with stitching – Machine or Long Arm Quilted.
17. Wall Quilt – consisting of 3 layers held together with stitching – Hand Quilted.
18. Wall Quilt – consisting of 3 layers held together with stitching – Machine or Long Arm Quilted
19. Throw Quilt – consisting of 3 layers held together with stitching – Hand Quilted.
20. Throw Quilt – consisting of 3 layers held together with stitching – Machine or Long Arm Quilted.

21. Any Quilt Not Listed - Hand Quilted \*Must name technique in description area at time of entry.
22. Any Quilt Not Listed - Machine or Long Arm Quilted \*Must name technique in description area at time of entry.

## Division 317 – Amateur Group Classes

- **Amateur Group classes must be only amateurs. ALL work is done solely by amateurs.**

An **amateur** is someone who quilts for the joy and satisfaction of creating items and as a hobby or past time and doesn't regularly do quilt work earning money.

**Premiums awarded for this division are 1<sup>st</sup> - \$10, 2<sup>nd</sup> - \$8, 3<sup>rd</sup> - \$5.  
Division Champion will receive \$25 and a rosette.**

**\*ALL ITEMS IN THIS DIVISION MUST BE COMPLETED STRICTLY BY A GROUP OF ALL AMATEUR QUILTERS WITHOUT ANY ADDITIONAL ASSISTANCE FROM ANY PROFESSIONALS.**

### Class

1. Bed Runner, Table Runner, or Topper, Set of (4) Placemats – Hand Quilted
2. Bed Runner, Table Runner, or Topper, Set of (4) Placemats – Machine or Long Arm Quilted
3. Bed Quilt, Pieced – Hand Quilted
4. Bed Quilt, Pieced – Machine or Long Arm Quilted
5. Bed Quilt, Applique – Hand Quilted
6. Bed Quilt, Applique – Machine or Long Arm Quilted
7. Bed Quilt, Embroidered – Hand Quilted
8. Bed Quilt, Embroidered – Machine or Long Arm Quilted
9. Bed Quilt, (2) or more Techniques – Hand Quilted
10. Bed Quilt, (2) or more Techniques – Machine or Long Arm Quilted
11. Crib Quilt, Lap Quilt or Throw – Hand Quilted
12. Crib Quilt, Lap Quilt or Throw – Machine or Long Arm Quilted
13. T-Shirt Quilt – Hand Quilted
14. T-Shirt Quilt – Machine or Long Arm
15. Miniature Quilt, consisting of 3 layers held together with stitching – Hand Quilted
16. Miniature Quilt, consisting of 3 layers held together with stitching – Machine or Long Arm Quilted
17. Wall Quilt – consisting of 3 layers held together with stitching – Hand Quilted.
18. Wall Quilt – consisting of 3 layers held together with stitching – Machine or Long Arm Quilted
19. Throw Quilt – consisting of 3 layers held together with stitching – Hand Quilted.
20. Throw Quilt – consisting of 3 layers held together with stitching – Machine or Long Arm Quilted.
21. Any Quilt Not Listed - Hand Quilted \*Must name technique in description area at time of entry.
22. Any Quilt Not Listed - Machine or Long Arm Quilted \*Must name technique in description area at time of entry.

## Division 318 – Professionals ONLY

**Professionals Only – 1 Individual**

**Premiums awarded for this division are 1<sup>st</sup> - \$10, 2nd - \$8, 3rd - \$5.  
Division Champion will receive \$25 and a rosette.**

A **professional** is someone who actively teaches quilting, produces, and sells quilted items or offers quilting services for a fee and earns more than \$2,000 per year for their services. The former classifications of commercial quilters are now identified only as professionals

**\*ALL ITEMS IN THIS DIVISION MUST BE COMPLETED EXCLUSIVELY BY THE EXHIBITOR, WHO IS A PROFESSIONAL QUILTER, WITHOUT ANY ADDITIONAL ASSISTANCE.**

### **Class**

1. Bed Runner, Table Runner, or Topper, Set of (4) Placemats – Hand Quilted
2. Bed Runner, Table Runner, or Topper, Set of (4) Placemats – Machine or Long Arm Quilted
3. Bed Quilt, Pieced – Hand Quilted
4. Bed Quilt, Pieced – Machine or Long Arm Quilted
5. Bed Quilt, Applique – Hand Quilted
6. Bed Quilt, Applique – Machine or Long Arm Quilted
7. Bed Quilt, Embroidered – Hand Quilted
8. Bed Quilt, Embroidered – Machine or Long Arm Quilted
9. Bed Quilt, (2) or more Techniques – Hand Quilted
10. Bed Quilt, (2) or more Techniques – Machine or Long Arm Quilted
11. Crib Quilt, Lap Quilt or Throw – Hand Quilted
12. Crib Quilt, Lap Quilt or Throw – Machine or Long Arm Quilted
13. T-Shirt Quilt – Hand Quilted
14. T-Shirt Quilt – Machine or Long Arm
15. Miniature Quilt, consisting of 3 layers held together with stitching – Hand Quilted
16. Miniature Quilt, consisting of 3 layers held together with stitching – Machine or Long Arm Quilted
17. Wall Quilt – consisting of 3 layers held together with stitching – Hand Quilted.
18. Wall Quilt – consisting of 3 layers held together with stitching – Machine or Long Arm Quilted
19. Throw Quilt – consisting of 3 layers held together with stitching – Hand Quilted.
20. Throw Quilt – consisting of 3 layers held together with stitching – Machine or Long Arm Quilted.
21. Any Quilt Not Listed - Hand Quilted \*Must name technique in description area at time of entry.
22. Any Quilt Not Listed - Machine or Long Arm Quilted \*Must name technique in description area at time of entry.

## **Division 319 – Group Classes for Professionals ONLY**

**Premiums awarded for this division are 1<sup>st</sup> - \$10, 2nd - \$8, 3rd - \$5.  
Division Champion will receive \$25 and a rosette.**

A **professional** is someone who actively teaches quilting, produces, and sells quilted items or offers quilting services for a fee and earns more than \$2,000 per year for their services.

The former classifications of commercial quilters are now identified only as professionals

**\*ALL ITEMS IN THIS DIVISION MUST BE COMPLETED STRICTLY BY A GROUP OF PROFESSIONAL QUILTERS.**

### **Class**

1. Bed Runner, Table Runner, or Topper, Set of (4) Placemats – Hand Quilted
2. Bed Runner, Table Runner, or Topper, Set of (4) Placemats – Machine or Long Arm Quilted
3. Bed Quilt, Pieced – Hand Quilted
4. Bed Quilt, Pieced – Machine or Long Arm Quilted
5. Bed Quilt, Applique – Hand Quilted
6. Bed Quilt, Applique – Machine or Long Arm Quilted
7. Bed Quilt, Embroidered – Hand Quilted
8. Bed Quilt, Embroidered – Machine or Long Arm Quilted
9. Bed Quilt, (2) or more Techniques – Hand Quilted
10. Bed Quilt, (2) or more Techniques – Machine or Long Arm Quilted
11. Crib Quilt, Lap Quilt or Throw – Hand Quilted
12. Crib Quilt, Lap Quilt or Throw – Machine or Long Arm Quilted
13. T-Shirt Quilt – Hand Quilted
14. T-Shirt Quilt – Machine or Long Arm
15. Miniature Quilt, consisting of 3 layers held together with stitching – Hand Quilted
16. Miniature Quilt, consisting of 3 layers held together with stitching – Machine or Long Arm Quilted
17. Wall Quilt – consisting of 3 layers held together with stitching – Hand Quilted.
18. Wall Quilt – consisting of 3 layers held together with stitching – Machine or Long Arm Quilted
19. Throw Quilt – consisting of 3 layers held together with stitching – Hand Quilted.
20. Throw Quilt – consisting of 3 layers held together with stitching – Machine or Long Arm Quilted.
21. Any Quilt Not Listed - Hand Quilted \*Must name technique in description area at time of entry.
22. Any Quilt Not Listed - Machine or Long Arm Quilted \*Must name technique in description area at time of entry.

## **Division 320 Group Class for Amateurs and Professionals Combined**

*(i.e., Amateur made the top and paid a professional to do the quilting) Sponsored by Prairie Quilt Guild*

An **amateur** is someone who quilts for the joy and satisfaction of creating items and as a hobby or past time and doesn't regularly do quilt work earning money.

A **professional** is someone who actively teaches quilting, produces, and sells quilted items or offers quilting services for a fee and earns more than \$2,000 per year for their services. The former classifications of commercial quilters are now identified only as professionals.

- **Amateur & Professional Classes are strictly for items containing at least (1) Amateur. Example: An amateur makes the top of the quilt and pays someone else to quilt it.**

Premiums awarded for this division are 1<sup>st</sup> - \$10, 2nd - \$8, 3rd - \$5.  
Division Champion will receive \$25 and a rosette.

**\*ALL ITEMS IN THIS DIVISION MUST BE COMPLETED BY A GROUP CONSISTING OF BOTH AMATEUR AND PROFESSIONAL QUILTERS, IN ANY COMBINATION.**

### Class

1. Bed Runner, Table Runner, or Topper, Set of (4) Placemats – Hand Quilted
2. Bed Runner, Table Runner, or Topper, Set of (4) Placemats – Machine or Long Arm Quilted
3. Bed Quilt, Pieced – Hand Quilted
4. Bed Quilt, Pieced – Machine or Long Arm Quilted
5. Bed Quilt, Applique – Hand Quilted
6. Bed Quilt, Applique – Machine or Long Arm Quilted
7. Bed Quilt, Embroidered – Hand Quilted
8. Bed Quilt, Embroidered – Machine or Long Arm Quilted
9. Bed Quilt, (2) or more Techniques – Hand Quilted
10. Bed Quilt, (2) or more Techniques – Machine or Long Arm Quilted
11. Crib Quilt, Lap Quilt or Throw – Hand Quilted
12. Crib Quilt, Lap Quilt or Throw – Machine or Long Arm Quilted
13. T-Shirt Quilt – Hand Quilted
14. T-Shirt Quilt – Machine or Long Arm
15. Miniature Quilt, consisting of 3 layers held together with stitching – Hand Quilted
16. Miniature Quilt consisting of 3 layers held together with stitching – Machine or Long Arm Quilted
17. Wall Quilt – consisting of 3 layers held together with stitching – Hand Quilted.
18. Wall Quilt – consisting of 3 layers held together with stitching – Machine or Long Arm Quilted
19. Throw Quilt – consisting of 3 layers held together with stitching – Hand Quilted.
20. Throw Quilt – consisting of 3 layers held together with stitching – Machine or Long Arm Quilted.
21. Any Quilt Not Listed - Hand Quilted \*Must name technique in description area at time of entry.
22. Any Quilt Not Listed - Machine or Long Arm Quilted \*Must name technique in description area at time of entry.

## Division 321 – Quilt Block Contest

*Sponsored by Sew In 2 Quilt*

Premiums awarded for this division are 1<sup>st</sup> - \$25, 2nd - \$20, 3rd - \$15.



2026 Theme: ***Celebrate 250 Years of America Block Challenge***

***Let your colors show and piece a block that represents America's 250<sup>th</sup> Birthday.***

The blocks can be traditionally pieced, foundation pieced, hand or machine appliqued or embroidered, or a combination of these techniques. Please make sure each quilt block is 12 ½ raw edge to raw edge.

The blocks will become the property of the Kansas State Fair and be used to create a quilt(s). During the year following the Fair, the quilt(s) will be constructed by Sew in 2 Quilts. They will be auctioned or raffled at the following Fair. Proceeds from the sale go toward department improvements.

A special thank you to **Sew In 2 Quilts**, Hutchinson, KS. Karna Lackey, owner. Karna donates the fabric, cuts, and assembles the kits, and completes the quilt(s).

Quilt block packets may be purchased for \$6.00 each during online registration (May 1) or over the phone by calling 620-669-3621 (March 1).

The following requirements must be met:

- Purchase a block kit by calling 620-669-3621. \$6.00 each. Block kits contain (3) 8" x 9" pieces of fabric.
- Some of each fabric **MUST** be used in the quilt block you create.
- Blocks must reflect the theme. They can be pieced, appliques and/or embroidered.
- Completed blocks need to measure 12 ½" square. It should be equal all the way around the blocks. **DO NOT QUILT the block.**
- Only blocks measuring 12 ½" square will be accepted.
- Fabric must be securely attached to the block with stitching. Fabric may be attached with fusible web but must be stitched down securely so it will not become loose later.
- Exhibitor may use an established pattern or create an original block.
- Purchasing a block does not mean you have entered your exhibit. You must still register online by August 1, 2026. Entry fee of \$1.00 is required along with a processing fee of \$1.00.

**Only (50) kits are available.** Exhibitor may use an established pattern or create an original block.

### Class

1. State Fair Quilt Block Contest – Celebrate 250 Years of America
2. Order State Fair Quilt Kit

Should you choose not to enter your quilt block in the State Fair for judging but want it included in the quilt, please mail, or deliver the quilt block to: Kansas State Fair, Competitive Exhibits, 2000 N. Poplar, Hutchinson, KS 67502

### Inspiration blocks –



## Division 322 – Patriotic Pride Block

**Patriotic Pride Block (Previously QOV)**  
**Double Star Quilt Block Pattern**  
*Sponsored by Sew In 2 Quilt*



Interpretation of the attached quilt block pattern can be the exhibitor's choice.

**Premiums awarded for this division are 1<sup>st</sup> - \$15, 2<sup>nd</sup> - \$10, 3<sup>rd</sup> - \$5.**


Kansas State Fair is proud to continue showing support for our military personnel. We encourage and invite you to make a quilt block from the provided pattern. The completed blocks will become the property of the Kansas State Fair.

A quilt(s) made solely from our participants' blocks will be proudly presented to a deserving individual(s) at our Veterans Brunch hosted each year during the fair. Thank you to all who have taken the time to enter and show their support.

**The following requirements must be met:**


- You must use the Double Star block pattern provided by the Fair.
- Completed blocks need to measure 14 1/2" square. It should be equal all the way around the blocks. DO NOT QUILT the block.
- **Background Fabrics MUST be white or white on white fabrics.**
- Star colors may be changed (i.e. red for blue, print for center, etc.) Star colors can be changed by piecer.
- White areas must stay white or white on white.
- Areas within the star can be subdivided for more interest.
- **You must register for the block contest online.**
- Please use the pattern for Double Block. Please contact the Fair office at 620-669-3621 for a copy of the pattern. The Pattern is located at the end of this handbook.

Printable Pattern is located at the end of this handbook.



QR Code for Pattern


**Double Star Block Pattern**



Class

1. Patriotic Quilt Block - must use supplied pattern.

Inspiration blocks:



Should you choose not to enter your quilt block in the State Fair for judging but want it included in the quilt, please mail, or deliver the quilt block to: Kansas State Fair, Competitive Exhibits, 2000 N. Poplar, Hutchinson, KS 67502

## Division 323 – Show Your Colors

### Kansas Colleges

Fun quilt category. Any size. Amateur only.

Premiums awarded for this division are 1<sup>st</sup> - \$10, 2<sup>nd</sup> - \$8, 3<sup>rd</sup> \$5 .

Class

1. T-shirt Quilt
2. Pieced Quilt

## Division 324 – Rug Making

Premiums awarded for this division are 1<sup>st</sup> - \$6, 2nd - \$5.  
Division Champion will receive \$10 and a rosette.

Rugs may not be larger than 24 square feet.

### Class

1. Braided Rug
2. Hooked Rug
3. Rug made by any other technique not listed.
4. Rug made from recycled material.

## Division 325 – Sewing - \*No Quilting

Premiums awarded for this division are 1<sup>st</sup> - \$10, 2nd - \$8, 3rd - \$6.  
Division Champion will receive a \$20

Exhibitor may sew for themselves or another person. No Bridal Gowns will be accepted.  
**\*\*These all must be textile items.**

Please display your items with safety pins on clear plastic hanger ready to hang.

### Class

1. Adult Clothing
2. Costume: Re-enactor, Historical, Theater, Halloween, etc.
3. Home Decorating Item
4. Infant or Children's Clothing
5. Handbag, Purse, Backpack
6. Other Than Listed

## Division 326- Spinning, Weaving & Felting

Premiums awarded for this division are 1<sup>st</sup> - \$7, 2nd - \$6, 3<sup>rd</sup> \$5.  
Division Champion will receive \$10 and a rosette.

### Class

1. Felting, Needle - Any article
2. Felting, Recycled - Any article.
3. Handspun Yarn - 50 yards minimum
4. Woven Household Item - Any fiber
5. Woven Wearable Item, clothing, or accessory.
6. Other Than Listed - Spinning, Weaving or Felted Item

# YOUTH DIVISIONS

## Division 327 – Youth – Ages 17 and Under

Premiums awarded for this division are 1<sup>st</sup> - \$7, 2<sup>nd</sup> - \$6, 3<sup>rd</sup> - \$5.  
Each Division Champion (326 A & B) will receive \$10, a \$10 gift certificate and a rosette.

Youths must be 17 and under as of January 1, current year, to enter his division.  
All items in this division must be made from textile-type materials.

### 327 A - Class for youths 13 years of age and Under

1. Blanket - Using any technique.
2. Crocheted Item - Any item except a scarf.
3. Embroidered, Cross Stitched or Other Needlework Article (no beading)
4. Felted or Weaving Article - Cannot be a craft article.
5. Hand or Machine Quilted Article (ALL work, including quilting done by exhibitor)
6. Hand or Machine Quilted Article (quilting done by someone other than exhibitor)
7. Knitted Item - Any item except a scarf.
8. Pillow – Must be decorated with hand or machine stitching.
9. Recycled Garment, Accessory or Household Item
10. Scarf - Using any technique.
11. Sewing - Accessory (bag, purse, tote, etc.)
12. Sewing - Blouse, Shirt, Shorts, Pants, Slacks or Skirt (1 piece, no outfits)
13. Sewing - Doll Clothes
14. Sewing - Outfit, 2 pieces or more
15. Stuffed Animal or Doll - Any type or style. (crocheted, knitted, sewn) Patterns may be used.
16. Youth Clothing & Textile Item - other than listed.

### 327 B - Class for youths 14 - 17 years of age

1. Blanket - Using any technique.
2. Crocheted Item - Any item except a scarf.
3. Embroidered, Cross Stitched or Other Needlework Article (no beading)
4. Felted or Weaving Article - Cannot be a craft article.
5. Hand or Machine Quilted Article (ALL work, including quilting done by exhibitor)
6. Hand or Machine Quilted Article (quilting done by someone other than exhibitor)
7. Knitted Item - Any item except a scarf.
8. Pillow – Must be decorated with hand or machine stitching.
9. Recycled Garment, Accessory or Household Item
10. Scarf - Using any technique.
11. Sewing - Accessory (bag, purse, tote, etc.)
12. Sewing - Blouse, Shirt, Shorts, Pants, Slacks or Skirt (1 piece, no outfits)
13. Sewing - Doll Clothes
14. Sewing - Outfit, 2 pieces or more

15. Stuffed Animal or Doll - Any type or style. (crocheted, knitted, sewn) Patterns may be used.

16. Youth Clothing & Textile Item - other than listed.

## ***Thank You***

**Joan Butts**

**Kane Farm – Lyndon**

**Konza Prairie Quilters Guild – Manhattan**

**Prairie Quilt Guild - Wichita**

**Jean Ramsey – Sterling**

**Sew In 2 Quilts – Hutchinson**

**Walnut Valley Quilters Guild**

**Yarn Barn of Kansas – Lawrence**

**Floss & Needle – McPherson**


**Quilters Paradise**

## 2026 Kansas State Fair Patriotic

### Double Star Block

The following requirements must be met:

- You must use the Double Star block pattern provided by the Fair.
- Completed blocks need to measure 14 1/2" square. It should be equal all the way around the blocks. DO NOT QUILT the block.
- Background Fabrics MUST be white or white on white fabrics.
- Star colors may be changed (i.e. red for blue, print for center, etc.) Star colors can be changed by piecer.
- White areas must stay white or white on white.
- Areas within the star can be subdivided for more interest. You can use the 4" center square to show off fun patriotic fabrics, piecing or embroidery. See page 2 for ideas.
- You must register for the block contest online.



**Blue Star Points**  
(8) 2-1/2" squares



**Center Square**  
(1) 4-1/2" square



#### Cutting Instructions:

##### Background White or White on White

- (4) 3-1/2" x 5-1/2" rectangles
- (4) 2-1/2" x 3-1/2" rectangles
- (4) 3-1/2" x 4-1/2" rectangles

##### Red

- (12) 2-1/2" squares
- (4) 2-1/2" x 4-1/2" rectangles

##### **Construction:** (arrows show direction to press seam)

Mark a diagonal line on the wrong side of (8) red 2-1/2" squares.


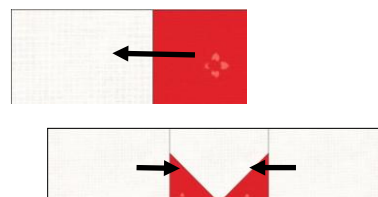
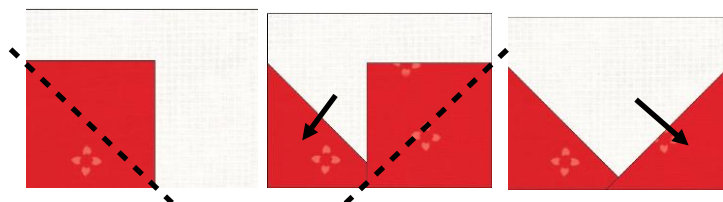
Place a marked square right sides together on the corner of the (4) 3-1/2" x 4-1/2" background rectangles as shown. Stitch on the line. Trim corner, leaving 1/4" seam allowance. Press toward corner. Repeat with the other corner. Triangles will overlap with point being 1/4" from the edge. Make 4 (Unit A).

Mark a diagonal line on the wrong side of (8) blue 2-1/2" squares.

Place a marked square right sides together on the corner of the (4) 2-1/2" x 4-1/2" red rectangles as shown. Stitch on the line. Trim corner, leaving 1/4" seam allowance. Press toward corner. Repeat with the other corner. Triangles will overlap with point being 1/4" from the edge. Make 4. (Unit B)

Sew a 2-1/2" red square to the end of a 2-1/2" x 3-1/2" background rectangle  
Make 4. (Unit C)

Sew a 3-1/2" x 5-1/2" background rectangle to the sides of (2) Unit A blocks.

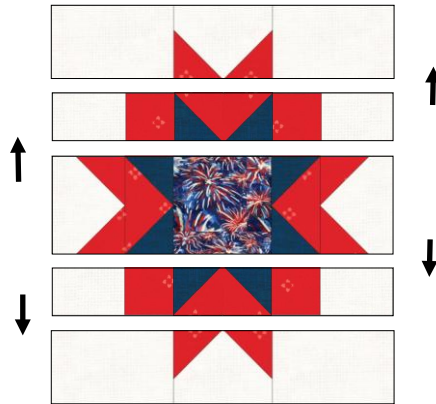


Make 2

Sew (2) Unit C blocks to the sides of (1) Unit B Block.

Make 2

Sew (2) Unit B blocks to the  
Sew (2) Unit A blocks to the  
Assemble rows to create the



sides of the center block.  
sides of this unit. Make 1  
block.

### Inspiration Blocks

Let your creative juices flow and create a fun center block instead of using just one fabric.

