


MATH on a STICK

The Kansas State Fair has everything on a stick - even math! While you explore the Fairgrounds, identify different angles and simple machines that you see. Fill out your game card by listing where you found each angle and simple machine.

EXAMPLES:

- ◆ A slice of Fair pizza has an acute angle.
- ◆ The Ferris Wheel is a Wheel & Axle machine.

ANGLES



ACUTE ANGLE: _____



RIGHT ANGLE: _____



OBTUSE ANGLE: _____



STRAIGHT ANGLE: _____



REFLEX ANGLE: _____

BROUGHT
TO YOU BY:




MATH on a STICK

The Kansas State Fair has everything on a stick - even math! While you explore the Fairgrounds, identify different angles and simple machines that you see. Fill out your game card by listing where you found each angle and simple machine.

EXAMPLES:

- ◆ A slice of Fair pizza has an acute angle.
- ◆ The Ferris Wheel is a Wheel & Axle machine.

ANGLES



ACUTE ANGLE: _____



RIGHT ANGLE: _____



OBTUSE ANGLE: _____



STRAIGHT ANGLE: _____



REFLEX ANGLE: _____

BROUGHT
TO YOU BY:




MATH on a STICK

The Kansas State Fair has everything on a stick - even math! While you explore the Fairgrounds, identify different angles and simple machines that you see. Fill out your game card by listing where you found each angle and simple machine.

EXAMPLES:

- ◆ A slice of Fair pizza has an acute angle.
- ◆ The Ferris Wheel is a Wheel & Axle machine.

ANGLES



ACUTE ANGLE: _____



RIGHT ANGLE: _____



OBTUSE ANGLE: _____



STRAIGHT ANGLE: _____



REFLEX ANGLE: _____

BROUGHT
TO YOU BY:



Show your completed game card at the desk in the Education Center to receive your prize!

Show your completed game card at the desk in the Education Center to receive your prize!

Show your completed game card at the desk in the Education Center to receive your prize!

MATH on a STICK

SIMPLE MACHINES

WEDGE: _____



INCLINE PLANE: _____



SCREW: _____



PULLEY: _____



WHEEL & AXLE: _____

LEVER: _____



BROUGHT
TO YOU BY:

KANSAS
FARM BUREAU®
The Voice of Agriculture®

MATH on a STICK

SIMPLE MACHINES

WEDGE: _____



INCLINE PLANE: _____



SCREW: _____



PULLEY: _____



WHEEL & AXLE: _____

LEVER: _____



BROUGHT
TO YOU BY:

KANSAS
FARM BUREAU®
The Voice of Agriculture®

MATH on a STICK

SIMPLE MACHINES

WEDGE: _____



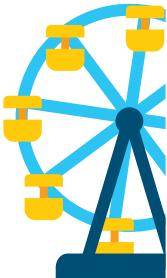
INCLINE PLANE: _____



SCREW: _____



PULLEY: _____



WHEEL & AXLE: _____

LEVER: _____



BROUGHT
TO YOU BY:

KANSAS
FARM BUREAU®
The Voice of Agriculture®

Show your completed game card at the desk in the Education Center to receive your prize!

Show your completed game card at the desk in the Education Center to receive your prize!

Show your completed game card at the desk in the Education Center to receive your prize!