

Grade my book for awards (if this box is not checked, you will be ineligible for record book awards)



Check one:

Beef Breeding

Breeding Goat

Poultry

Dairy Goat

Rabbit

---

Exhibitor Age as of September 1<sup>st</sup>:

---

Division:

Junior

Intermediate

Senior

### Non-Market Record Book

This Record Book was developed by Lake County 4-H and adopted by the Lake County Fair Association Livestock Committee.

Exhibitor Name: \_\_\_\_\_ Age: \_\_\_\_\_

Club or Chapter Name: \_\_\_\_\_

I hereby certify that as the exhibitor of this project, I have personally been responsible for the care of this (these) animal(s), have personally kept records on this project, and have personally completed this record book.

\_\_\_\_\_

Exhibitor's Signature \_\_\_\_\_ Date \_\_\_\_\_

---

I/We, the parents certify that our son/daughter has completed this project and completed this record book and will comply with all the Rules and Regulations of this show.

\_\_\_\_\_

Parent/Guardian Signature \_\_\_\_\_ Date \_\_\_\_\_

---

This student is an active member of the \_\_\_\_\_ FFA Chapter/4-H Club and is eligible to show livestock at the Lake County Fair. I verify that this record book has been completed by the student and is an accurate representation of the project.

\_\_\_\_\_

FFA Advisor/4-H Leader Signature \_\_\_\_\_ Date \_\_\_\_\_

PO Box 221 Eustis, FL 32727  
 Phone: (352) 357-7111 Fax: (352) 357-7347  
 Email: [Lakecofair@aol.com](mailto:Lakecofair@aol.com) Website: [www.lakecofair.com](http://www.lakecofair.com)

\*Record Books are due March 16-18, 2022\*  
 \*\*Record Books are due to the Lake County Extension Office\*\*  
 \*\*\* ALL RECORD BOOKS MUST BE **COMPLETE** TO SHOW! \*\*\*

## **PURPOSE**

1. To acquire an understanding of animal production by preparing for, purchasing, caring for, and keeping records on one or more head of animals.
2. To be able to identify the types and grades of animals and employ efficient methods of marketing.
3. To develop integrity, sportsmanship, and cooperation.
4. To develop leadership abilities, build character, and assume citizenship responsibilities.

## **REQUIRED LAKE COUNTY FAIR DOCUMENTS**

**Attach to the end of this book, in the order listed, the following documents:**

Required documents MUST be included or points are deducted and could result in disqualification.

1. ShoWorks Registration
2. Bill of Sale
3. Copy of Registration Papers (if applicable)
4. Copy of example letter to be sent to Award Sponsor

## **DRUG STATEMENT**

I hereby certify that any drug, antibiotic, or biological residue which may have been administered by myself, or any other persons, was done so in strict compliance with the manufacturer's label requirements or as prescribed by a veterinarian.

---

Signature of Student

---

Signature of Parent/Guardian

## GENERAL RECORD BOOK GUIDELINES

It is suggested that a copy of the record book be made for use as a “work copy” also known as a sloppy copy. Records may then be transferred into this book for a “Final Copy.”

1. Your Record Book should begin when you purchase your animal.
2. *Only one project may be included in each Record Book. If you are having more than one project in this fair, you must have a separate Record Book for each project.* Non-Market Record Books can have multiple animals of the same species.
3. Always double-check your work, especially math calculations.
4. Record books should start no later than the following for each animal species:
  - Breeding/Dairy Goat = December 15, 2021
  - Rabbit / Poultry = January 1, 2022
  - Beef Breeding = January 31, 2022

## RECORD BOOK REQUIREMENTS

1. Place the Record Book inside the prongs of a 2-prong or 3-prong folder. No 3-ring binders or page protectors. **Record books not placed in a 2-prong or 3-prong folder will not be scored.**
2. Record Books **MUST** be labeled on the front of the folder, in the top right corner to include the exhibitor’s name, age division, and animal species. **Record books that are not labeled properly will result in a 10-point deduction from the overall total.**
3. Your final Record Book will be handwritten in pencil by the exhibitor. Signatures completed in pen are acceptable. No computerized books will be accepted. **If a record book is written in pen or has typed pages, it will not be scored.**

## GOALS

Complete this portion of the record book pre-project or once your animals are purchased. Your goals should be SMART: Specific, measurable, achievable, relevant, and timebound.

**Junior: 1 Goal                      Intermediate: 2 Goals                      Senior: 3 Goals**

**Date this page was completed:** \_\_\_\_\_

**What goals do you have for this animal project?**





1. \_\_\_\_\_  
\_\_\_\_\_
2. \_\_\_\_\_  
\_\_\_\_\_
3. \_\_\_\_\_  
\_\_\_\_\_

# Animal Project Inventory

List all animals you own at the beginning of the project and add any animals you purchase, or animal(s) born during the project year. Animals sold during the year should be recorded under OTHER INCOME. Animals sold should have a \$0 value at the end of the project for this page.

**Beginning Value \$:** Value of existing animals at the beginning of the project OR purchase cost of new animals OR value of animal(s) born.

**Ending Value \$:** Your animal value should increase and is an estimated value.

Project Start Date: _____				Circle your project animal species:						
Animal Description (Animal number and/or animal name)	Breed	Sex	Date Acquired or Born	Beginning Value Amount	Ending Value Amount	Indicate if the animal was sold, kept, or died				
<b>Value at Beginning</b>										
<b>Value of Ending Animal Inventory</b>										

## Project Inventory

An inventory, at the start and the close of the project, is a necessary part of the record keeping. It is a record of everything you have before you start your project, those items you purchase or receive (items given or donated still have a value) during your project and what you have on hand at the end of the project. Beginning inventory values are either: 1) the amount paid, or the estimated value if donated and, 2) in those cases where equipment was not purchased, but was already on hand, the estimated market value, or your ending value from previous year. Your actual cost for the year will be the total amount of depreciation.

<b>Equipment</b>	<b>Quantity</b>	<b>Beginning Value or Cost</b> <small>(Ending value from previous year or cost if purchased this year)</small>	<b>Depreciation</b> <small>(10% of beginning value)</small>	<b>Ending Value</b> <small>(Column 3 minus column 4)</small>
<b>Example: Feeder</b>	<b>1</b>	<b>\$4.95</b>	<b>\$0.49</b>	<b>\$4.46</b>
<b>Total Beginning Inventory</b>				
<b>Total Depreciation Expense</b>				
<b>Value of Ending Inventory</b>				

# Miscellaneous Expenses

(Consumable Items – Not Feed or Health Related Expenses)

List everything that you spend money for that you will NOT have at the end of the project that is NOT hay, feed, or a medical expense. Miscellaneous expenses include items such as fly spray, shampoo, straw, bedding, show entry fees, membership dues, etc.

Date	Item	Quantity	Price Per Item	Total Cost
Example: 12/10/19	Bedding	2	\$4.50	\$9.00
			<b>Total Miscellaneous Expenses:</b>	

## Feed Expenses

(Grain, hay, etc., units are lbs., bags, bales)

Date	Expense Items	Quantity and Unit	Price Per Unit	Total Cost
<b>Example:</b> 11/20/2018	<b>Feed Description</b>	<b>2 – 50lb bag</b>	<b>\$6.49</b>	<b>\$12.98</b>
			<b>Sub Total:</b>	





## Miscellaneous Income

Miscellaneous income would be income received during this project such as selling eggs, manure, animals that are part of this project, etc. **If you have no other income from this project prior to the show, enter NA across the top and \$0.00 for the total.**

Date	Items	Quantity	Price Per Unit	Total Income
12/01/16 to 12/30/16	Eggs	3 dozen	\$ 1.00	\$ 3.00
<b>Miscellaneous Income Total (If none, enter \$0.00):</b>				

## Health Record/Expenses

This should include a record of any health-related activities (deworm, vaccinate, or use of veterinarian’s services for any other reason). This should include what you used, how much you used, and what you used it for. Include well animal care (such as health certificates). Fill in all applicable information. **If your animal remained healthy throughout the project, list NA on the row below the example and \$0.00 for cost.**

Treatment Date	Reason	Product Used	Dosage	Withdrawal Date	Cost
Example: 10/30/19	Deworming	Safeguard	2.3 mL	30 Days	\$14.95
<b>Health Record Total Cost:</b>					

## Financial Summary Non-Market Animal

Please fill out all information and LEAVE this page in folder.

Name:
Check one: <input type="checkbox"/> Beef Breeding <input type="checkbox"/> Breeding Goat <input type="checkbox"/> Poultry <input type="checkbox"/> Dairy Goat <input type="checkbox"/> Rabbit
Club/Chapter:
Division: <input type="checkbox"/> Junior <input type="checkbox"/> Intermediate <input type="checkbox"/> Senior

1.	VALUE OF ENDING ANIMAL INVENTORY (PAGE 4)	\$	
2.	VALUE OF ENDING PROJECT INVENTORY (PAGE 5)	\$	
3.	RECEIPTS FROM MISCELLANEOUS INCOME (PAGE 9)	\$	
4.	TOTAL ASSESTS (ADD LINES 1 THROUGH 3)		\$

5.	VALUE OF BEGINNING ANIMAL INVENTORY (PAGE 4)	\$	
6.	VALUE OF BEGINNING PROJECT INVENTORY (PAGE 5)	\$	
7.	MISCELLANEOUS EXPENSES (PAGE 6)	\$	
8.	FEED EXPENSES (PAGE 8)	\$	
9.	HEALTH EXPENSES (PAGE 10)	\$	
10.	TOTAL EXPENSES (ADD LINES 5 THROUGH 9)		\$

11.	NET PROFIT/LOSS (SUBTRACT LINE 10 FROM 4 (annotate if negative))		\$
-----	---	--	----

## **Citizenship / Leadership**

Citizenship is something done for the betterment of the community focusing on the unnecessary services that a person provides for his/her community. Examples: A park clean-up day; delivering treats to firefighters; participating in a food drive; clean-up after a natural disaster.

Leadership occurs when a person takes the initiative to organize, delegate, and allow others to have a part. Examples: servicing as a club officer; chair of a committee; organizing an event.

**Juniors: 3+**

**Intermediates: 4+**

**Seniors: 5+**

<b>DATE</b>	<b>RESPONSIBILITY/ACCOMPLISHMENTS</b>	<b>AUDIENCE</b>
<b>Example: 09/01/2021</b>	<b>Example: Served as the fundraising chair for my club; prepared monthly statements and annual budget for the club</b>	<b>Example: Club members</b>
<b>Example: 11/18/2021</b>	<b>Example: Helped my club collect and deliver food during a canned food drive for Thanksgiving.</b>	<b>Example: Needy families</b>

## **Teaching Activities**

Please list any teaching activities you participated in throughout the livestock project. Listed are the minimum highlights required by age division. This can include a project demonstration, teaching an activity at a club/chapter meeting, etc.

**Juniors: 1-3**

**Intermediates: 2-4**

**Seniors: 3+**

<b>DATE</b>	<b>RESPONSIBILITY/ACCOMPLISHMENTS</b>	<b>AUDIENCE</b>
<b>Example: 12/14/2021</b>	<b>Example: Educational program: Taught 15 youth during the educational program about writing a community pride grant.</b>	<b>Example: Club members</b>
<b>Example: 01/20/2022</b>	<b>Example: Club demonstration: Taught 18 youth how to give your chickens a bath.</b>	<b>Example: Club members and volunteers present</b>

## **Project Reflection**

Please respond to the following questions:

1. What did you learn in the project this year?

---

---

---

---

2. What management strategies did you implement to improve animal health and well-being?

---

---

---

---

3. What have you done to help other members be successful in this project?

---

---

---

---

4. How will you apply what you have learned to your life?

---

---

---

---

**Written Response**

**Beef, Dairy Goat, Breeding Goat, Rabbit, Poultry**

**Juniors (at least 100 words):** How do you know if your animal is healthy or not? Explain indicators for your animal species of a healthy and sick animal.

**Intermediates (at least 150 words):** Name two diseases for your animal species. Explain the common symptoms, causes, prevention, and treatment of each disease you selected.

**Senior (at least 250 words):** Why is following the medication label an important aspect of health care management for your animal species? What are some important things to look for and follow when reading medication labels?

---

---

---

---

---

---

---

---

---

---

---

---

---

---

---

---

---

---

---

---

---

---

---

---

---

---

---

---

---

---






## **Project Photos**

Each photo should contain an educational caption of 50 words or less. Photos should cover the entire project from beginning to end and show the work being completed.

### **PHOTO ONE**



**Caption:** \_\_\_\_\_

**Date Taken:** \_\_\_\_\_

---

---

---


---

---

---

---

**PHOTO TWO**



**Caption:** \_\_\_\_\_ **Date Taken:** \_\_\_\_\_

---

---

---

---

---

---

---

**PHOTO THREE**



**Caption:** \_\_\_\_\_ **Date Taken:** \_\_\_\_\_

---

---

---

---

---

---

---

Name: \_\_\_\_\_

Age Division:  Junior  Intermediate  Senior

Club: \_\_\_\_\_

## Lake County Fair Non-Market Record Book Score Sheet

\*PLEASE LEAVE THIS PAGE IN THE FRONT POCKET\*

	Total Point Value	Scored Points	Judges' Comments
<b><u>Completeness/Neatness</u></b>			
All Signatures	5		
All Required Documents	5		
Neatly Bound/Clean Copy	5		
Script/Grammar/Spelling	5		
<b>Section Total</b>	<b>20</b>		
<b><u>Accuracy</u></b>			
Animal Project Inventory <i>Page 4</i>	5		
Project Inventory <i>Page 5</i>	10		
Miscellaneous Expenses <i>Page 6</i>	5		
Feed Expenses <i>Pages 7-8</i>	5		
Miscellaneous Income/Health Record/Expenses <i>Pages 9-10</i>	5		
Financial Summary <i>Page 11</i>	5		
<b>Section Total</b>	<b>35</b>		
<b><u>Evidence of Work</u></b>			
Project Goals <i>Page 3</i>	5		
Citizenship and Leadership Activities <i>Page 12</i>	5		
Teaching Activities <i>Page 13</i>	5		
Project Reflection <i>Page 14</i>	5		
Written Response <i>Pages 15-16</i>	15		
Educational Photos with Captions <i>Pages 17-19</i>	10		
<b>Section Total</b>	<b>45</b>		
<b>Overall Total</b>	<b>100</b>		