

- Grade my book
- Grade my book for awards



Exhibitor Age as of September 1<sup>st</sup>:

Division:

- Junior
- Intermediate
- Senior

### Laying Hen Record Book

This Record Book was developed by the Lake County 4-H Extension Agent and adopted by the Lake County Fair Association Livestock Committee.

Exhibitor Name: \_\_\_\_\_ Age \_\_\_\_\_

Club or Chapter Name: \_\_\_\_\_

I hereby certify that as the exhibitor of this project, I have personally been responsible for the care of this (these) animal(s), have personally kept records on this project, and have personally completed this record book.

\_\_\_\_\_  
Exhibitor's Signature Date

I/We, the parents certify that our son/daughter has completed this project and completed this record book and will comply with all the Rules and Regulations of this show.

\_\_\_\_\_  
Parent/Guardian Signature Date

This student is an active member of the \_\_\_\_\_ FFA Chapter/4-H Club, and is eligible to show livestock at the Lake County Fair. I verify that this record book has been completed by the student and is an accurate representation of the project.

\_\_\_\_\_  
FFA Advisor/4-H Leader Signature Date

PO Box 221 Eustis, FL 32727

Phone: (352) 357-7111 Fax: (352) 357-7347

Email: [Lakecofair@aol.com](mailto:Lakecofair@aol.com)

Website: [www.lakecofair.com](http://www.lakecofair.com)

\*\*\*ALL RECORD BOOKS MUST BE COMPLETE IN ORDER TO SHOW!\*\*\*

## **PURPOSE**

1. To acquire an understanding of animal production by preparing for, purchasing, caring for, and keeping records on one or more head of animals.
2. To be able to identify the types and grades of animals and employ efficient methods of marketing.
3. To develop integrity, sportsmanship, and cooperation.
4. To develop leadership abilities, build character, and assume citizenship responsibilities.

## **REQUIRED LAKE COUNTY FAIR DOCUMENTS**

**Attach to the end of this book, in the order listed, the following documents:**

Required documents **MUST** be included or points are deducted and could result in disqualification.

1. Fair Entry Form
2. Bill of Sale
3. Copy of letter sent to potential buyers
4. Copy of example letter to be sent to Award Sponsor
5. Copy of example letter of thanks to be sent to your Buyer
6. **Applicable to 4-H Members Only:** Copy of 4-H Membership Card

## **DRUG STATEMENT**

I Hereby certify that any drug, antibiotic, or biological residue which may have been administered by myself, or any other persons, was done so in strict compliance with the manufacturer's label requirements or as prescribed by a veterinarian.

---

Signature of Student

---

Signature of Parent/Guardian

**\*It is important that every section of this record book is complete and accurate\***

## **GENERAL RECORD BOOK GUIDELINES**

It is suggested that a copy of the record book be made for use as a “work copy” also known as a sloppy copy. Records may then be transferred into this book for a “Final Copy.”

1. Your Record Book should begin when you purchase your animal.
2. *Only one project may be included in each Record Book. If you are having more than one project in this fair, you must have a separate Record Book for each project.* Non-Market Record Books can have multiple animals of the same species.
3. Always double-check your work, especially math calculations.
4. Record books should start no later than the following for each animal species: January 31<sup>st</sup> – Beef Breeding, December 15<sup>th</sup> – Dairy Goat, January 1<sup>st</sup> – Rabbit/Poultry

## **RECORD BOOK REQUIREMENTS**

**Record Books that do not meet these requirements will be disqualified.**

1. Place the Record Book inside the prongs of a 2-prong or 3-prong folder. No 3-ring binders or page protectors.
2. Record Books **MUST** be labeled on the top right part of the folder to include the exhibitor’s name, age division, and animal species.
3. Your final Record Book will be **handwritten in pencil** by the exhibitor. No computerized books will be accepted.

## **GOALS**

Choose several goals for your project. Goals should be established at the beginning of your project. They should be challenging, yet attainable. Goals should include all aspects of your project. At the close of the project, the achievements should be compared with your goals.

- Raise my animal(s) to completion and exhibit at the fair.
- Attempt to make a profit on my animal(s) when sold at market price.
- Have my animal(s) meet industry standards for the ideal market animal.
- Learn how to groom and clip my project animal(s).
- Take full responsibility for fitting and showing of my animal(s).
- Complete my record book to the best of my ability.
- Market my project in a professional manner.
- Complete a demonstration or presentation on my project.

## Project Inventory

List all equipment and assets you had at the beginning of the project. After listing existing inventory, you should also list those items purchased this year that will be kept after the project is finished. **List items you will keep past the end of this project on this project on this page only** (inventory examples include clippers, blowers, tack, etc.) **Do not list** expendable items such as shampoo, bedding, postage, etc.

Equipment	Quantity	Beginning Value or Cost	Depreciation (10%)	Ending Value
Example: Feeder	1	\$4.95	\$0.49	\$4.46
<b>Total Beginning Inventory</b>				
<b>Total Depreciation Expense</b>				
<b>Value of Ending Inventory</b>				

## Animal Expense

Date Received	Description (Breed, Type)	Donated By	Value

## Miscellaneous Expenses

(Consumable Items – Not Feed or Health Related Expenses)

List everything that you spend money for that you will NOT have at the end of the project that is NOT hay, feed, or a medical expense. Miscellaneous expenses include items such as fly spray, shampoo, straw, bedding, show entry fees, membership dues, marketing, etc.

Date	Item	Quantity	Price Per Item	Total Cost
Example: 12/10/19	Bedding	2	\$4.50	\$9.00
<b>Total Miscellaneous Expense:</b>				

**Feed Expenses**

(Grain, hay, etc.: units are lbs., bags, bales)

Date	Expense Items	Quantity and Unit	Price Per Unit	Total Cost
<b>Example: 11/20/2018</b>	<b>Feed Description</b>	<b>2 – 50lb bag</b>	<b>\$6.49</b>	<b>\$12.98</b>
<b>Sub Total:</b>			<b>NA</b>	

# Feed Expenses Continued

(Grain, hay, etc.: units are lbs., bags, bales)

Date	Expense Items	Quantity and Unit	Price Per Unit	Total Cost
<b>Sub Total from previous page →</b>				
<b>Feed Expense Total:</b>			<b>NA</b>	

# Egg Record

Date of first egg laid: \_\_\_\_\_

Month	Week 1	Week 2	Week 3	Week 4

Total number of eggs: \_\_\_\_\_



## **Health Record/Expenses**

This should include a record of any health-related activities (deworm, vaccinate, or use of veterinarian's services for any other reason). This should include what you used, how much you used, and what you used it for. Include well animal care (such as health certificates). Fill in all applicable information. If your animal remained healthy throughout the project, list NA on the row below the example and \$0 for cost.

<b>Treatment Date</b>	<b>Reason</b>	<b>Product Used</b>	<b>Dosage</b>	<b>Withdrawal Date</b>	<b>Cost</b>
<b>Example: 10/30/19</b>	<b>De-Worming</b>	<b>Safeguard</b>	<b>2.3 mL</b>	<b>30 Days</b>	<b>\$14.95</b>
<b>Health Record Total Cost:</b>					

## **FINANCIAL SUMMARY MARKET ANIMAL**

\*Please fill out all information and bind in folder.

### **EXPENSES**

Beginning project inventory value/cost \$ \_\_\_\_\_

Beginning animal value/cost \$ \_\_\_\_\_

Total miscellaneous expense \$ \_\_\_\_\_

Feed expense total \$ \_\_\_\_\_

Health expense \$ \_\_\_\_\_

Total Expenses: \$ \_\_\_\_\_

### **INCOME**

Ending project inventory value/cost \$ \_\_\_\_\_

Estimate animal sale value \$ \_\_\_\_\_

Total income: \$ \_\_\_\_\_

### **TOTAL PROFIT OR LOSS**

Total Income – Total Expenses = \$ \_\_\_\_\_

## **CITIZENSHIP/LEADERSHIP HIGHLIGHTS**

Please list all citizenship and leadership activities you participated throughout the livestock project. Listed are the minimum highlights required by age division. Examples include leading the pledge, participating in community service projects, and leading an activity.

**Juniors: 3-5**

**Intermediates 4-6**

**Seniors 5+**

<b><u>Date:</u></b>	<b><u>Citizenship/Leadership Activity</u></b>

## **TEACHING OPPORTUNITIES**

Please list teaching activities you have completed throughout the livestock project. Listed are the minimum highlights required by age division. This can include a project demonstration, teaching an activity at a club/chapter meeting, etc.


**Juniors: 1-3**

**Intermediates 2-4**

**Seniors 3+**

<b><u>Date:</u></b>	<b><u>TEACHING ACTIVITY</u></b>






## **Project Photos**

Each photo should contain a brief educational caption of 50 words or less. Photos should cover the entire project from beginning to end and demonstrate the work being completed.

### **PHOTO ONE**



**Caption:**

**Date:** \_\_\_\_\_

---

---

---

---

---

---

---

---

## PHOTO TWO



**Caption:**

**Date:** \_\_\_\_\_

---

---

---

---


---

---

---

---

**PHOTO THREE**



**Caption:**

**Date:** \_\_\_\_\_

---

---

---

---

---

---

---

---



**PHOTO FOUR**



**Caption:**

**Date:** \_\_\_\_\_

---

---

---

---

---

---

---

---

**PHOTO FIVE**



**Caption:**

**Date:** \_\_\_\_\_

---

---

---

---

---

---

---

---

## Lake County Fair Market Record Book Score Sheet

	Total Point Value	Scored Points	Judges' Comments
<b><u>Completeness/Neatness</u></b>			
All Signatures	5		
All Required Documents	10		
Neatly Bound/Clean Copy	5		
Script	5		
Grammar and Spelling	10		
<b>Section Total</b>	<b>25</b>		
<b><u>Accuracy</u></b>			
Inventory Page	13		
Market Animal Inventory	2		
Miscellaneous Expenses	5		
Feed Expenses	5		
Animal Health	5		
Financial Summary	5		
<b>DUE AT FINAL WEIGH IN</b>			
Written Response	10		
<b>Section Total</b>	<b>35</b>		
<b><u>Evidence of Work</u></b>			
Citizenship and Leadership Activities	15		
Teaching Activities	15		
5 Educational Photos with Captions	20		
<b>Section Total</b>	<b>50</b>		
<b><u>Total</u></b>	<b>100</b>		