

- Grade my book
- Grade my book for awards



- Check one:
- Beef Breeding
 - Breeding Goat
 - Poultry
 - Dairy Goat
 - Rabbit

Exhibitor Age as of September 1st:

- Division:
- Junior
 - Intermediate
 - Senior

Livestock Record Book
Non-Market Animal

This Record Book was developed by the Lake County 4-H Extension Agent and adopted by the Lake County Fair Association Livestock Committee.

Exhibitor Name: _____ Age _____

Club or Chapter Name: _____

I hereby certify that as the exhibitor of this project, I have personally been responsible for the care of this (these) animal(s), have personally kept records on this project, and have personally completed this record book.

Exhibitor's Signature Date

I/We, the parents certify that our son/daughter has completed this project and completed this record book and will comply with all the Rules and Regulations of this show.

Parent/Guardian Signature Date

This student is an active member of the _____ FFA Chapter/4-H Club, and is eligible to show livestock at the Lake County Fair. I verify that this record book has been completed by the student and is an accurate representation of the project.

FFA Advisor/4-H Leader Signature Date

PO Box 221 Eustis, FL 32727
Phone: (352) 357-7111 Fax: (352) 357-7347
Email: Lakecofair@aol.com Website: www.lakecofair.com

ALL RECORD BOOKS MUST BE COMPLETE IN ORDER TO SHOW!

PURPOSE

1. To acquire an understanding of animal production by preparing for, purchasing, caring for, and keeping records on one or more head of animals.
2. To be able to identify the types and grades of animals and employ efficient methods of marketing.
3. To develop integrity, sportsmanship, and cooperation.
4. To develop leadership abilities, build character, and assume citizenship responsibilities.

REQUIRED LAKE COUNTY FAIR DOCUMENTS

Attach to the end of this book, in the order listed, the following documents:

Required documents **MUST** be included or points are deducted and could result in disqualification.

1. Fair Entry Form
2. Bill of Sale
3. Copy of Registration Papers (If applicable)
4. Copy of example letter to be sent to Award Sponsor
5. **Applicable to 4-H Members Only:** Copy of 4-H Membership Card

DRUG STATEMENT

I Hereby certify that any drug, antibiotic, or biological residue which may have been administered by myself, or any other persons, was done so in strict compliance with the manufacturer's label requirements or as prescribed by a veterinarian.

Signature of Student

Signature of Parent/Guardian

It is important that every section of this record book is complete and accurate

GENERAL RECORD BOOK GUIDELINES

It is suggested that a copy of the record book be made for use as a “work copy” also known as a sloppy copy. Records may then be transferred into this book for a “Final Copy.”

1. Your Record Book should begin when you purchase your animal.
2. *Only one project may be included in each Record Book. If you are having more than one project in this fair, you must have a separate Record Book for each project.* Non-Market Record Books can have multiple animals of the same species.
3. Always double-check your work, especially math calculations.
4. Record books should start no later than the following for each animal species: December 31st – Beef Breeding, December 15th – Dairy Goat, January 1st – Rabbit/Poultry

RECORD BOOK REQUIREMENTS

Record Books that do not meet these requirements will be disqualified.

1. Place the Record Book inside the prongs of a 2-prong or 3-prong folder. No 3-ring binders or page protectors.
2. Record Books **MUST** be labeled on the top right part of the folder to include the exhibitor’s name, age division, and animal species.
3. Your final Record Book will be **handwritten in pencil** by the exhibitor. No computerized books will be accepted.

GOALS

Choose several goals for your project. Goals should be established at the beginning of your project. They should be challenging, yet attainable. Goals should include all aspects of your project. At the close of the project, the achievements should be compared with your goals.





- Raise my animal(s) to completion and exhibit at the fair.
- Have my animal(s) meet Have my animal(s) meet the adopted standards for the breed and variety.
- Learn how to groom and clip my project animal(s).
- Take full responsibility for fitting and showing of my animal(s).
- Complete my record book to the best of my ability.
- Market my project in a professional manner.
- Complete a demonstration or presentation on my project.

Animal Project Inventory

List all animals you own at the beginning of the project and add any animals you purchase, or animal(s) born during the project year. Animals sold during the year should be recorded under OTHER INCOME. Animals sold should have a \$0 value at the end of the project for this page.

***Beginning Value \$:** Value of existing animals at the beginning of the project OR purchase cost of new animals OR value of animal(s) born.

Ending Value \$: Your animal value should increase and is an estimated value.

Project Start Date: _____		Circle your project animal species:    				
Animal Description (Animal number and/or name)	Breed	Sex	Date Acquired or Born	Beginning Value \$	Ending Value \$	Indicate if the animal was sold, kept, or died
Value at Beginning						
Value of Ending Animal Inventory						

Project Inventory

List all equipment and assets you had at the beginning of the project. After listing existing inventory, you should also list those items purchased this year that will be kept after the project is finished. **List items you will keep past the end of this project on this project on this page only** (inventory examples include clippers, blowers, tack, etc.) **Do not list** expendable items such as shampoo, bedding, postage, etc.

Equipment	Quantity	Beginning Value or Cost	Depreciation (10%)	Ending Value
Example: Feeder	1	\$4.95	\$0.49	\$4.46
Total Beginning Inventory				
Total Depreciation Expense				
Value of Ending Inventory				

Feed Expenses

(Grain, hay, etc., units are lbs., bags, bales)

Date	Expense Items	Quantity and Unit	Price Per Unit	Total Cost
Example: 11/20/2018	Feed Description	2 – 50lb bag	\$6.49	\$12.98
Sub Total:			NA	

Feed Expenses Continued

(Grain, hay, etc., units are lbs., bags, bales)

Date	Expense Items	Quantity and Unit	Price Per Unit	Total Cost
Sub Total from previous page →				
Feed Expense Total:			NA	

Miscellaneous Income

Miscellaneous income would be income received during this project such as selling eggs, manure, animals that are part of this project, etc. **If you have no other income from this project prior to the show, enter NA across the top and 0 for the total.**

Date	Items	Quantity	Price Per Unit	Total Income
12/01/16 to 12/30/16	Eggs	3 dozen	\$ 1.00	\$ 3.00
Miscellaneous Income Total (If None, enter 0):				

Health Record/Expenses

This should include a record of any health-related activities (deworm, vaccinate, or use of veterinarian's services for any other reason). This should include what you used, how much you used, and what you used it for. Include well animal care (such as health certificates). Fill in all applicable information. If your animal remained healthy throughout the project, list NA on the row below the example and \$0 for cost.

Treatment Date	Reason	Product Used	Dosage	Withdrawal Date	Cost
Example: 10/30/19	De-Worming	Safeguard	2.3 mL	30 Days	\$14.95
Health Record Total Cost:					

Financial Summary Non-Market Animal

*Please fill out all information and bind in folder.

Name:

Check one:

- Beef Breeding
- Breeding Goat
- Poultry
- Dairy Goat
- Rabbit

Club/Chapter:

Division:

- Junior
- Intermediate
- Senior

1.	VALUE OF ENDING ANIMAL INVENTORY (PAGE 4)		
		\$	
2.	VALUE OF ENDING PROJECT INVENTORY (PAGE 5)		
		\$	
3.	RECEIPTS FROM MISCELLANEOUS INCOME (PAGE 9)		
		\$	
4.	TOTAL ASSESTS (ADD LINES 1 THROUGH 3)		\$

5.	VALUE OF BEGINNING ANIMAL INVENTORY (PAGE 4)		
		\$	
6.	VALUE OF BEGINNING PROJECT INVENTORY (PAGE 5)		
		\$	
7.	MISCELLANEOUS EXPENSES (PAGE 6)		
8.	FEED EXPENSES (PAGE 8)		
		\$	
9.	HEALTH EXPENSES (PAGE 10)		
		\$	
10.	TOTAL EXPENSES (ADD LINES 5 THROUGH 9)		\$

11.	NET PROFIT/LOSS (SUBTRACT LINE 10 FROM 4)		\$
-----	--	--	----

CITIZENSHIP/LEADERSHIP ACTIVITIES

Please list all citizenship and leadership activities you participated in throughout the livestock project. Activities listed do not need to be project specific. Listed are the minimum highlights required by age division. Examples include leading the pledge, participating in community service projects, and leading an activity.

Juniors: 3-5

Intermediates 4-6

Seniors 5+

<u>Date:</u>	<u>Citizenship/Leadership Activity</u>

TEACHING ACTIVITIES

Please list any teaching activities you participated in throughout the livestock project. Activities listed do not need to be project specific. Listed are the minimum highlights required by age division. This can include a project demonstration, teaching an activity at a club/chapter meeting, etc.

Juniors: 1-3

Intermediates 2-4

Seniors 3+

<u>Date:</u>	<u>TEACHING ACTIVITY</u>

Project Photos

Each photo should contain an educational caption of 50 words or less. Photos should cover the entire project from beginning to end and show the work being completed.

PHOTO ONE



Caption:

Date Taken: _____

PHOTO TWO



Caption:

Date Taken: _____


PHOTO THREE



Caption:

Date Taken: _____

PHOTO FOUR



Caption:

Date Taken: _____

PHOTO FIVE



Caption:

Date Taken: _____

Lake County Fair Non-Market Record Book Score Sheet

	Total Point Value	Scored Points	Judges' Comments
<u>Completeness/Neatness</u>			
All Signatures	5		
All Required Documents	5		
Neatly Bound/Clean Copy	5		
Script	5		
Section Total	20		
<u>Accuracy</u>			
Animal Project Inventory (Page 4)	5		
Project Inventory (Page 5)	10		
Miscellaneous Expenses (Page 6)	5		
Feed Expenses (Pages 7/8)	10		
Miscellaneous Income (Page 9)	1		
Health Record/Expenses (Page 10)	5		
Financial Summary (Page 11)	4		
Section Total	40		
<u>Evidence of Work</u>			
Citizenship and Leadership Activities	5		
Teaching Activities	5		
Written Response	10		
5 Educational Photos with Captions	10		
Grammar and Spelling	10		
Section Total	40		
<u>Total</u>	100		