



Check one: <input type="checkbox"/> Beef Breeding <input type="checkbox"/> Breeding Goat <input type="checkbox"/> Poultry <input type="checkbox"/> Dairy Goat <input type="checkbox"/> Rabbit
Exhibitor Age as of September 1 <sup>st</sup> : _____
Division: <input type="checkbox"/> Junior <input type="checkbox"/> Intermediate <input type="checkbox"/> Senior

### Non-Market Record Book

This Record Book was developed by Lake County 4-H and adopted by the Lake County Fair Association Livestock Committee.

Exhibitor Name: _____ Age: _____	
Club or Chapter Name: _____	
I hereby certify that as the exhibitor of this project, I have personally been responsible for the care of this (these) animal(s), have personally kept records on this project, and have personally completed this record book.	
_____	_____
Exhibitor's Signature	Date
I/We, the parents certify that our son/daughter has completed this project and completed this record book and will comply with all the Rules and Regulations of this show.	
_____	_____
Parent/Guardian Signature	Date
This student is an active member of the _____ FFA Chapter/4-H Club and is eligible to show livestock at the Lake County Fair. I verify that this record book has been completed by the student and is an accurate representation of the project.	
_____	_____
FFA Advisor/4-H Leader Signature	Date

PO Box 221 Eustis, FL 32727  
 Phone: (352) 357-7111 Fax: (352) 357-7347  
 Email: [Lakecofair@aol.com](mailto:Lakecofair@aol.com) Website: [www.lakecofair.com](http://www.lakecofair.com)

\*Record Books are due March 25, 2023, at 1951 Woodlea Rd. Tavares, FL 32778\*  
 \*\*Record Books are due to the Lake County Extension Office\*\*  
 \*\*\* ALL RECORD BOOKS MUST BE **COMPLETE** TO SHOW! \*\*\*

## **PURPOSE**

1. To acquire an understanding of animal production by preparing for, purchasing, caring for, and keeping records on one or more head of animals.
2. To be able to identify the types and grades of animals and employ efficient methods of marketing.
3. To develop integrity, sportsmanship, and cooperation.
4. To develop leadership abilities, build character, and assume citizenship responsibilities.

## **REQUIRED LAKE COUNTY FAIR DOCUMENTS**

**Attach to the end of this book, in the order listed, the following documents:**

Required documents MUST be included or points are deducted and could result in disqualification.

1. ShoWorks Registration
2. Bill of Sale
3. Copy of letter sent to potential Buyers
4. Copy of example letter to be sent to Award Sponsor
5. Copy of example letter of thanks to be sent to your Buyer

## **DRUG STATEMENT**

I hereby certify that any drug, antibiotic, or biological residue which may have been administered by myself, or any other persons, was done so in strict compliance with the manufacturer's label requirements or as prescribed by a veterinarian.

---

Signature of Student

---

Signature of Parent/Guardian

## GENERAL RECORD BOOK GUIDELINES

It is suggested that a copy of the record book be made for use as a “work copy” also known as a sloppy copy. Records may then be transferred into this book for a “Final Copy.”

1. Your Record Book should begin when you purchase your animal.
2. *Only one project may be included in each Record Book. If you are having more than one project in this fair, you must have a separate Record Book for each project.*
3. Always double-check your work, especially math calculations.
4. Record books should start no later than December 31, 2022.

## RECORD BOOK REQUIREMENTS

1. Record books are mandatory to show and sell at the lake county fair! These must be completed, approved, and signed by the exhibitor, parent or guardian and 4-H leader or FFA advisor. Failure to comply will result in the animal being disqualified. (Use lake county fair record book). Unacceptable or incomplete record books, as determined by a screening committee, may be cause for exhibitor disqualification from showing their animal(s).
2. Place the Record Book inside the prongs of a 2-prong or 3-prong folder. No 3-ring binders or page protectors. **Record books not placed in a 2-prong or 3-prong folder will not be scored.**
3. Record Books **MUST** be labeled on the front of the folder, in the top right corner to include the exhibitor’s name, age division, and animal species. **Record books that are not labeled properly will result in a 10-point deduction from the overall total.**
4. Your final Record Book will be handwritten in pencil by the exhibitor. Signatures completed in pen are acceptable. No computerized books will be accepted. **If a record book is written in pen this will result in a 10-point deduction. If a record book has typed pages, it will not be scored.**

## GOALS

Complete this portion of the record book pre-project or once your animals are purchased. **Your goals should be SMART: Specific, measurable, achievable, relevant, and timebound. DO NOT USE THE EXAMPLE, IF THE EXAMPLE IS USED POINTS WILL NOT BE AWARDED.**

**Example: I will receive an 87 on my rabbit showmanship card at the Lake County Fair.**

**Junior: 1 Goal                      Intermediate: 2 Goals                      Senior: 3 Goals**

**What goals do you have for this animal project?**





1. \_\_\_\_\_  
\_\_\_\_\_
2. \_\_\_\_\_  
\_\_\_\_\_
3. \_\_\_\_\_  
\_\_\_\_\_

## Animal Project Inventory

List all animals you own at the beginning of the project and add any animals you purchase, or animal(s) born during the project year. Animals sold during the year should be recorded under OTHER INCOME. Animals sold should have a \$0 value at the end of the project for this page.

**Beginning Value \$:** Value of existing animals at the beginning of the project OR purchase cost of new animals OR value of animal(s) born.

**Ending Value \$:** Your animal value should increase and is an estimated value.

Project Start Date: _____ Circle your project animal species:    						
Animal Description (Animal number and/or animal name)	Breed	Sex	Date Acquired or Born	Beginning Value Amount	Ending Value Amount	Indicate if the animal was sold, kept, or died
<b>Value at Beginning</b>						
<b>Value of Ending Animal Inventory</b>						

## Project Inventory

An inventory, at the start and the close of the project, is a necessary part of the record keeping. List all equipment and assets you had at the beginning of the project. After listing existing inventory, you should also list those items purchased this year that will be kept after the project is finished. **List items you will keep past the end of this project on this page only** (Inventory Examples: clippers, blowers, cage, feeder, waterer, etc.) **Do not list** expendable items such as shampoo, bedding, postage, etc.

<b>Equipment</b>	<b>Quantity</b>	<b>Beginning Value or Cost</b> (Ending value from previous year or cost if purchased this year)	<b>Depreciation</b> (10% of beginning value)	<b>Ending Value</b> (Column 3 minus column 4)
<b>Example: Feeder</b>	<b>1</b>	<b>\$4.95</b>	<b>\$0.49</b>	<b>\$4.46</b>
<b>Total Beginning Inventory</b>				
<b>Total Depreciation Expense</b>				
<b>Value of Ending Inventory</b>				

## **Miscellaneous Expenses**

(Consumable Items – Not Feed or Health Related Expenses)

List everything that you spend money for that you will NOT have at the end of the project that is NOT hay, feed, or a medical expense. Miscellaneous expenses include items such as fly spray, shampoo, straw, bedding, show entry fees, membership dues, marketing, etc.

<b>Date</b>	<b>Item</b>	<b>Quantity</b>	<b>Price Per Item</b>	<b>Total Cost</b>
<b>Example: 12/10/2022</b>	<b>Bedding</b>	<b>2</b>	<b>\$4.50</b>	<b>\$9.00</b>
			<b>Total Miscellaneous Expenses:</b>	

## Feed Expenses

(Grain, hay, etc., units are pounds or bales)

Date	Expense Items	Quantity and Unit	Price Per Unit	Total Cost
<b>Example:</b> 11/20/2022	Feed Description	2 – 50lb bag	\$6.49	\$12.98
			<b>Sub Total:</b>	

## Feed Expenses Continued

(Grain, hay, etc., units are pounds or bales)

Date	Expense Items	Quantity and Unit	Price Per Unit	Total Cost
Sub Total from previous page →				
<b>Feed Expense Total:</b>				







## Financial Summary Non-Market Animal

Please fill out all information and LEAVE this page in folder.

Name:
Check one: <input type="checkbox"/> Beef Breeding <input type="checkbox"/> Breeding Goat <input type="checkbox"/> Poultry <input type="checkbox"/> Dairy Goat <input type="checkbox"/> Rabbit
Club/Chapter:
Division: <input type="checkbox"/> Junior <input type="checkbox"/> Intermediate <input type="checkbox"/> Senior

1.	VALUE OF ENDING ANIMAL INVENTORY (PAGE 4)	\$	
2.	VALUE OF ENDING PROJECT INVENTORY (PAGE 5)	\$	
3.	RECEIPTS FROM MISCELLANEOUS INCOME (PAGE 9)	\$	
4.	TOTAL ASSESTS (ADD LINES 1 THROUGH 3)		\$

5.	VALUE OF BEGINNING ANIMAL INVENTORY (PAGE 4)	\$	
6.	VALUE OF BEGINNING PROJECT INVENTORY (PAGE 5)	\$	
7.	MISCELLANEOUS EXPENSES (PAGE 6)	\$	
8.	FEED EXPENSES (PAGE 8)	\$	
9.	HEALTH EXPENSES (PAGE 10)	\$	
10.	TOTAL EXPENSES (ADD LINES 5 THROUGH 9)		\$

11.	NET PROFIT/LOSS (SUBTRACT LINE 10 FROM 4 (annotate if negative))		\$
-----	---	--	----





## **Project Reflection**

Please respond to the following questions:

1. Reflect on your goals that you set on page 3. Do you feel you accomplished these goals? Please explain.

---

---

---

---

---

---

---

2. What management strategies did you implement to improve animal health and well-being?

---

---

---

---

---

---

---

3. How will you apply what you have learned completing this livestock project to your life?

---

---

---

---

---

---

---








## **Project Photos**

Each photo should contain an educational caption of 50 words or less. Photos should cover the entire project from beginning to end and show the work being completed.

### **PHOTO ONE**



---

---

---

---

---

---

---

---

**PHOTO TWO**



---

---

---

---

---

---

---

**PHOTO THREE**



---

---

---

---

---

---

---

**\*Page Intentionally Left Blank for Scoresheet; this page does not need to be included in the record book\***

Name: \_\_\_\_\_

Age Division:  Junior  Intermediate  Senior

Animal Species: \_\_\_\_\_

Club: \_\_\_\_\_

## Lake County Fair Non-Market Record Book Score Sheet

**\*PLEASE LEAVE THIS PAGE IN THE FRONT POCKET\***

	Total Point Value	Scored Points	Judges' Comments
<b><u>Completeness/Neatness</u></b>			
All Signatures	5		
All Required Documents	5		
Neatly Bound/Clean Copy	5		
Script/Grammar/Spelling	5		
<b>Section Total</b>	<b>20</b>		
<b><u>Accuracy</u></b>			
Animal Project Inventory	5		
Project Inventory	10		
Miscellaneous Expenses	5		
Feed Expenses	5		
Miscellaneous Income/Health Record/Expenses	5		
Financial Summary	5		
<b>Section Total</b>	<b>35</b>		
<b><u>Evidence of Work</u></b>			
Project Goals	5		
Citizenship and Leadership Activities	5		
Teaching Activities	5		
Project Reflection	5		
Written Response	15		
Educational Photos with Captions	10		
<b>Section Total</b>	<b>45</b>		
<b>Overall Total</b>	<b>100</b>		