



AN ALLEY REIMAGINED

NEWNAN, GEORGIA

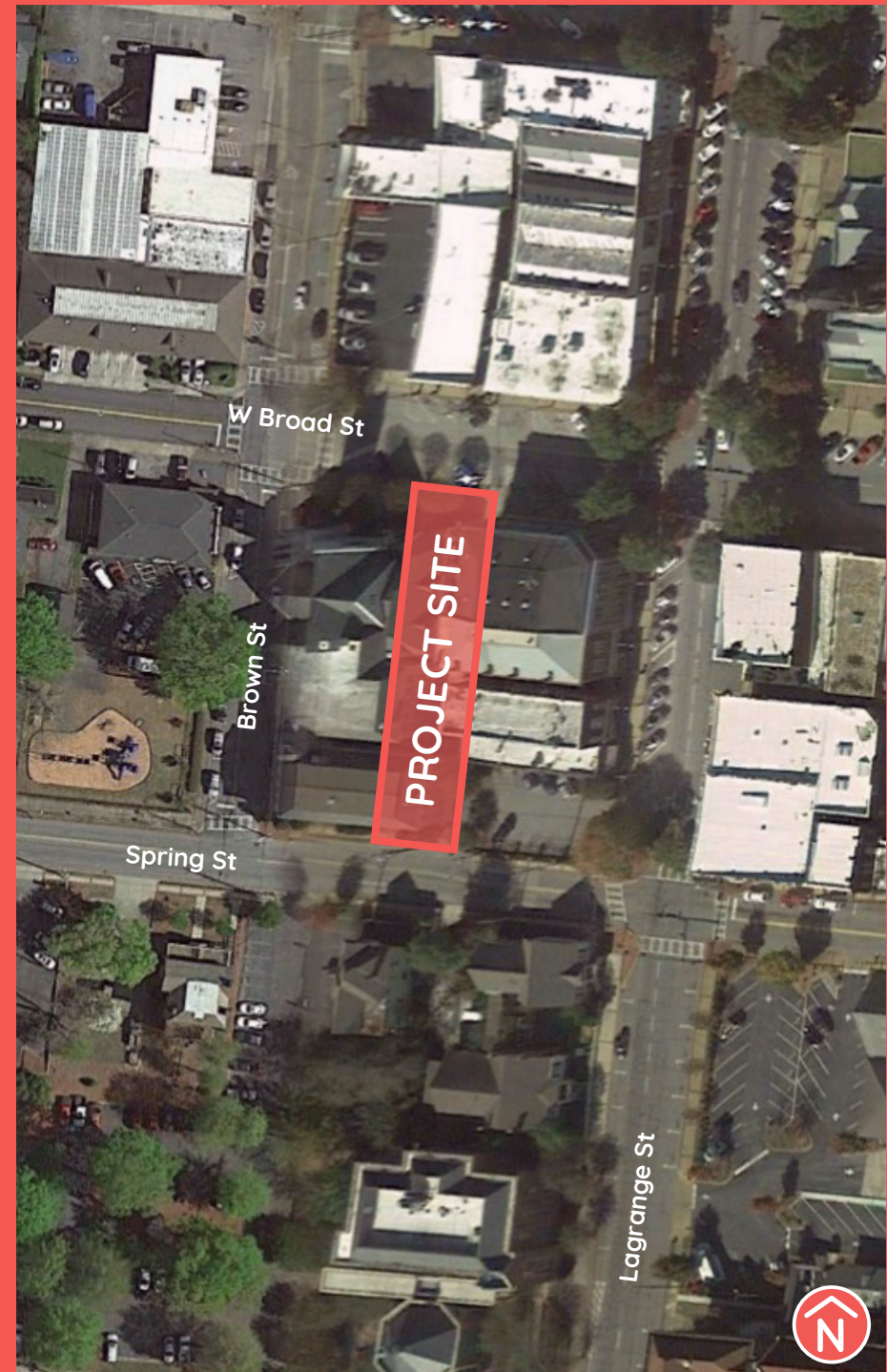
AN ALLEY REIMAGINED - INTRODUCTION

The alley between the Newnan Carnegie Library and Central Baptist church has been the backdoor to history for the last one hundred plus years. Now it is being asked to play host to new happenings, such as the Link trail system and a gathering space for the community. It is becoming a place that children learn about the history of the town. People use it's patinaed walls to take Instagram photos and other simply pass through on its shady passage between city parking lots and downtown destinations. The future of the alley relies on managing a few stresses of competing uses and this report seeks to help in the transition.

The alley has seen increased walking traffic since the exciting expansion of Central Baptist Church and the closure of Brown Street between Broad Street and Spring Street. The closure has also brought more drivers to the alley seeking a route alternative. Parked vehicles also clog the alley on occasion. The addition of the Link trail in the near future will bring even more people on bikes, scooters and walking to the downtown area seeking access to destinations and nearby parks. The alley is sure to see more traffic outside of vehicles in the future.

The Carnegie library has amazing programs that are occurring inside and outside of its' historic building. With little outdoor space, the programs often spill into the sidewalk and they have even closed a few parking spaces to accommodate larger programs. The addition of alley space could expand the reach of the library with outside story time, a place to show off the library's seed collection in garden beds and a meeting spot for the weekly walking group.

The church will complete the addition in Spring 2020 and demand for the alley will be lessened with the moving of the kitchen and trash receptacles. The church still sees the back-door entrance on the alley being used and is interested in upgrading the aesthetic of the entrance. A calmed and beautified alley could be used by the church for small group gatherings and receptions. Outdoor space is at a premium with the addition, so other uses for an alley may arise.



AN ALLEY REIMAGINED - SHORT-TERM CONCEPT ELEMENTS

Newnan has an opportunity to introduce new public space and improve the walkability of town today. The following improvements can be done before the end of the year!



CHALKBOARD

Let's make a chalk board to share ideas in the short term that could lead to the definition of a name later on in the process.



SEATING

Next the alley needs seating. Seating for the passerby that needs a moment to rest.



STENCIL/TRAIL MARKER

The surface of the alley could be easily transformed with stencils that mimic the historic hexagon pattern and locate the LINK trail.

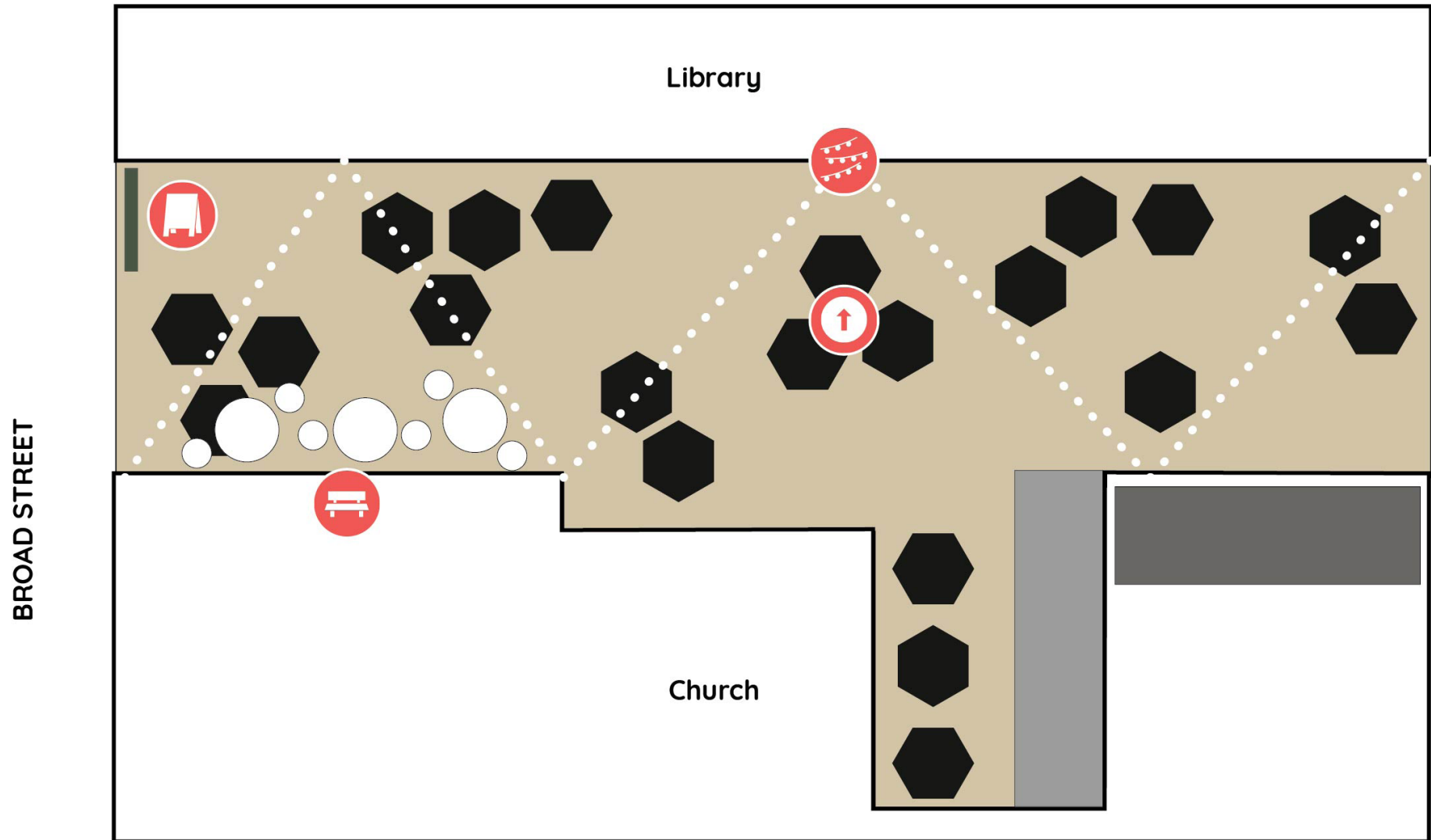


STRING LIGHTING

String lighting could be hung between the buildings or poles, using power outlets on the Carnegie library and including timers in order to keep lights on into the night.



AN ALLEY REIMAGINED - SHORT-TERM CONCEPT ELEMENTS



ICON KEY



CHALKBOARD



STRING LIGHTING



SEATING









STENCIL/TRAIL MARKER

AN ALLEY REIMAGINED - SHORT-TERM CONCEPT RENDERING



AN ALLEY REIMAGINED - SHORT-TERM BUDGET

	COST	SOURCING
 CHALKBOARD	\$22	Michael's wood framed chalkboard
 SEATING (6 SETS)	\$540	Cosco Outdoor Bistro Set, 3 piece, (Amazon)
 STRING LIGHTING (4 SETS)	\$320	48 ft Black Commercial Medium String Light (PartyLights.com)
 HEXAGON STENCIL (1)/ TRAIL MARKER (1)	\$340	MyParkingSign.com
 STENCIL PAINT (2 GALLONS)	\$26	DickBlick.com
 PAINT BASE COAT (4 GALLONS)	\$52	DickBlick.com
	TOTAL COST:	TOTAL COST + 25% CONTINGENCY
	\$1300	\$1625

BETTER BLOCK RECIPES

STREET MURAL



Description:

Murals create identity and personality to an area as well as brighten dull spaces up! Murals can be temporary or permanent based on the needs of your city.

Estimated Cost:

\$50

Tips & Recommendations:

If you don't have an artist on hand to paint a masterpiece, cut out shapes and have volunteers paint them!

Materials/Supplies/Equipment



TRAFFIC VEST
5 units



PUSH BROOM
2 units



MEASURING TAPE
1 unit



TRAFFIC CONES
10 units



BUCKET GRATE
1 unit



CHALK SPRAY
1 unit



TEMPERA PAINT
5 units



ROLLER POLE
1 unit



PAINT BRUSH
5 units



PAINT ROLLER
2 units



ROLLER NAP
5 units



PAINT BUCKET
2 unit



Be sure to have traffic control in place when working within the street. Layout your design using marking spray.



You can use duct tape to layout different areas for painting different colors, and ask kids and adults to paint within the lines.



Using temporary or permanent paint, have volunteers paint within your lines or give them free creativity to create the mural.



Celebrate your creativity by throwing a block party!

BETTER BLOCK RECIPES

PLYWOOD MURAL



Description:

Murals create identity and personality to an area as well as brighten dull spaces up! Murals can be temporary or permanent based on the needs of your city.


Estimated Cost:

\$200


Tips & Recommendations:

If you don't have an artist on hand to paint a masterpiece, cut out shapes and have volunteers paint them!

Materials/Supplies/Equipment



Layout the pieces of your mural so that volunteers can paint them easily and to make sure you have all the correct pieces you need. If a professional artist is painting your mural, they might want to paint directly onto the mounted fixture instead of on the ground. Pictured above are pre-cut fish that volunteers painted pieces of.



Another option would blank 4x8 sheets of plywood installed together to create a blank canvas..



Your mural will be installed onto a wall using 2x4s. If your 2x4s will be seen, give them some color!

If using 4x8 sheets of plywood, use 2 2x4s per sheet.



Install the 2x4s onto your wall using deck screws and a drill. Level the plywood for the desired mural size.

After a season of testing, investment can be made in more permanent elements. The programming that was tested can be supported with planter beds, signage, removable bollards and history exhibits from the old fire station.



PLANTER BED

The library could construct age-friendly planter boxes to educate the public on the food/plan growing process.



ALLEY SIGN

The results of the name finding exercise could be celebrated with signage.



ELEMENT STORAGE

To store amenities not in use, a storage building could be placed on a vacant concrete pad with approval of the church. It could even look like a little fire station!



REMOVABLE BOLLARDS

After the church addition is open in 2020, a more permanent way to close the alley should be considered. Removable bollards limit vehicle access, yet allow service access to utilities and buildings.



FIRE STATION HOMAGE

At this time, improvements to the facades facing the alley should be made. The former fire station could have a display of fire memorabilia that is both instructive and tactile.

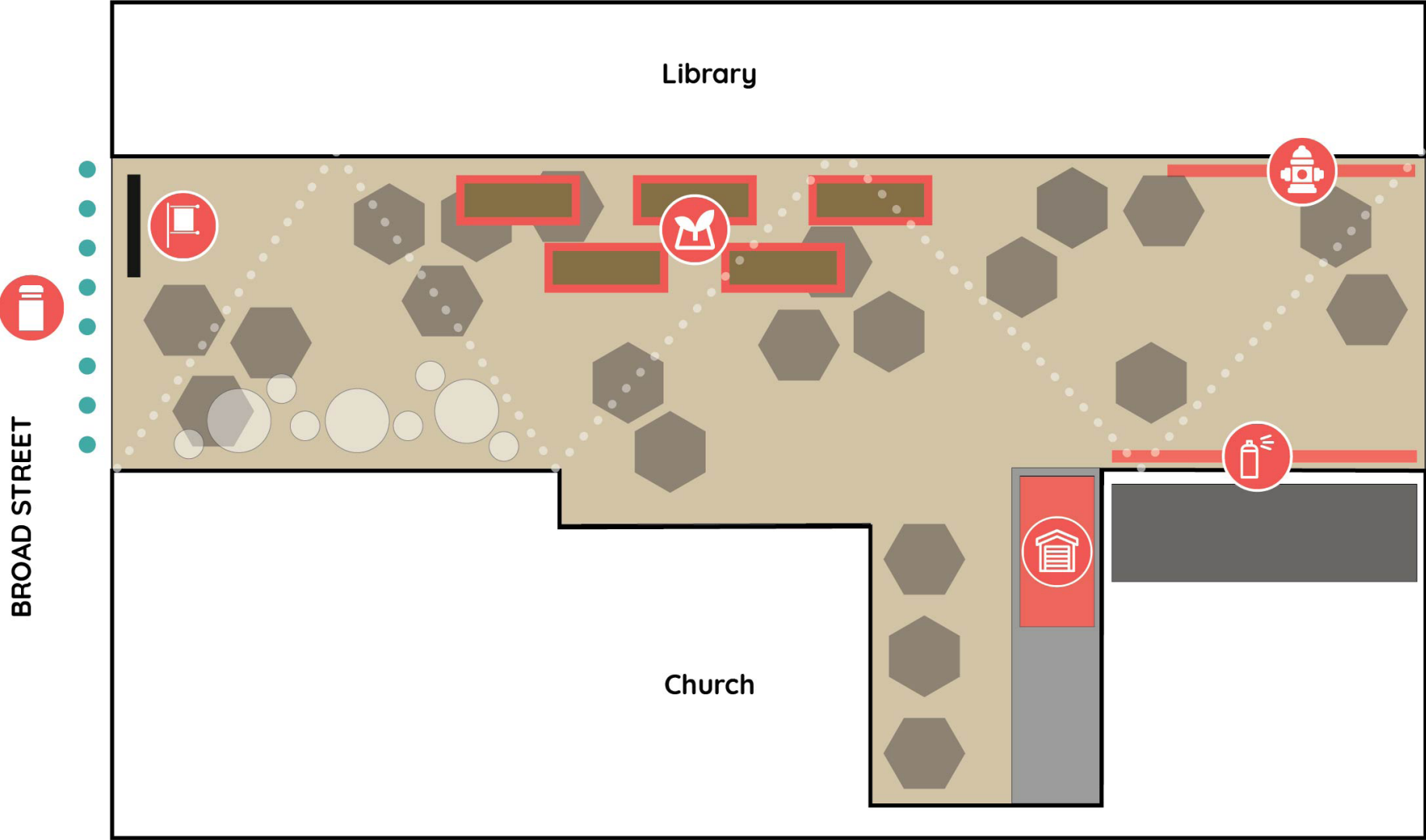




FENCE WITH MURAL

During our community walk, we determined that the church HVAC system will need to be buffered. The noise decibel level was above conversation level, thus not a pleasant place to have a conversation. A simple fix could be a fence with noise dampening backing. This will also provide a place for the alley to test public art with a mural.











ICON
KEY

	REMOVABLE BOLLARDS		PLANTER BED		ELEMENT STORAGE
	ALLEY SIGN		FIRE STATION HOMAGE		FENCE WITH MURAL

AN ALLEY REIMAGINED - MEDIUM-TERM BUDGET

	COST	POTENTIAL SOURCING
 REMOVABLE BOLLARDS	\$300	
 ALLEY SIGN	\$400	
 PLANTER BED	\$1000	
 FIRE STATION HOMAGE	\$1500	Fire station to donate materials. Hire an artist to assemble.
 FENCE WITH MURAL	\$150	
 ELEMENT STORAGE	\$750	
	TOTAL COST:	TOTAL COST + 25% CONTINGENCY
	\$4100	\$5125

AN ALLEY REIMAGINED - LONG-TERM CONCEPT ELEMENTS

With the alley fully established as a destination, it's time to add permanent changes. A sign with the alley's newly-established name can span the width of the alley, permanent lighting that fits with the identity of the alley can be installed, and pavers that fit the character of the area can be added to give the alley a welcoming feeling. Elements from previous phases that have proven successful can be installed in lasting ways, and a small alley in the middle of the city can officially be reimagined as a destination.



ALLEY REPAVEMENT

For permanent use, the alley can be repaved with distinctive materials and colors.



WATER FOUNTAIN

Installing a water fountain at the trail head will support users who are on the go, or stopping to stay awhile.



UNIQUE LIGHTING

The lighting can be made into more resilient materials and represent the unique historic nature of the Carnegie and Church.



PERMANENT SIGN

Finally a permanent sign will immortalize the alley as a historic gathering space of the community.

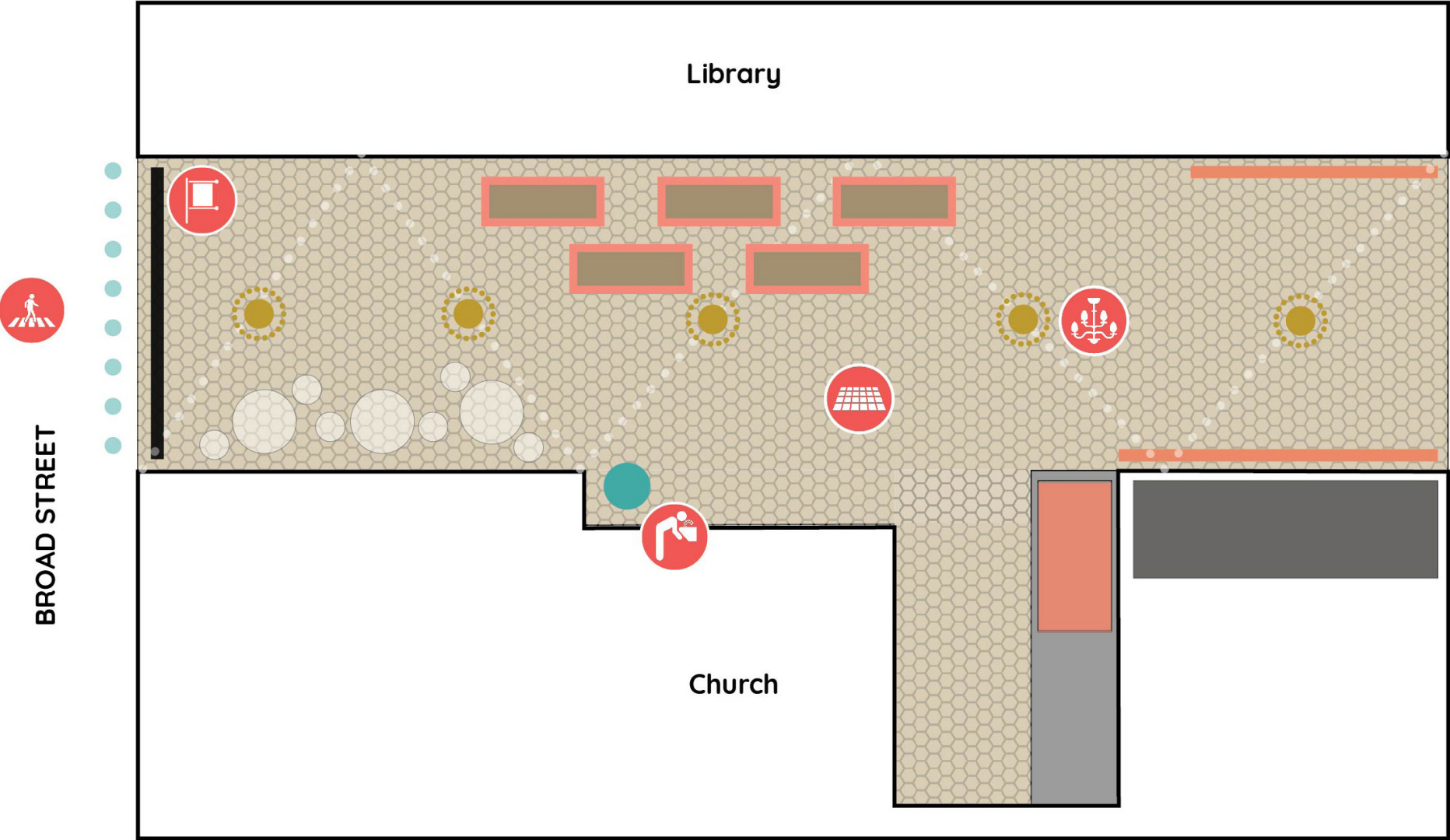


RAISED CROSSWALK


Raising the crossing intersection of Broad and Spring will make entering the alley easier for pedestrians and bicycle riders.




AN ALLEY REIMAGINED - LONG-TERM CONCEPT PLAN




ICON
KEY




RAISED CROSSWALK




WATER FOUNTAIN



UNIQUE LIGHTING








PERMANENT SIGN



ALLEY REPAVEMENT

AN ALLEY REIMAGINED - LONG-TERM CONCEPT RENDERING



	COST	POTENTIAL SOURCING
 ALLEY REPAVEMENT AND STAMP	\$35,000	Streetprint
 WATER FOUNTAIN	\$500	
 UNIQUE LIGHTING	\$5,000	
 PERMANENT SIGN	\$10,000	
 RAISED CROSSWALK	\$20,000	
	TOTAL COST:	TOTAL COST + 25% CONTINGENCY
	\$70,500	\$88,125