



**MANATEE COUNTY 4-H RECORD BOOK
CLOVERBUD POULTRY PROJECT**

Name _____ Age (on September 1, 2023) _____

4-H Club _____ Years in 4-H _____ Years in Project _____

Date You Started this Book _____ Date You Finished this Book _____
Month Day Year Month Day Year

I certify that I have personally been responsible for the care of this bird, I have personally kept records on this project, and I have personally completed this Record Book.

Member Signature _____ Final Date _____ Initials for Fair _____

I (the 4-H member's parent/guardian) certify that my child has personally completed this Record Book, and I have reviewed it for completeness and accuracy of reporting.

Parent/Guardian Signature _____ Final Date _____ Initials for Fair _____

I (the 4-H member's Club Leader) certify that this youth is an active member of their 4-H Club. I have reviewed this Record Book for completeness and accuracy of reporting.

4-H Leader Signature _____ Final Date _____ Initials for Fair _____

FOR USE AT THE MANATEE COUNTY FAIR AND AS THE 4-H PROJECT BOOK

Note: The Manatee County Fair requires that a Care and Feed Record Book (this book) is submitted for any project a youth submits a registration for at the Manatee County Fair. Even if the youth doesn't show at the fair or complete the project, they must still submit a Care and Feed Record Book. If you do not turn in a Care and Feed Record Book to the Fair, you may not participate in the next year's Manatee County Fair.

YOU AND YOUR POULTRY PROJECT

At the beginning of your project: tell us what you plan to do and learn in your poultry project this year. You can circle the things below, and/or write your own goals:

- Look at different breeds of poultry
- Learn to identify different breeds of poultry
- Learn what chickens eat
- Learn the body parts of a chicken
- Learn the names of different poultry equipment
- Learn how to take care of my chicken
- Watch a poultry show
- Show my own chicken
- Share what I have learned about chickens with another person
- Have fun with my chicken

INFORMATION ABOUT YOUR CHICKEN

Bird's Name: _____ Sex: _____

Breed: _____ Age: _____


Breed Purpose (circle one or more): EGGS MEAT SHOW

Color of Body Feathers: _____ Color of Head: _____

Where did you get your chicken? _____

Where do you keep your chicken? _____

Draw or place a picture of you and your chicken here:



FEEDING YOUR CHICKEN

Chickens need to be fed a balanced diet and fresh water every day. Don't leave uneaten food in the dish day after day. Store the food away from sunlight and moisture to keep it fresh. Clean the food and water dishes often to keep your chicken healthy.


What is the name of the food you feed your chicken? _____

What are the first 3 ingredients in the food? _____


How much do you feed your chicken a day? _____

A bag of feed costs _____ and weighs _____

Draw or place a picture of you feeding your chicken here:




IDENTIFY THE PARTS OF A CHICKEN



| | | | |
|------------|--------------|--------------|------------|
| ___ Beak | ___ Ear Lobe | ___ Shank | ___ Toes |
| ___ Breast | ___ Eyes | ___ Shoulder | ___ Wattle |
| ___ Comb | ___ Hock | ___ Sickles | ___ Vent |

IDENTIFY POULTRY EQUIPMENT




- A) Coop
- B) Feeder
- C) Leg Bands
- D) Waterer

- E) Egg Basket
- F) Heat Lamp
- G) Nesting Box

TYPES OF POULTRY

Chickens, turkeys, and ducks are all examples of poultry. Poultry are birds that people have domesticated to raise for meat or eggs. All of the birds below are types of poultry. Draw a line from the bird to its species name.



Duck

Turkey

Pheasant

Ostrich

Chicken

Quail



SPECIAL ACTIVITIES RELATED TO MY PROJECT

Did you go to any special events or programs to learn about poultry or show your bird this year? List anything that was important to you in the table below. This could be a poultry show that you watched or that you showed your bird in, or an expo event, or a showmanship clinic.

| Date | Event Name | What did you do? |
|------|------------|------------------|
| | | |
| | | |
| | | |
| | | |
| | | |
| | | |

PROJECT PICTURES

Draw or attach two pictures of you practicing a skill with your bird (examples could include practicing showmanship, cleaning their coop, or collecting eggs). Write a caption explaining what you are doing under each picture.



PROJECT PICTURES



This document, **Manatee County 4-H Cloverbud Poultry Record Book**, was compiled by Alexandra Draper, 4-H Extension Agent, University of Florida/IFAS Extension - Manatee County, August 16, 2023.

Adapted from: **4-H Poultry Care and Feed Record Book**, Manatee County 4-H (Revised August 2022).

Clay County Cloverbuds Poultry Record Book, Stephanie Conner (2013).

My 4-H Cloverbud Poultry Record Book, Brevard County 4-H.