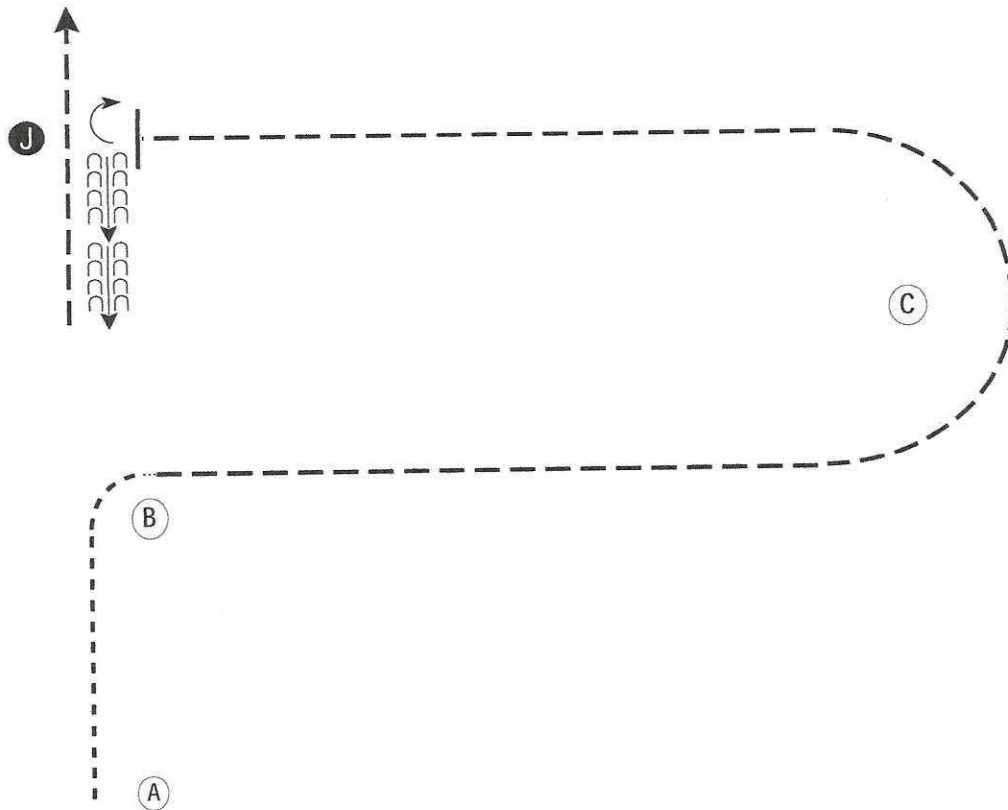







Show Date: 12-17-2022



1. Walk to and around B.
2. Trot from B around C to the Judge.
3. Stop and set up for inspection.
4. When dismissed perform a 90 degree turn and back until even with C.
5. Trot to the line-up.

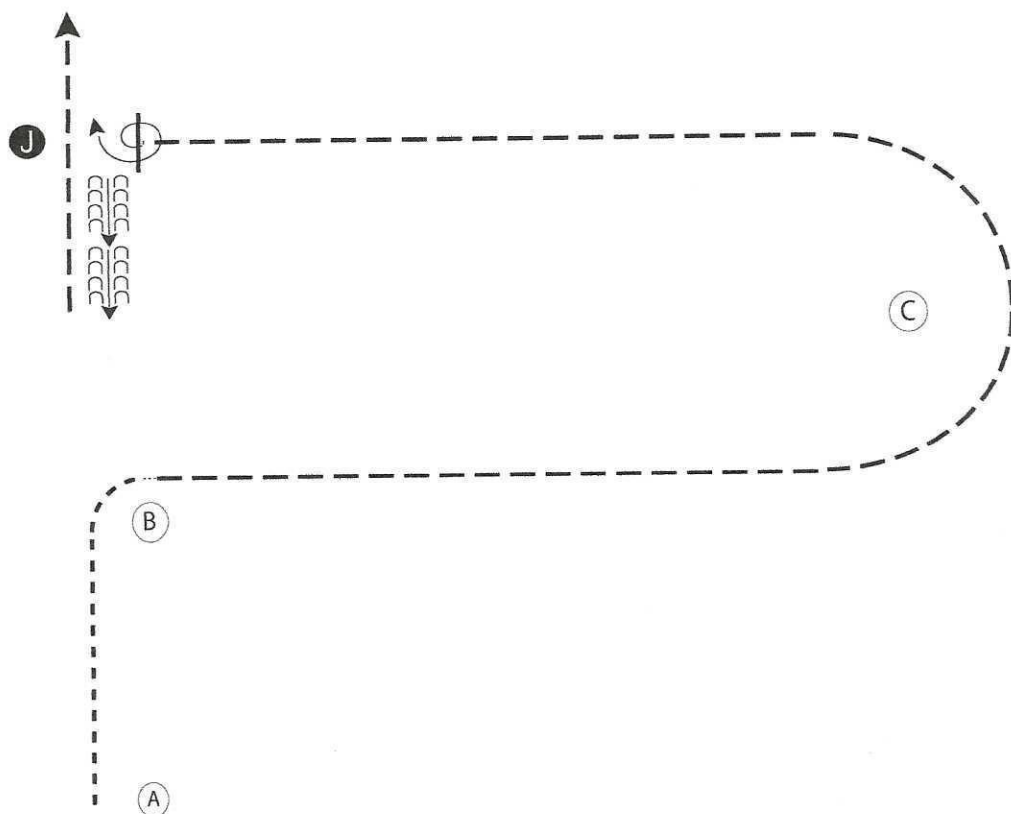
Follow the instructions of your ring steward.

Walk 
Trot 
Back 
Marker 
Judge 


Manatee County Jr Fair Horse Show

Sr Showmanship

Show Date: 12-17-2022



1. Begin at A. Walk to and around B
2. Trot from B around C to the Judge
3. Stop and set up for inspection
4. When dismissed perform a 450 degree turn and back until even with C
5. Trot to the line-up

Walk -----
 Trot -----
 Back ← 
 Marker (B)
 Judge (J)

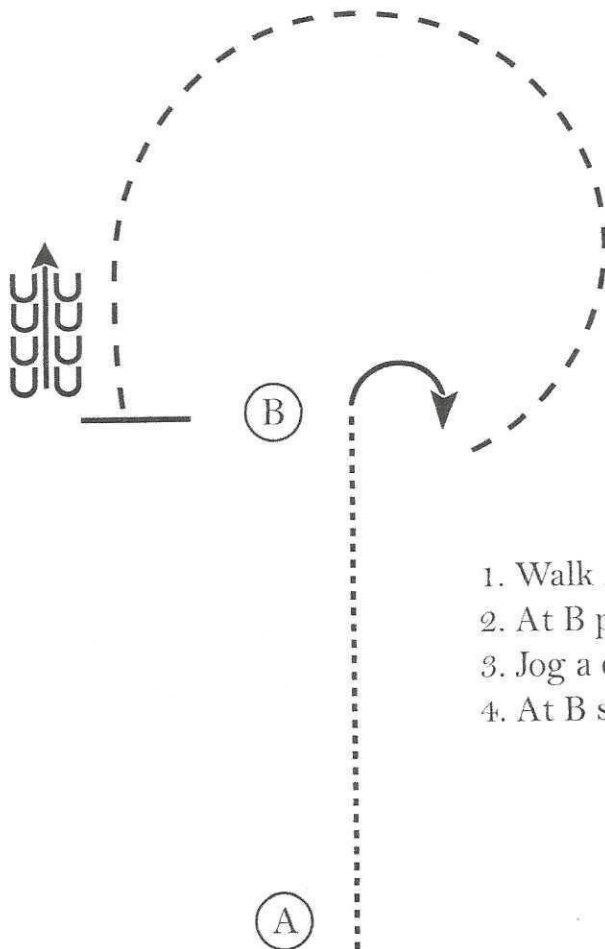
[S/2-28]

Pattern Provided by:

Manatee County Jr Fair Horse Show

Walk Trot Equitation (English Post Right Diagonal)

Show Date: 12-17-2022



1. Walk A to B
2. At B perform a 90 degree turn to the right
3. Jog a circle around B
4. At B stop and back 4 steps

Walk
Jog	-----
Extended Jog	-----
Lope	=====
Leg Yield	
Lead Change	↗↘
Back	←←←←
Marker	(B)
Sidepass	←---→

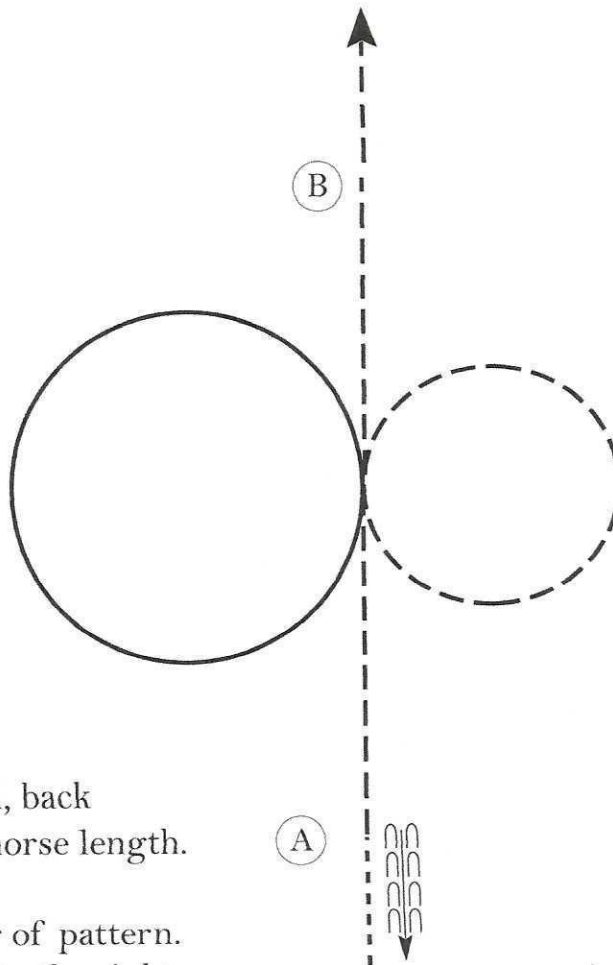
[WH/WT-7]

Pattern Provided by:

Manatee County Jr Fair Horse Show

Jr/Sr English Equitation

Show Date: 12-17-2022



Be ready at A.

1. When acknowledged, back approximately one horse length.
2. Walk to A.
3. Sitting trot to center of pattern.
4. Posting trot a circle to the right.
5. Canter a larger circle to the left.
6. Posting trot on the right diagonal straight away from B.

Pattern is over once you have trotted past B more than 2 horse lengths.

Follow the instructions of your ring steward.

Walk	-----
Trot	- - - - -
Extended Trot	— — — — —
Canter	—————
Leg Yield	
Lead Change	—/—
Back	←←←←←
Marker	(B)
Sidepass	←—→
Hand Gallop	—————

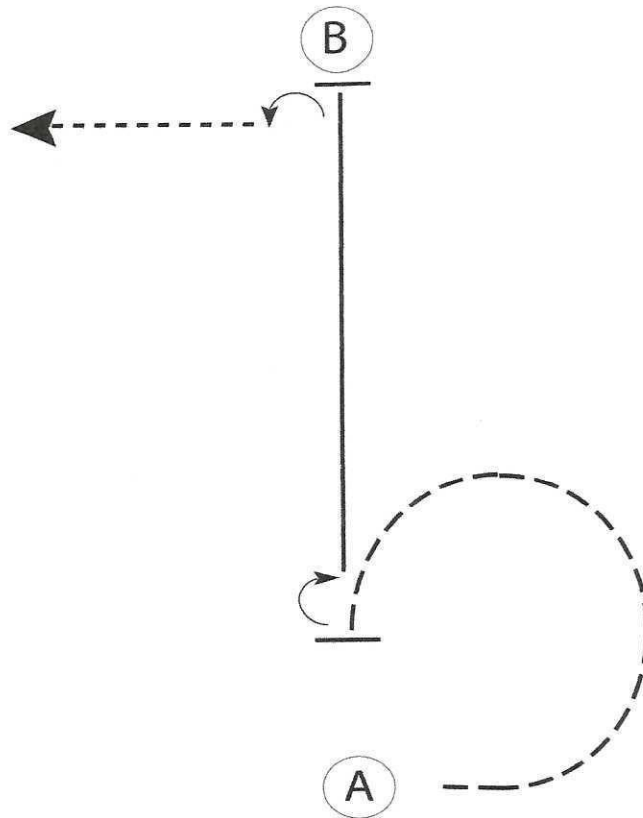
[HSE/1-55]

Pattern Provided by:

Manatee County Jr Fair Horse Show

Jr/Sr Western Equitation

Show Date: 12-17-2022



Be ready with your horse's tail to A.

1. Jog a 3/4 circle back toward A.
2. Stop and perform a 180 degree turn to the right.
3. Lope on the left lead to B.
4. Stop and perform a 90 degree turn to the left and walk off.

Follow the instructions of your ring steward.

Walk	-----
Jog	- - - - -
Extended Jog	— — — —
Lope	
Lead Change	
Back	
Marker	(B)

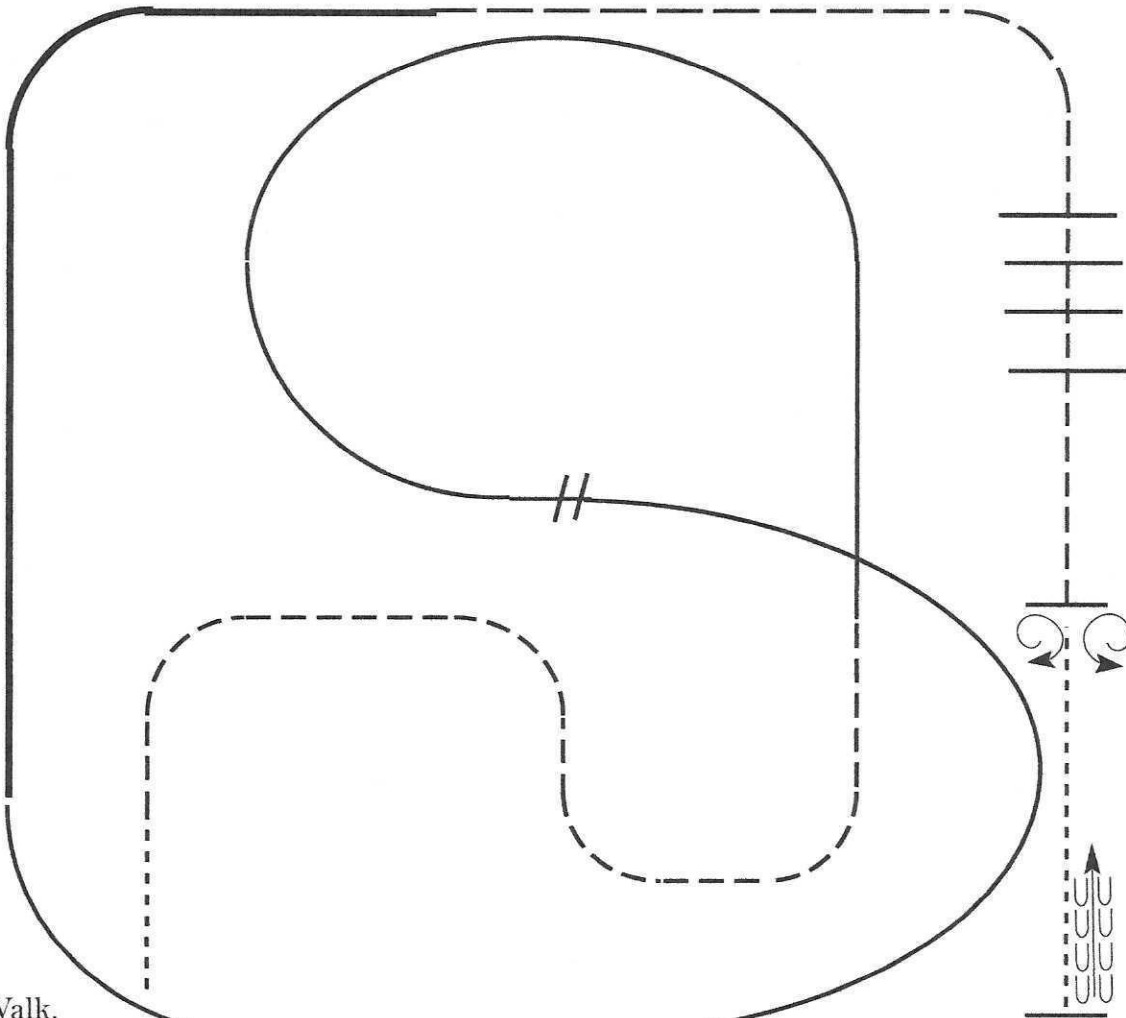
[WH/1-82]

Pattern Provided by:

Manatee County Jr Fair Horse Show

Jr/Sr Ranch Riding

Show Date: 12-17-2022



1. Walk.
2. Trot serpentine
3. Lope left lead around end of arena and then diagonally across arena.
4. Change leads (simple or flying) and
5. Lope on the right lead around end of the arena.
6. Extend lope on the straight away around corner to center of arena.
7. Extend trot around corner of arena
8. Collect to a trot
9. Trot over poles
10. Stop do a 360 turn each direction (either direction 1st)
11. Walk, stop and back.

Walk	-----
Jog	- - - - -
Extended Jog	- - - - -
Lope	—————
Lead Change	//
Back	← — — — —
Marker	ⓑ

[RR/4]

Pattern Provided by: