

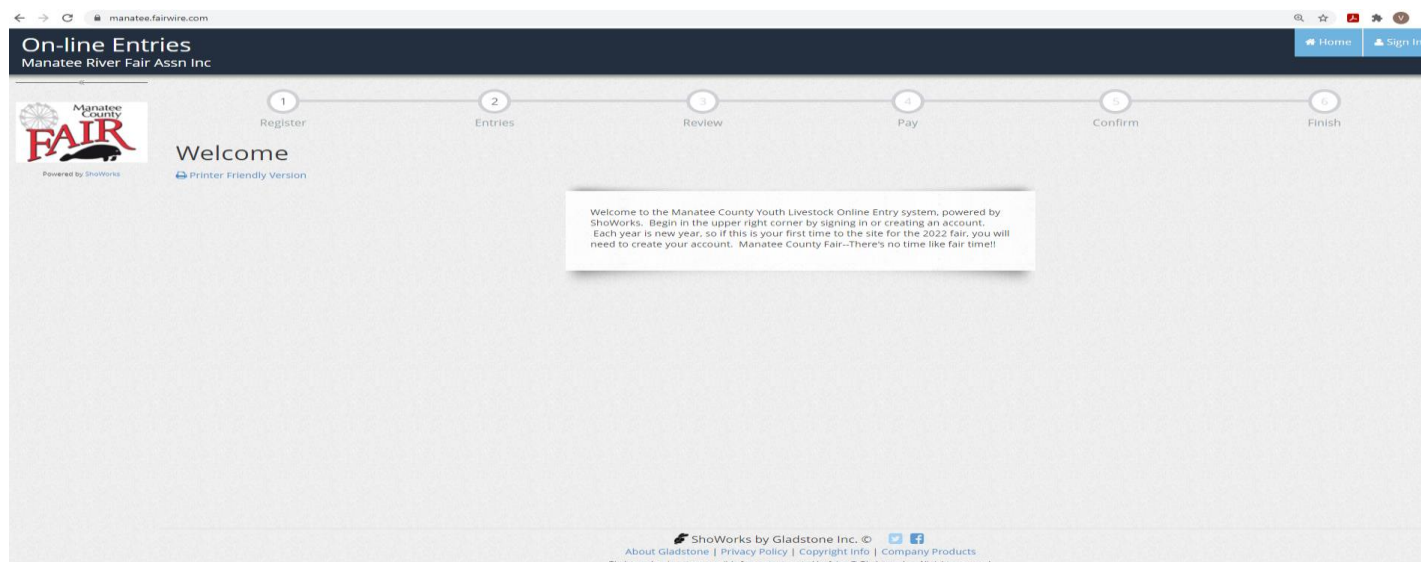


SHOWWORKS EXHIBITOR ENTRY INSTRUCTIONS

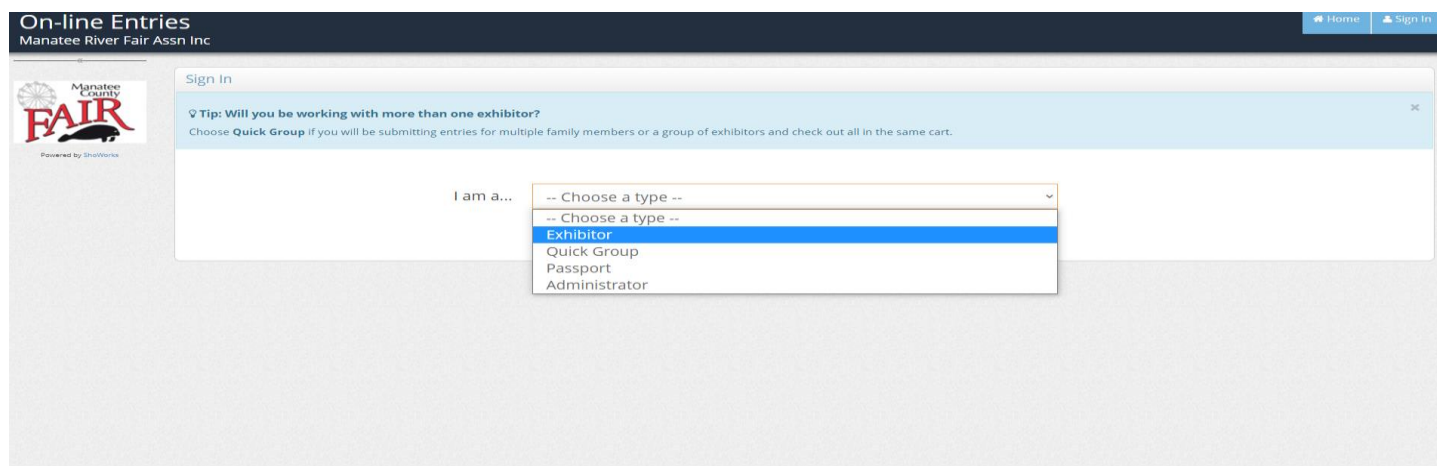
July 2021

Welcome to the Manatee County Fair!!! We are looking forward to an exciting time in January 2022.


These instructions are to assist you in entering your projects correctly into the fair. We use the program referred to as ShoWorks. Please refer to the checklists, not only for the exhibitor required information but also for your entries, to ensure you have all of the information you need before you sit down to begin the online entry process. You will launch to the ShoWorks site from the Manatee County Fair website, under the Youth Ag Exhibits tab, look for the ShoWorks icon.



When you are directed to the ShoWorks online entry opening page, you will be at the welcome screen. Since the Manatee County fair does not save exhibitor information from year to year, all exhibitors will need to set up their account again. You will begin by selecting the “sign-in” tab at the top right-hand corner of the screen.



This drop-down box will appear. You have the options of a “exhibitor” (single exhibitor) or a “group.” The “group” option would be used for a family with more than one exhibitor. This option allows you to enter all of the exhibitors in the family under one financial transaction. The receipt will list the individual exhibitors along with the entries they have entered. We will look at “Groups/Families” later in the instructions.



1 Register 2 Entries 3 Review 4 Pay 5 Confirm 6 Finish

Registration

Tip:
Are you a family or group with multiple exhibitors? Sign in as a **Quick Group** to submit entries for multiple family members or a group of exhibitors and check out all in the same cart.

First Name

Last Name

or sign in using ShoWorks Passport

It's free and lets you securely keep your information and entries **year-to-year** and reuse across different fairs and shows. Get instant notifications when it's time to show or entries have been judged and see your awards. Sign up now and begin keeping track of your own entries!

[Tell me more about ShoWorks Passport...](#)


☒ I am a new exhibitor or have yet to register this year
 ☐ I have previously registered this year

[Continue →](#)

We will start with a single exhibitor. After selecting the “exhibitor” from the drop-down options, the above screen will appear. You will enter first and last name of the exhibitor, selecting “I am a new exhibitor or have yet to register this year” (the first time you sign-in this year) then press the “continue” button at the bottom of the screen.

Have the following items before you begin this process, an Exhibitor Check-list:

- Exhibitor first and last name
- Exhibitor address
- Create a password for ShoWorks
- Phone number
- Valid e-mail
- Exhibitor grade in school
- Exhibitor date of birth
- Florida ethics number (if you have not taken the ethics class, you will need to register at the Florida State Fair website (<https://floridastatefairag.com/ethics/>). Contact your FFA Advisor or 4-H leader for further information.
- Parent name and contact information (phone number and email address)



1 Register 2 Entries 3 Review 4 Pay 5 Confirm 6 Finish

Registration

Exhibitor Information
Please provide the following information and click the **Continue** button at the bottom. Information submitted may not be reflected in the local office for a delayed period of time.

First Name

Last Name

Password

Re-type Password

Address

Address2

City

State/Prov

Postal Code

Phone Number

e-mail

Re-type e-mail

Grade

Date of Birth

Ethics #

Parent Name

Parent email

Parent Phone

[Continue →](#)

You will notice the fields are marked with the blue asterisks. These fields must be completed before you can continue to the next page.

The one field that may cause concern is the Ethics number. If you do not have an ethics number, enter the date of the class that you intend to attend. Please note it is your responsibility to send the ethics number to the fair office, so your online exhibitor information can be updated or update your profile yourself. Ethics numbers must be submitted and verified before the exhibitor will be cleared to participate at the fair.

Once all fields have been completed, press “continue” at the bottom of the page.

Registration

1 Register 2 Entries 3 Review 4 Pay 5 Confirm 6 Finish

✓ Confirm Registration Information
The following information will be associated with your name. Any changes you make may not be reflected in the local office for a delayed period of time.

First Name Belle
Last Name Quattlebaum
Address 12543 Main Street
Address 2
City Myakka City
State/Prov FL
Postal Code 34251
Phone (941) 555-1212
e-mail bquattlebaum@yahoo.com
Grade 9
Exhibitor Date of Birth 01/21/2007
Ethics # 20FL1234
Parent Name Valerie
Parent email valerieqb@msn.com
Parent Phone 9419152096

Continue →

This page will ask you to confirm the information you entered. Please confirm your information, and press “continue” at the bottom of the page.

You are ready to start filling your cart with entries, security passes and a t-shirt.

On-line Entries
Manatee River Fair Assn Inc.

Home Hello, Belle

1 Register 2 Entries 3 Review 4 Pay 5 Confirm 6 Finish

Save Edit

Your Entry Cart
BELLE QUATTLEBAUM...
0 Items

Entries

Department All Departments
-- Choose a Department --
All Departments
Exhibitor T-shirt
Fair Security Passes
Livestock

Division

It is your choice as to where you start. First, we will review the exhibitor t-shirt. Select the “Department” and from the drop-down menu, select “Exhibitor T-shirt.” From “Division”, select “Youth Ag Exhibitor T-shirt”. As you begin entering items and entries, please notice the top of the page in the yellow areas. There are notes related to the area you are selecting. Please review those notes as you navigate through the entry process.

The “Class” is the drop-down menu where you will select a size for the exhibitor shirt. Please remember, each exhibitor is limited to one shirt. The system will not allow you to purchase more than one exhibitor shirt. Select a size (class) and press the “Add Entry to Cart” button. You will then return to the entries page, but also notice your cart on the left side of the page. You should see the items/entries listing on this side. The dollar amount will increase as you enter items/entries that have a cost to them. Some entries do not have a cost and will not affect the total but will show up as a line in the cart.

Next, we will review security passes.

From the “Department” drop-down menu, select “Fair Security Passes” and from “Division” select “Exhibitor Security Pass.”

For the Exhibitor Security Pass, there is only one option. Select the “Class” 01 and press the “Add Entry to Cart”. Again, you will notice the item added to your cart on the left side.

Manatee County FAIR

Special Instructions:
Please select the appropriate number of passes for your family.
Families are limited to four (4) passes.
Exhibitor passes are purchased separately from family passes.

Department: Fair Security Passes

Division: Family Livestock Passes

Class: -- Choose a Class --

- 1 : Purchase one (1) pass for immediate family (\$25.00)
- 2 : Purchase two(2) passes for immediate family (\$50.00)
- 3 : Purchase three (3) passes for immediate family (\$75.00)
- 4 : Purchase four (4) passes for immediate family (\$100.00)**

To purchase family passes, you will follow the same path “Department”, “Fair Security Passes”. The “Division” will be “Family Livestock Passes”. You then will select the number of passes you wish to purchase. Each pass has a cost of \$25.00. After you select the number of passes, you will then press the “Add Entry to Cart” and verify the item is added to the cart. Each FAMILY is limited to four security passes.

Manatee County FAIR

Department: Fair Security Passes

Division: Leader Security Passes

Class: 01 : FFA and 4-H Leaders

Club: -- Choose a Club --

- Awesome Adventure 4-H
- Braden River FFA
- Braden River Riders 4-H
- Bradenton Bunnies 4-H
- Buffalo Creek FFA
- Country Hog 4-H
- Cream of the Crop 4-H
- Critters & Creations 4-H
- East Manatee Swine 4-H
- Haile FFA
- Home Grown Heritage 4-H
- Hoof Prints in the Sand 4-H
- K-9 Kid's 4-H
- Lakewood Ranch FFA
- Lincoln FFA
- Manatee County 4-H Shooting Sports
- Manatee County Junior Cattlemen's 4-H
- Manatee Stock 4-H
- Mighty 4-Her's of Duetto

This year we have a separate listing for FFA Advisors and 4-H Leaders to purchase security passes. Follow the same path as exhibitors and family for security passes. When purchasing passes as an advisor/leader, you are required to name the chapter or club in which you are a leader. This will be verified with leader lists provided to the fair office. Leaders are limited to two passes.

Now that you have the t-shirts and passes added to your cart, you are ready to register your fair entries.

Let's look at the different Areas:

All Areas are accessed through the “Department” of “Livestock”

Select the area you are entering from the “Division” drop-down menu. If you do not see the Area you wish to enter, the Area is not available for entries. Double check the rules for the entry dates. Not all Areas are available all of the time.

Let’s go through the required information for each Area. Keep in mind the fields with blue asterisks * are required under each Area.

BEEF BREEDING

Beef Breeding: Registration open October 1, 2021 – October 18, 2021

- Select class: 01—Brahman Influence 02—Non-Registered Heifers 03—Registered 04—Registered Cow-calf 05—Non-Registered Cow-calf
- Animal birth date
- Tag number
- Description
- Club or Chapter through which you are exhibiting this animal
- Animal name (optional)
- Registration number (required for registered animals)
- Showmanship (Yes or No)

MARKET STEER

Save

Edit

Your Entry Cart

BELLE QUATTLEBA...

Youth Ag Entry... \$50.00

Exhibitor Seat... \$25.00

Family Livestock... \$50.00

3 Items \$80.00

TOTAL \$80.00

Manatee County FAIR

Powered by Eventbrite

Register

Entries

Review

Pay

Confirm

Finish

Entries

Special Instructions:

Mandatory Meeting: Wednesday, November 3, 2021, 7:00PM, Mosaic Arena at the Manatee County Fair Grounds. See rules for required paperwork to be brought to the meeting.

Also fill from previous...

required

Department Livestock

Division Beef Steer Show

Class -- Choose a Class --

Breed

Animal Birth Date

Tag ID

Description

Club -- Choose a Club --

Animal Name

Showmanship -- Choose an Item --

Electronic ID

Add Entry to Cart

Market Steer (Beef): Registration open August 11, 2021 - August 19, 2021

- Select class one
- Breed
- Animal Birthdate
- Tag ID (Visual tag--this will be filled in for you at weigh-in)
- Description of animal
- Club or Chapter through which you are exhibiting this animal
- Animal name (optional)
- Showmanship participation (Yes or No)
- Electronic ID (if your animal has this before weigh-in, please enter and it will be verified)

DAIRY

Entries

Special Instructions:

Manadatory Meeting:

November 3, 2021, 7:00PM, Mosaic Arena at the Manatee County Fair Grounds

See rules for paperwork requirements to be brought to the meeting.

Also fill from previous...

required

Department Livestock

Division Dairy

Class -- Choose a Class --

Breed -- Choose a Breed --

Animal Birth Date

Tag ID

Description

Club -- Choose a Club --

Animal Name

Registration ID

Showmanship -- Choose an Item --

Electronic ID

Add Entry to Cart

Dairy: Registration open October 1, 2021 – October 18, 2021

- Select Class (refer to the Dairy rules posted on the Manatee County Fair website to look up Dairy classes. Animals are classified by the animal birthdate.).
- Select Breed
- Animal Birthdate
- Tag ID (visual tag)
- Description of animal
- Club or Chapter through which you are exhibiting this animal
- Animal name
- Registration ID (for registered animals)
- Showmanship participation (Yes or No)
- Electronic ID (if available)

DOGS

Entries

Special Instructions:
Mandatory Meeting Tuesday, December 14, 2021, Rogers Auditorium in the 4-H Center. See rules for the Manatee County Fair for required documentation.
YOU MAY ENTER MULTIPLE DOGS, BUT ONLY CHOOSE YOUR SHOWMANSHIP CLASS WITH ONE DOG.

✳ required

Department Livestock

Division Dogs

Class ✳

- 01 : Obedience: Basic
- 02 : Obedience: Sub-Novice A
- 03 : Obedience: Sub-Novice B
- 04 : Obedience: Beginner Novice
- 05 : Obedience: Novice A
- 06 : Obedience: Novice B
- 07 : Obedience: Open
- 08 : Obedience: Utility
- 09 : Obedience: Brace
- 10 : Obedience: Team
- 11 : Agility: On-leash
- 12 : Agility: Off-leash
- 30 : Showmanship: Basic
- 31 : Showmanship: Novice
- 32 : Showmanship: Open
- 33 : Showmanship: Excellent

Animal Birth Date ✳

Club ✳ -- Choose a Club --

Animal Name ✳

Dog's Breed ✳

Dog's Earned Titles

Team Contest Members

Agility Jump Height -- Choose an Item --

Dogs: Registration open October 1, 2021 – October 18, 2021

- Class (you are allowed to enter multiple dogs, but only one dog can have a showmanship attached to it)
- Animal Birthdate
- Club or Chapter through which you are exhibiting this animal
- Animal's name
- Dog's Breed
- Titles the Dog has earned (optional)
- Team members if participating in the team contest
- Agility height of jump (4", 8", 12", 16", 20", 24") Select the height if you chose an agility class

DAIRY GOAT

Register Entries Review Pay Confirm Finish

Entries

Special Instructions:
Mandatory meeting Saturday, November 6, 2021, 2:00PM, Mosaic Arena at the Manatee County Fair Grounds. See rules for the Manatee County Fair for required paperwork to bring to meeting.

✳ required

Department Livestock

Division Dairy Goats

Class ✳ -- Choose a Class --

Breed ✳ -- Choose a Breed --

Animal Birth Date ✳

Tag ID ✳

Club ✳ -- Choose a Club --

Animal Name ✳

Add Entry to Cart

Dairy Goat: Registration open October 1, 2021—October 18, 2021

- Class
- Breed
- Animal Birthdate
- Tag Id
- Club or Chapter through which you are exhibiting this animal
- Animal name

HORSE

Entries

Special Instructions:
Mandatory Meeting: Tuesday, November 30, 2021. See rules posted on the Manatee County fair website for location required paperwork to be submitted.

* required

Department: Livestock

Division: Horses

Class *
☐ 01 : Grade Mares (Conformation)
☐ 02 : Grade Geldings (Conformation)
☐ 03 : Registered Mares (Conformation)
☐ 04 : Registered Geldings (Conformation)
☐ 05 : Junior Western or English Showmanship
☐ 06 : Senior Western or English Showmanship
☐ 07 : Walk Trot English or Western (cannot enter canter/lope class)
☐ 08 : Walk Trot Equitation (cannot enter a canter/lope class)
☐ 09 : Junior Western Pleasure
☐ 10 : Senior Western Pleasure
☐ 11 : Junior Western Equitation
☐ 12 : Senior Western Equitation
☐ 13 : Junior English Pleasure
☐ 14 : Senior English Pleasure
☐ 15 : Junior English Equitation
☐ 16 : Senior English Equitation
☐ 17 : Junior Ranch Riding
☐ 18 : Senior Ranch Riding
☐ 19 : Junior Poles
☐ 20 : Senior Poles
☐ 21 : Stake Race
☐ 22 : Junior Barrels
☐ 23 : Senior Barrels
☐ 24 : Keyhole

Club * -- Choose a Club --

Animal Name *

Coggins # *

Rider Age on 1/1/22 *

Horse Gender * -- Choose an Item --

Horses: Registration open October 1, 2021 – October 18, 2021

- Class (you are allowed to enter more than one class with an animal entry, see rules for specific class descriptions and limitations on classes)
- Club or Chapter through which you are exhibiting this animal
- Animal's name
- Coggins Number
- Age of the Rider on January 1, 2022
- Horse Gender

POULTRY

Entries

* required

Department: Livestock

Division: Poultry

Class * -- Choose a Class --

Breed * -- Choose a Breed --

Club * -- Choose a Club --

Animal Name

Poultry Variety *

Sex of Poultry * -- Choose an Item --

Showmanship * -- Choose an Item --

Age of Poultry * -- Choose an Item --

Add Entry to Cart ✓

Poultry: Registration open October 9, 2021 – October 18, 2021

- Class
- Breed
- Club or Chapter through which you are exhibiting this animal
- Animal Name
- Poultry Variety
- Sex of Poultry
- Showmanship participation (Yes or No)
- Age of Poultry

Please note, the Poultry committee will be meeting with each exhibitor at the mandatory meeting to assist each exhibitor with the required information, providing the exhibitor with a sheet of paper with the notations.

RABBIT

Register	Entries	Review	Pay	Confirm	Finish
Entries					
* required					
Department	Livestock				
Division	Rabbits				
Class *	-- Choose a Class --				
Breed *	-- Choose a Breed --				
Tag ID *					
Club *	Awesome Adventure 4-H				
Animal Name					
Rabbit Variety *					
Showmanship *	-- Choose an Item --				
Rabbit Gender *	-- Choose an Item --				
Update Entry					

Rabbit: Registration open October 9, 2021 – October 18, 2021

- Class
- Breed
- Tag ID
- Club or Chapter through which you are exhibiting this animal
- Animal Name
- Rabbit Variety
- Showmanship participation
- Rabbit Gender

Please note, the Poultry committee will be meeting with each exhibitor at the mandatory meeting to assist each exhibitor with the required information, providing the exhibitor with a sheet of paper with the notations.

SWINE

Entries	
Special Instructions: Mandatory check-in (exhibitor, parent and swine must attend) Saturday, October 9, 2021, 9:00AM-12:00PM or Sunday, October 10, 2021, 1:00PM-5:00PM. Mandatory Exhibitor Meeting, Sunday, December 5, 2021, 1:00PM-5:00PM, Mosaic Arena. See Swine rules for required paperwork and required attendance.	
* required	
Department	Livestock
Division	Swine
Class *	-- Choose a Class --
Breed *	-- Choose a Breed --
Animal Birth Date	
Tag ID	
Description	
Club *	Awesome Adventure 4-H
Animal Name	
Showmanship *	-- Choose an Item --
Swine Gender *	-- Choose an Item --
Electronic ID	
Update Entry	

Swine: Registration open September 21, 2021 – October 7, 2021

- Class (select class one)
- Breed (if your animal is a cross bred, select “Other”)
- Animal Birthdate
- Tag ID (if your animal has been tagged before mandatory check-in, please enter here, it will be verified)
- Description of animal

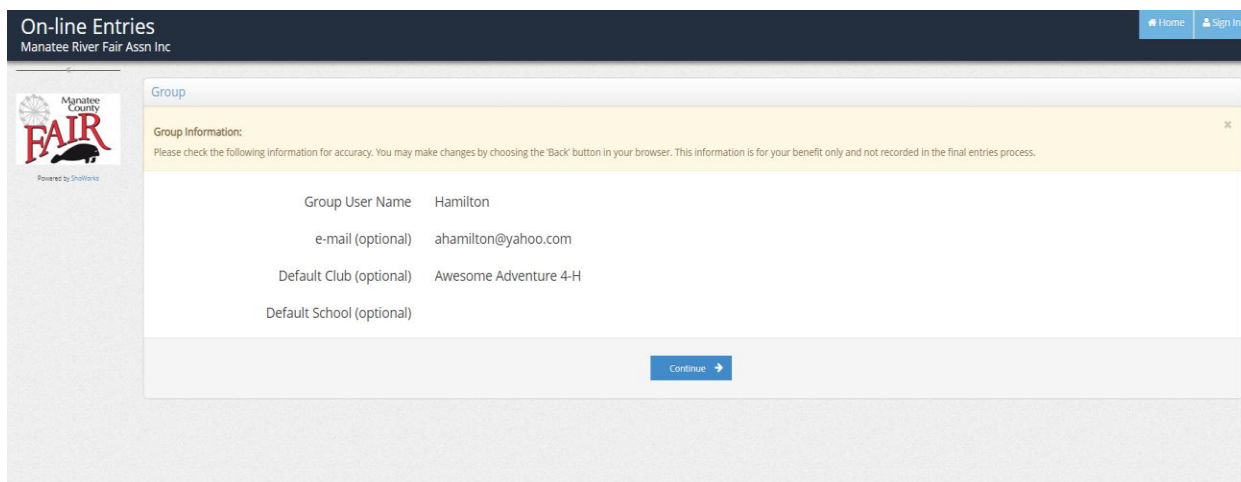
- Club or Chapter through which you are exhibiting this animal
- Animal Name
- Showmanship participation (Yes or No)
- Swine Gender
- Electronic ID (if your animal has this tag before mandatory check-in, please enter here, it will be verified)

Groups/Families Set-up:

If you chose to set up a family login for families with multiple exhibitors and selected “Quick group” instead of “Exhibitor”, you will have this screen.

Enter your family last name, select a password, and make note of it. The club and school are optional, these will auto fill in entries if established here.

The program will ask you to confirm the information entered. Press the “continue” button if all is correct.



On-line Entries
Manatee River Fair Assn Inc

Home Sign In

Manatee County FAIR
Powered by ShofWorks

Group

Group Information:

Please check the following information for accuracy. You may make changes by choosing the 'Back' button in your browser. This information is for your benefit only and not recorded in the final entries process.

Group User Name Hamilton

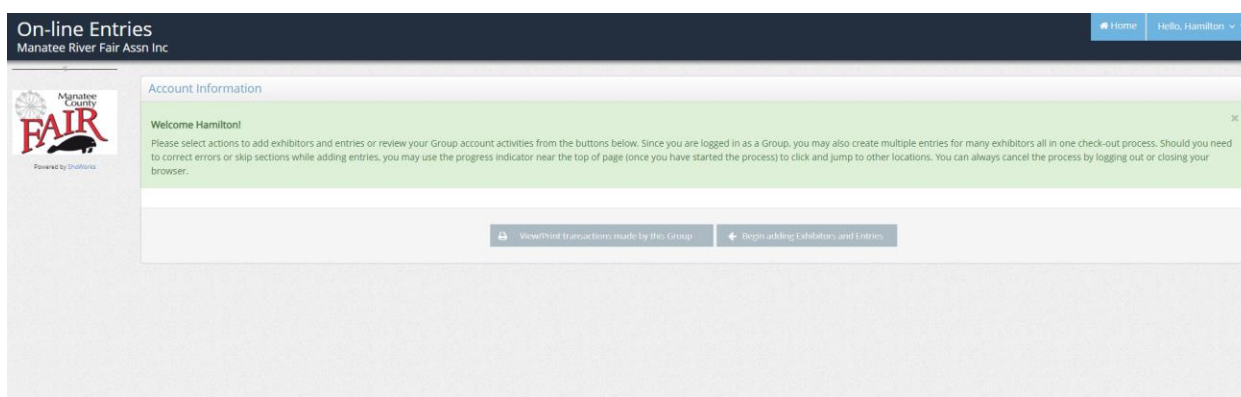
e-mail (optional) ahamilton@yahoo.com

Default Club (optional) Awesome Adventure 4-H

Default School (optional)

Continue →

The program will ask you to confirm the information entered. Press the “continue” button if all is correct.



On-line Entries
Manatee River Fair Assn Inc

Home Hello, Hamilton ▾

Manatee County FAIR
Powered by ShofWorks

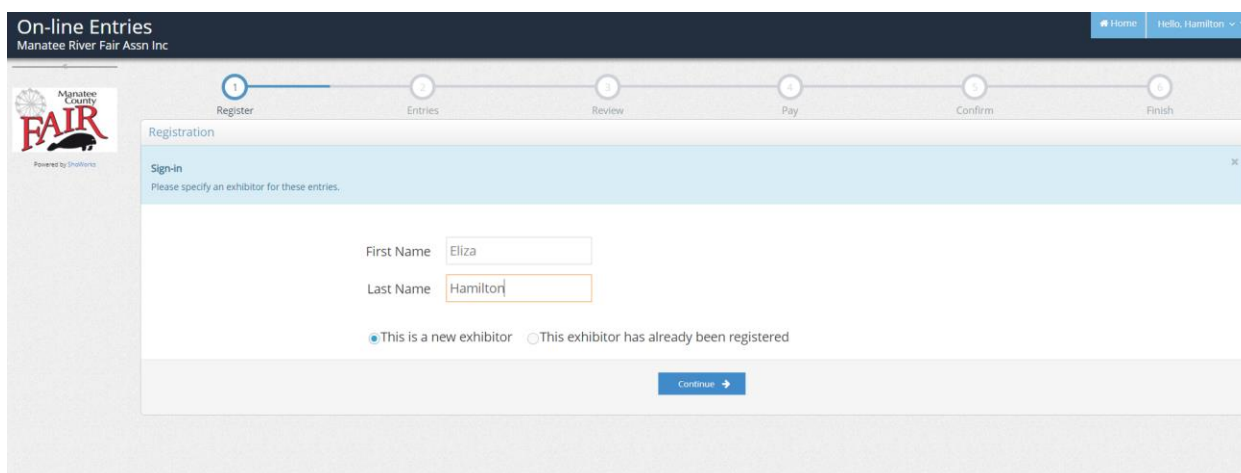
Account Information

Welcome Hamilton!

Please select actions to add exhibitors and entries or review your Group account activities from the buttons below. Since you are logged in as a Group, you may also create multiple entries for many exhibitors all in one check-out process. Should you need to correct errors or skip sections while adding entries, you may use the progress indicator near the top of page (once you have started the process) to click and jump to other locations. You can always cancel the process by logging out or closing your browser.

View/Print transactions made by this Group Begin adding Exhibitors and Entries

The next screen you encounter will give you the option to “View/Print transactions made by this group” or “Begin adding Exhibitors and Entries.” By selecting “Begin adding Exhibitors”, you will begin adding exhibitors and their fair entries.



On-line Entries
Manatee River Fair Assn Inc

Home Hello, Hamilton ▾

Manatee County FAIR
Powered by ShofWorks

1 Register 2 Entries 3 Review 4 Pay 5 Confirm 6 Finish

Registration

Sign-in

Please specify an exhibitor for these entries.

First Name Eliza

Last Name Hamilton

☒ This is a new exhibitor ☐ This exhibitor has already been registered

Continue →

Enter the first name of the exhibitor, the last name will auto-fill from the group name. You can change the last name. If this is the first time in the program, you will tell the system this is a new exhibitor. Press “Continue.”

On-line Entries
Manatee River Fair Assn Inc

Registration

Exhibitor Information
Please provide the following information and click the Continue button at the bottom. Information submitted may not be reflected in the local office for a delayed period of time.

First Name Eliza
Last Name Hamilton
Password *****
Re-type Password *****
Address 123 Main Street
Address2
City Myakka City
State/Prov FL
Postal Code 34251
Phone Number (941) 555-1234
e-mail ehamilton@yahoo.com
Re-type e-mail ehamilton@yahoo.com
Grade 9
Date of Birth 09/10/2007
Ethics # 21FL4321

Continue

The screen is the same as the single exhibitor. All fields blue asterisks will need to be completed before you can continue to the next screen. Press “Continue.”

On-line Entries
Manatee River Fair Assn Inc

Registration

Confirm Registration Information
The following information will be associated with your name. Any changes you make may not be reflected in the local office for a delayed period of time.

First Name Eliza
Last Name Hamilton
Address 123 Main Street
Address 2
City Myakka City
State/Prov FL
Postal Code 34251
Phone (941) 555-1234
e-mail ehamilton@yahoo.com
Grade 9
Exhibitor Date of Birth 09/10/2007
Ethics # 21FL4321

Continue

This screen will ask you to confirm the information. If all is correct, press “Continue.”

You are then able to enter items/entries into the cart for this exhibitor in the same manner as a single exhibitor.

On-line Entries
Manatee River Fair Assn Inc

Entries

1 entry added
One 'Exhibitor Security Pass' entry has been added for 'Eliza Hamilton'. You may 'continue' to the next section at this time or select another Division to add more entries for Eliza Hamilton.


Department All Departments
Division -- Choose a Division --

Continue

Once you have completed the entries for the first exhibitor, from this screen, press the continue button.

Review of Cart



















Continue to Check-out

The following is a list of items in your cart. To remove an item, click the **X** button next to the item that you want to remove. To edit an item, click the  button.

⚠ You are not finished yet! You will still need to confirm in the upcoming steps.

Tip:

Since you are also logged in as a Group, you may save time by adding entries for all of your exhibitors before checking out. To do this, click the [Add Entries for a different Exhibitor](#) button before attempting to check-out.

Item	Description	Amount	Edit	Remove
Eliza Hamilton's Items:				
	Class: 01 - Grade Mares (Conformation) Club: Awesome Adventure 4-H Animal Name: Petra Coggins #: AI667865 Rider Age on 1/1/22: 14 Horse Gender: Mare	\$0.00		
	Class: 08 - Walk/Trot Equitation (cannot enter a canter/lope class) Club: Awesome Adventure 4-H Animal Name: Petra Coggins #: AI667865 Rider Age on 1/1/22: 14 Horse Gender: Mare	\$0.00		
	Class: 12 - Senior Western Equitation Club: Awesome Adventure 4-H Animal Name: Petra Coggins #: AI667865 Rider Age on 1/1/22: 14 Horse Gender: Mare	\$0.00		
	Class: 13 - Junior English Pleasure Club: Awesome Adventure 4-H Animal Name: Petra Coggins #: AI667865 Rider Age on 1/1/22: 14 Horse Gender: Mare	\$0.00		
	Class: 15 - Junior English Equitation Club: Awesome Adventure 4-H Animal Name: Petra Coggins #: AI667865 Rider Age on 1/1/22: 14 Horse Gender: Mare	\$0.00		
	Class: 2 - Purchase two(2) passes for immediate family	\$50.00		
	Class: 01 - Exhibitor Security Pass	\$25.00		
Total for Eliza Hamilton with 7 entries		\$75.00		
7 TOTAL ITEMS IN CART:		\$75.00		
BALANCE DUE:		\$75.00		

[+ Add more Entries for Eliza Hamilton](#)

[Empty Cart](#)

[Save this cart for later](#)


[Check-out](#)

[+ Add Entries for a different Exhibitor](#)

You will be asked to confirm the entries for exhibitor number one. To add your next exhibitor, press the blue button “Add Entries for a different Exhibitor”. This will take you back to the beginning of the group entry by asking you to add the first and last name of the exhibitor. You will continue this cycle until you have entered all of the exhibitors in your family. You can then check out with one payment.

Review of Cart










Continue to Check-out

The following is a list of items in your cart. To remove an item, click the **X** button next to the item that you want to remove. To edit an item, click the  button.

⚠ You are not finished yet! You will still need to confirm in the upcoming steps.

Tip:

Since you are also logged in as a Group, you may save time by adding entries for all of your exhibitors before checking out. To do this, click the [Add Entries for a different Exhibitor](#) button before attempting to check-out.

Item	Description	Amount	Edit	Remove
Tom Landry's Items:				
	Class: 04 - Winter Yearling: Dec. 1, 2020-Feb. 28, 2021 Breed: Holstein Birth Date: 12/01/2020 Tag ID: 4887 Description: Black and White Club: Buffalo Creek FFA Animal Name: Oreo Showmanship: Yes	\$15.00		
Total for Tom Landry with 1 entries		\$15.00		
Add more entries for Tom Landry				
Add items for Tom Landry				
Belle Landry's Items:				
	Class: 01 - Brahman Influence Birth Date: 02/29/2020 Tag ID: 123 Description: Big ole Brahman Club: Manatee County Junior Castleman's 4-H Animal Name: Petra Registration ID: 5014587421 Showmanship: Yes	\$15.00		
	Class: 01 - Junior Doeslings Breed: Alpine Birth Date: 02/29/2020 Tag ID: 123 Club: Buffalo Creek FFA Animal Name: Old Red	\$5.00		
Total for Belle Landry with 2 entries		\$20.00		
Add more entries for Belle Landry				
Add items for Belle Landry				
2 Total exhibitors in cart:				
3 Total entries in cart:		\$35.00		
0 Total additional items in cart:		\$0.00		
3 TOTAL ITEMS IN CART:		\$35.00		
BALANCE DUE:		\$35.00		

[+ Add more Entries for Belle Landry](#)

[Empty Cart](#)

[Save this cart for later](#)

[Check-out](#)

[+ Add Entries for a different Exhibitor](#)

Please review all entries for all exhibitors before you check out. Once you have completed the purchase, you cannot change any information on the entries. You will be able to change information for the exhibitor

when you log-in again. An example would be to change the Ethics number from the date of class to the number issued by the state.

Should you need to add an entry to an exhibitor, you would press on the blue line below the exhibitor's name "add more entries for ____."

Edits to individual entries can be done by pressing on the "pencil" icon next to the entry you need to edit. You will be taken to the entry screen of the item to edit, make the changes and press the "update" button at the bottom of the screen.

Please keep in mind, THE ENTRIES ARE NOT COMPLETE UNTIL THEY HAVE BEEN CHECKED OUT AND PAID IN FULL. All entries must be paid online through ShoWorks. After you have completed your sale, PRINT A COPY OF YOUR RECEIPT!!!! ALL TRANSACTIONS ARE DATE AND TIME STAMPED, LATE ENTRIES WILL NOT BE ACCEPTED. The Areas are pre-set to close at the deadline. Plan accordingly, do not wait until the last minute to complete your entries.

Keep in mind you may not be able to register all of your projects at the same time. For example, an exhibitor who exhibits Market steer and Beef Breeding have dates several weeks apart. You will set up your account with the first project and then log-in to add the additional projects and pay for their entry fees.

If you have any questions or encounter any issues, please email Valerie Quattlebaum, the ShoWorks administrator, at vquattlebaum@manateecountyfair.com . I check this email often and will respond ASAP.