

2021 NILE VRH & RHC Ranch Riding Pattern

VRH Class List:

- 180300
- 180200
- 180100
- 280000
- 480000
- 280200
- 480200
- 280301
- 480301

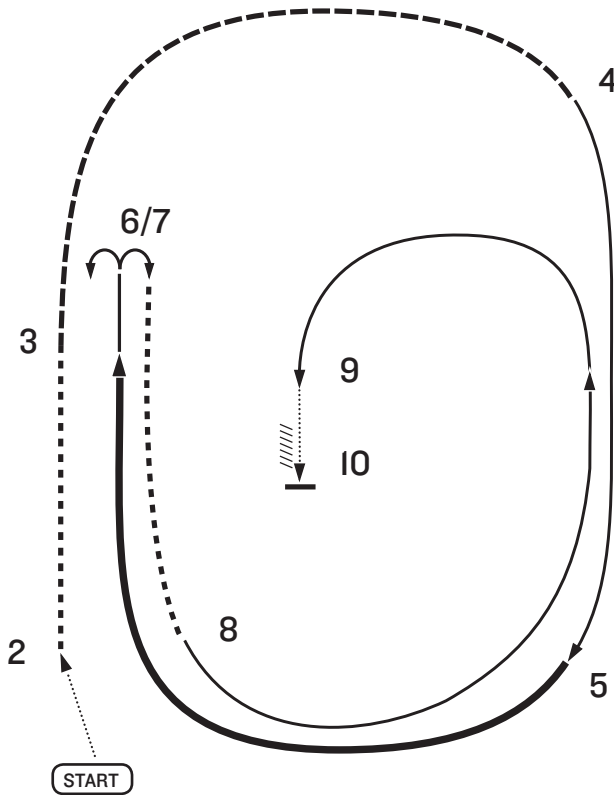
All Breed 1100

All Breed 4100

RHC Class List:

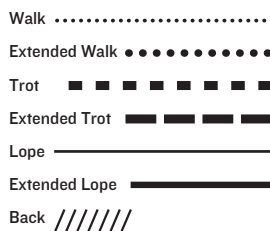
- 178800
- 278800
- 478800

OPTIONAL VRH AND RHC RANCH RIDING PATTERN 3



When establishing the course, the following distances are suggested. Patterns may begin in either direction and markers are optional.

1. Walk from 1 to 2 - 30 feet
2. Trot from 2 - 3 - 120 feet
3. Extend Trot from 3 to 4 - 240 feet
4. Lope on the right lead 4 to 5 - 150 feet
5. Extend the lope from 5 to 6 (collect lope before stopping) - 200 feet
6. Stop at 6; reverse (either direction)
7. Trot from 7 to 8 - 120 feet
8. Lope on left lead from 8 until even with 9; turn towards middle of arena and continue on left to 9 - 150 feet
9. Walk from 9 to 10 - 30 feet
10. Stop and back at 10 - approximately one horse length



2021 NILE VRH Ranch Reining Pattern

2021 NILE RHC Working Ranch Horse Pattern

VRH Class List:

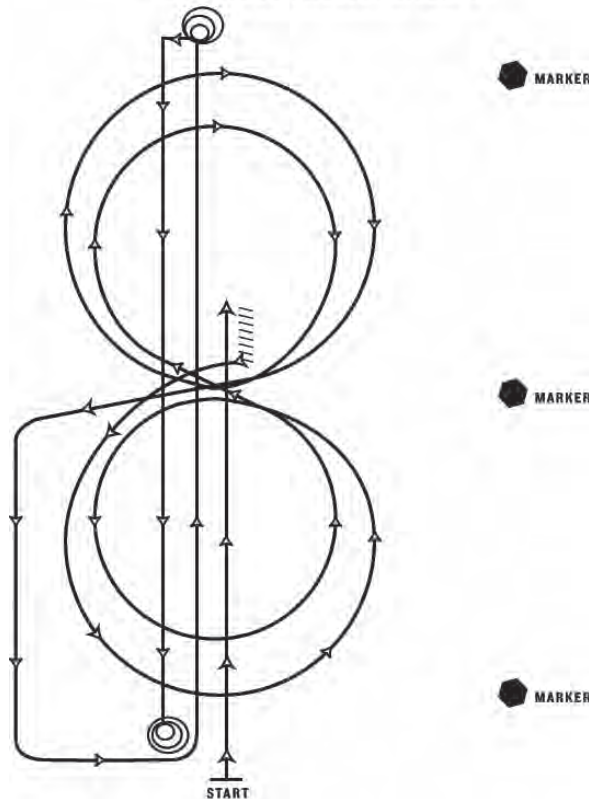
184300
 184200
 184100
 284000
 284200
 284301
 484000
 482000
 484301
 All Breed 1200
 All Breed 4200

RHC Class List:

179500
 179100
 179200
 198500
 278900
 478900
 478902
 279500
 279502
 479500
 479502

WORKING COW HORSE PATTERN 5

This pattern works best when the exhibitor and cattle enter from the same end of arena.



1. Start at end of arena. Run past the center marker and stop. Back up at least 10 feet. Complete 1/4 turn to the left.
2. Complete 2 circles to the left, the first one large and fast, and the second one small and slow. Change leads at the center of the arena.
3. Complete two circles to the right, the first one small and slow, the second one large and fast. Change leads at the center of the arena.
4. Continue around end of arena without breaking gait or changing leads, run down center of arena past end marker; come to a square sliding stop.
5. Complete 3 1/2 spins to the right.
6. Run down center of arena past end marker and come to a square sliding stop.
7. Complete 3 1/2 spins to the left. Hesitate to complete pattern.

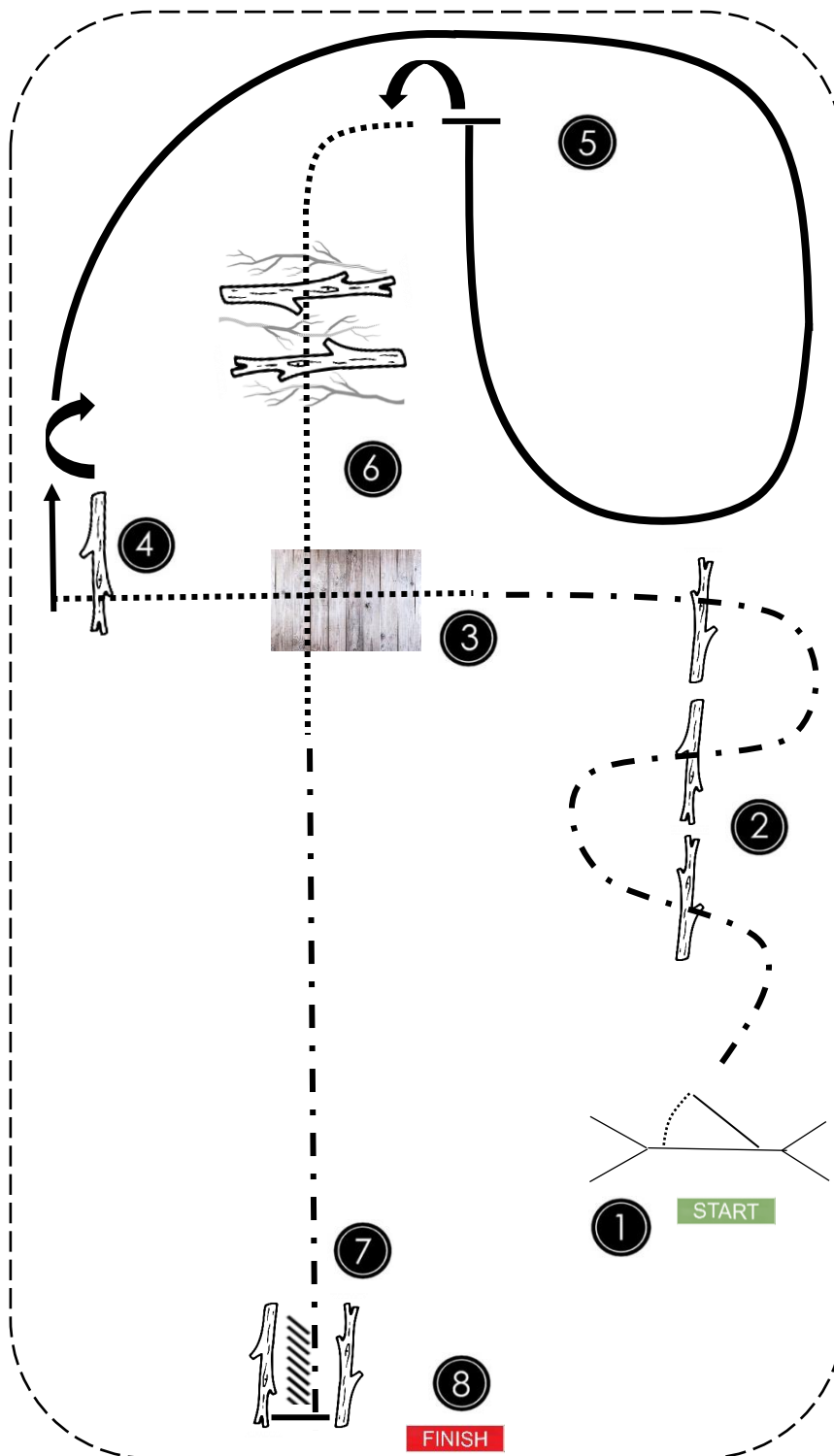
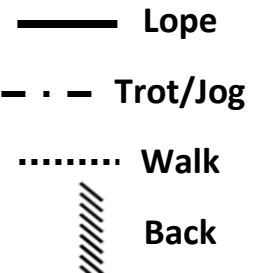
Pattern 5

- | | |
|----------------------------------|----------------------|
| 1. Stop and back up and 1/4 turn | 4. Stop |
| 2. Left circles | 5. 3 1/2 right spins |
| 3. Right circles | 6. Stop |
| | 7. 3 1/2 left spins |

2021 NILE VRH Ranch Trail

Rookie Amateur
Youth
Limited Youth
Rookie Youth

Symbol Key



- 1) Open, ride through, and close Gate.
- 2) Trot to and over logs in a serpentine.
- 3) Walk Over Wooden Bridge.
- 4) Walk to and over log. Sidepass over log to the right. Pivot 90* to right.
- 5) Lope in right lead in a large half circle coming up the middle to a stop. Pivot 90* to the left.
- 6) Walk over logs and short side of bridge.
- 7) Trot to and in-between logs. Stop and back-up. Dismount and lead to marker.
- 8) At marker:
 - a. Ground Tie.
 - b. Pickup 2 feet (one front and one hind).
 - c. Hesitate to show completion.

2021 NILE VRH Ranch Trail

Open
Cowboy
Amateur
Limited Amateur

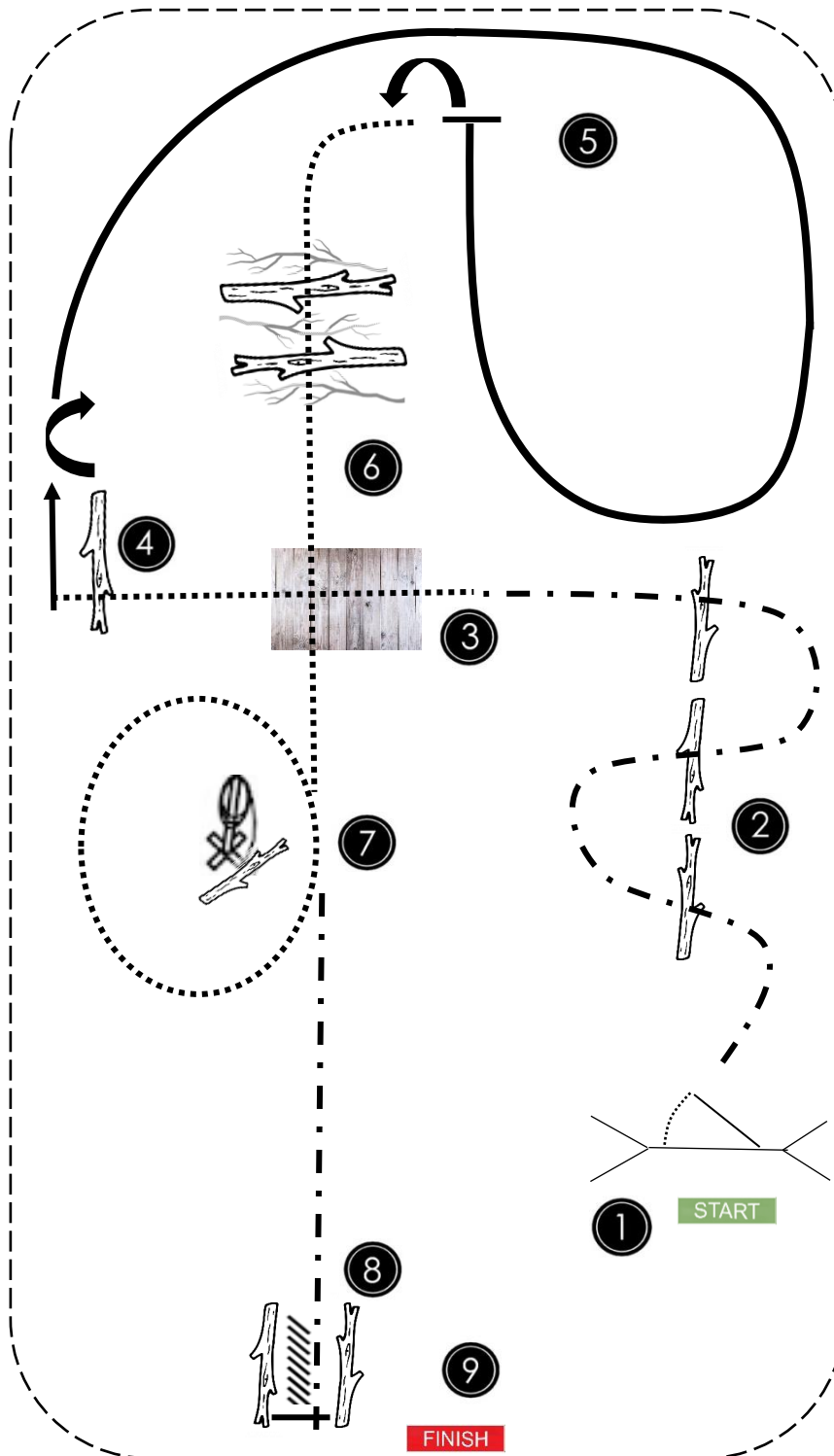
Symbol Key

—— Lope

- . - Trot/Jog

..... Walk

//// Back



- 1) Open, ride through, and close Gate.
- 2) Trot to and over logs in a serpentine.
- 3) Walk Over Wooden Bridge.
- 4) Walk to and over log. Sidepass over log to the right. Pivot 90* to right.
- 5) Lope in right lead in a large half circle coming up the middle to a stop. Pivot 90* to the left.
- 6) Walk over logs and short side of bridge.
- 7) Walk to and Drag Log in a circle.
- 8) Trot to and in-between logs. Stop and back-up. Dismount and lead horse to marker.
- 9) At marker:
 - a. Ground Tie.
 - b. Pickup 2 feet (one front and one hind).
 - c. Hesitate to show completion.