

New Mexico State Fair

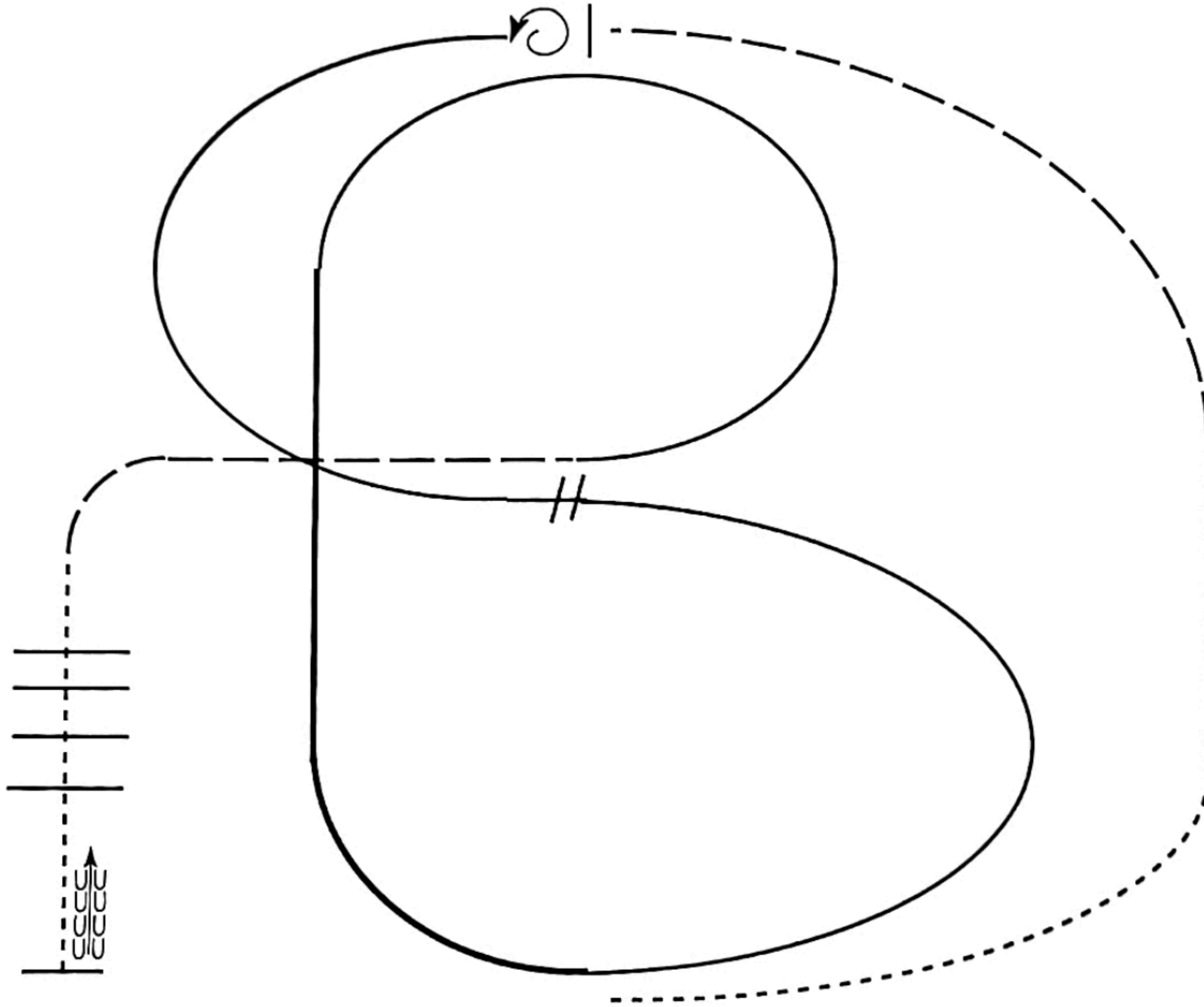
All Breed
APHC
APHA

VRH Ranch Riding All Breed (All Classes)

Show Date: September 2025

W W W . H O R S E S H O W P A T T E R N S . C O M

W W W . H O R S E S H O W P A T T E R N S . C O M



1. Walk
2. Trot
3. Extend the trot, at the top of the arena, stop
4. 360 degree turn to the left
5. Left lead 1/2 circle, lope to the center
6. Change leads (simple or flying)
7. Right lead 1/2 circle
8. Extended lope up the long side of arena (right lead)
9. Collect back to a lope around the top of the arena and back to center
10. Break down to an extended trot
11. Walk over poles.
12. Stop and back

Walk
Jog	-----
Extended Jog	-----
Lope	-----
Lead Change	//
Back	↑ — — —
Marker	H

[RR 1]

Pattern Provided by:

New Mexico State Fair

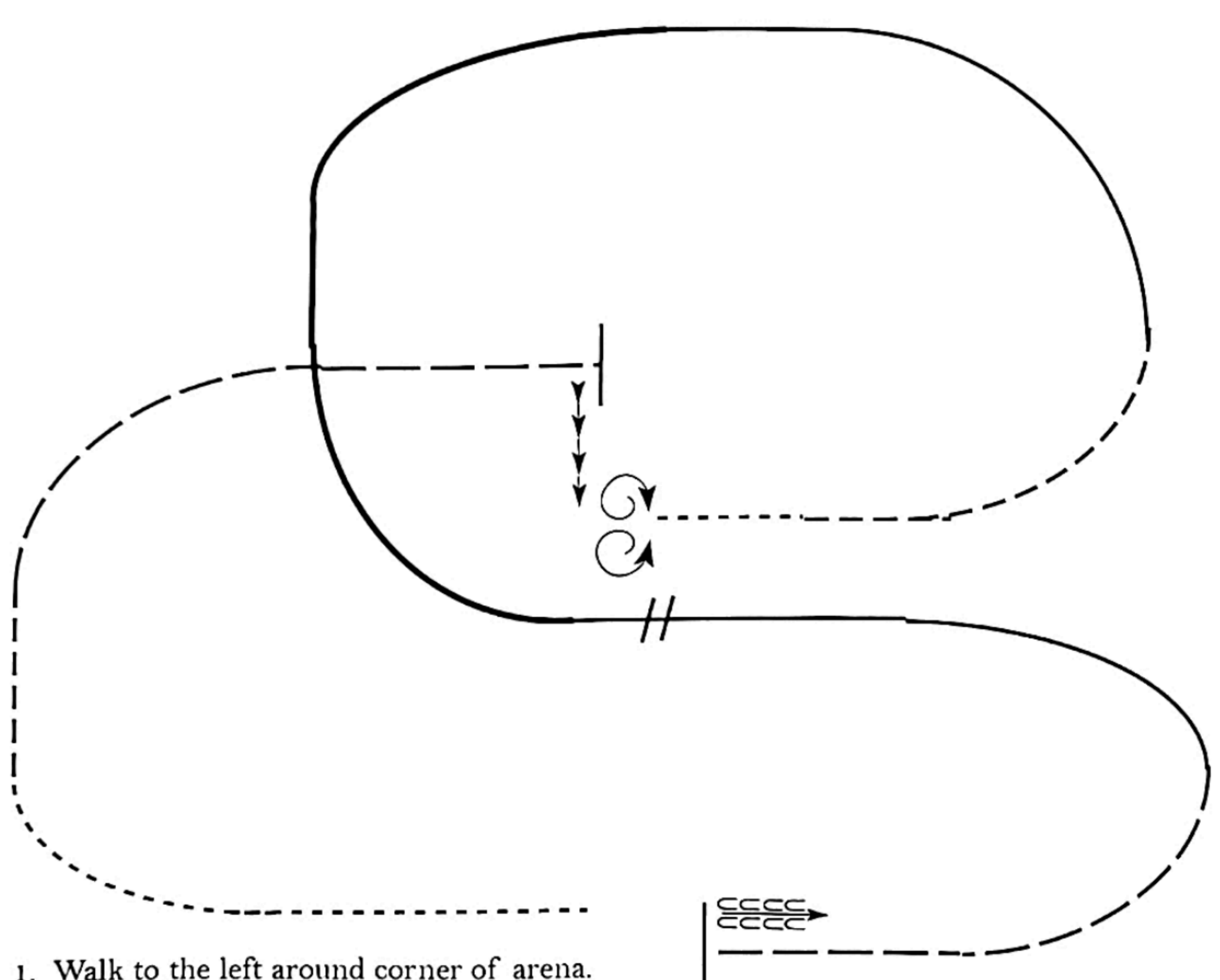
AU AQHA

AQHA Ranch Riding VRH (All Classes)

Show Date: September 2025

WWW.HORSESHOWPATTERNS.COM

WWW.HORSESHOWPATTERNS.COM



1. Walk to the left around corner of arena.
2. Trot
3. Extend alongside of the arena and around the corner to center.
4. Stop, side pass right
5. 360 degree turn each direction (either way 1st)
6. Walk.
7. Trot.
8. Lope left lead
9. Extend the lope
10. Change leads (simple or flying)
11. Collect to the lope
12. Extend trot
13. Stop and back

Walk	-----
Jog	- - - - -
Extended Jog	— — — —
Lope	
Lead Change	//
Back	← — — — —
Marker	(B)

Pattern Provided by:

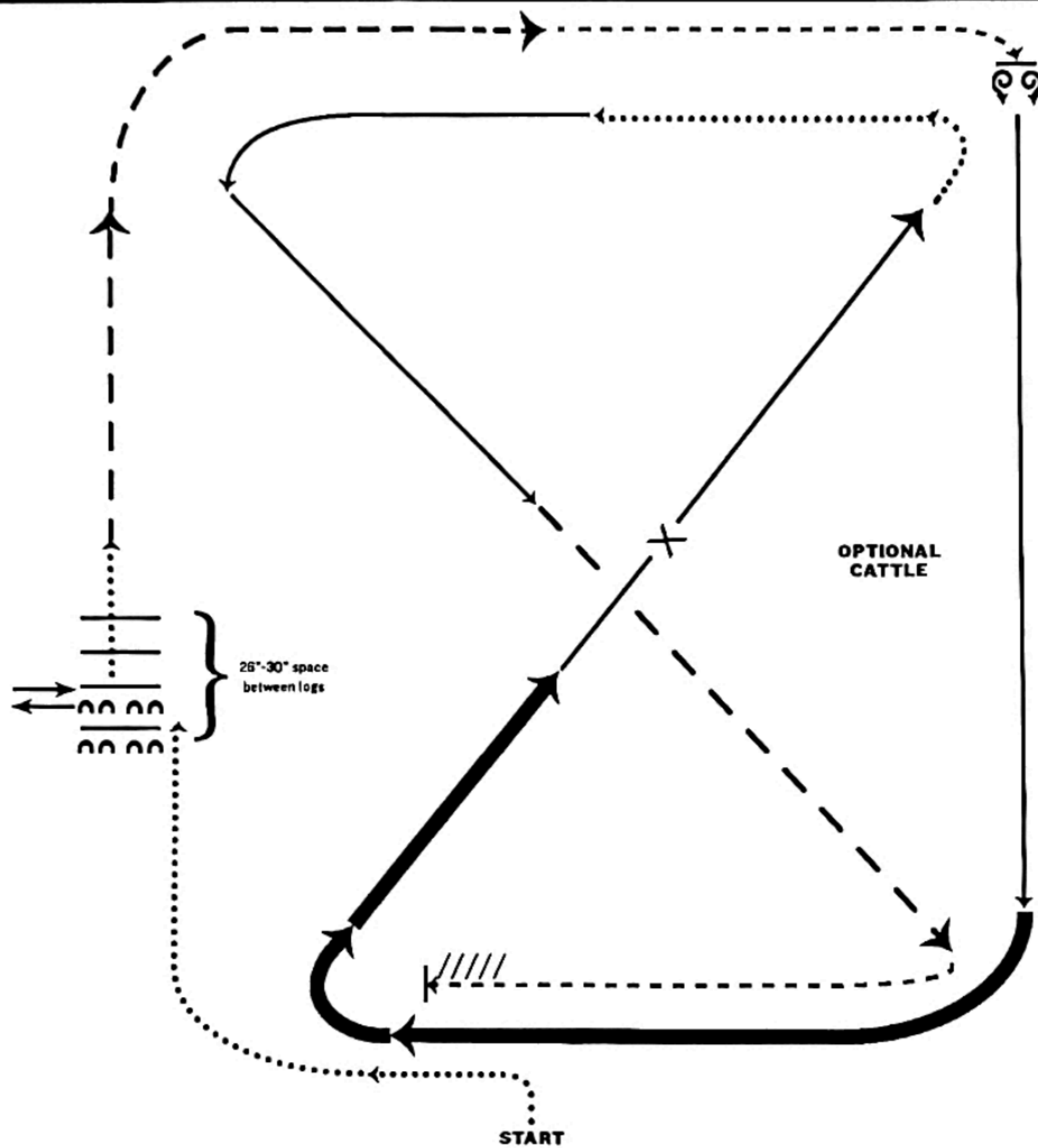
[RR/3]

New Mexico State Fair

ABRA Ranch Riding (All Classes)

ABRA
PHBA

Show Date: September 2025



1. Walk
2. Side pass left across first log, side pass 1/2 way to right
3. Walk across logs
4. Extended trot
5. Trot
6. Stop, 360 degree turn each direction (either direction 1st) (L-R or R-L)
7. Lope right lead
8. Extended lope (right lead)
9. Collect lope, change leads (simple or flying)
10. Walk
11. Lope left lead
12. Extended trot
13. Trot
14. Stop and back

Note: The drawn description of this pattern is only intended for the general depiction of the pattern. Exhibitors should utilize the arena space to best exhibit their horses.

[RR/AQHA-8]

Pattern Provided by:

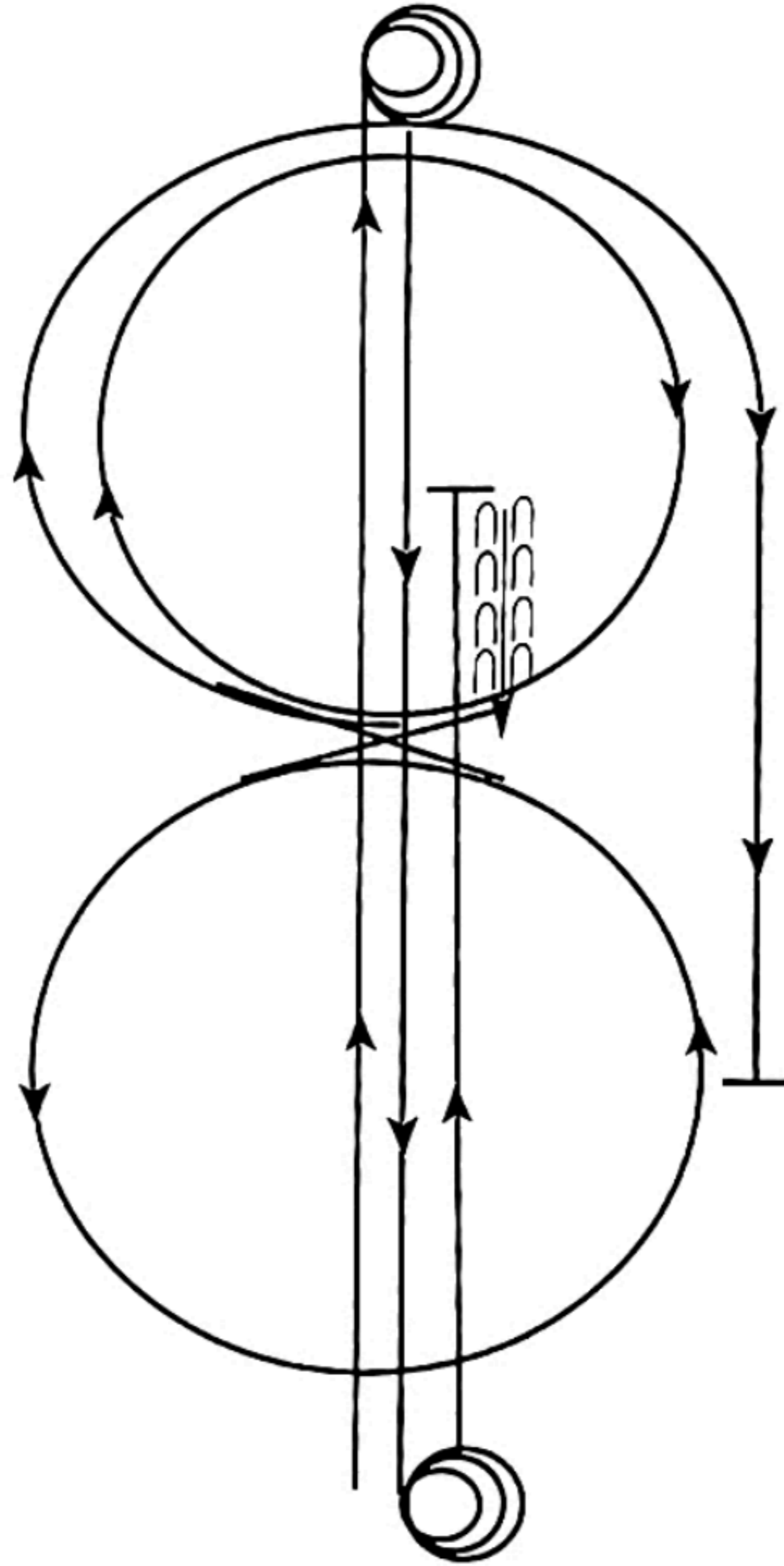
New Mexico State Fair

APHA, VRH Ranch Reining All Breed (All Classes)

Show Date: September 2025

WWW.HORSESHOWPATTERNS.COM

WWW.HORSESHOWPATTERNS.COM



Paint + All breed

- 930
- 931
- 932
- 933
- 934
- 935
- 936
- 937

Pattern 6

Start at end of arena.

1. Run down the middle of the arena, past the end marker and come to a sliding stop.
2. Complete 3 1/2 spins to the right.
3. Run to the other end of the arena, past the end marker and come to a sliding stop.
4. Complete 3 1/2 spins to the left.
5. Run past the center marker, stop, back at least 10 feet, complete 1/4 turn to the left.
6. Beginning on the right lead, complete one circle to the right, change leads. Complete one circle to the left, change leads.
7. Complete 3/4 of a right circle, run past center marker, stop. Hesitate to complete pattern.

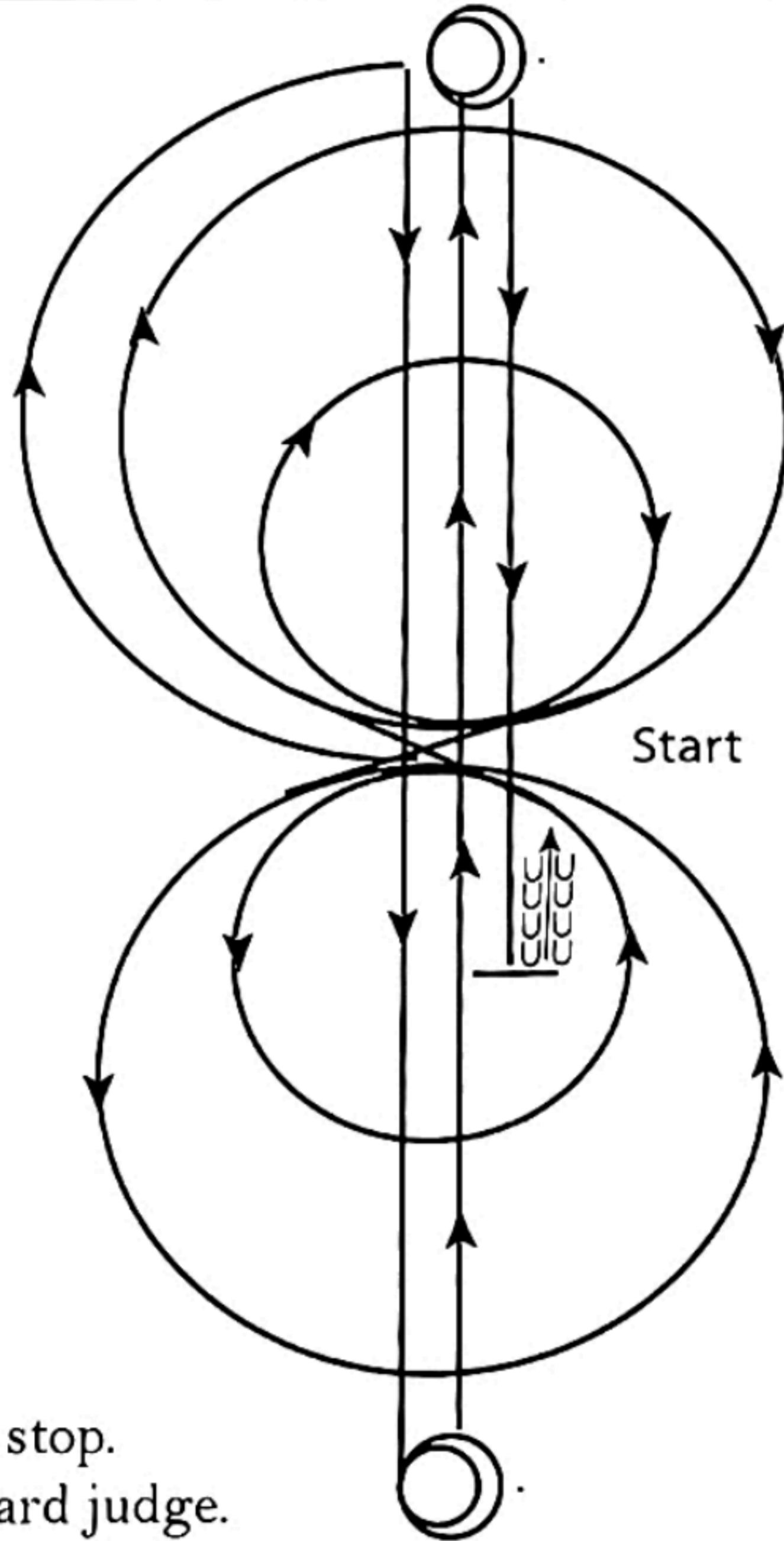
Pattern Provided by:

[NRCHAWC/6]

New Mexico State Fair

AQHA Ranch Reining VRH (All Classes)

Show Date: September 2025



AQHA
Classes

920

931

932

933

934

935

936

937

Pattern 12

Trot to center of arena, stop.

Start pattern facing toward judge.

1. Beginning on the right lead, complete 2 circles to the right; the first circle large and fast and the second circle small and slow. Change leads at the center of the arena.
2. Complete 2 circles to the left, the first circle large and fast and the second small and slow. Change leads at the center of the arena.
3. Continue around end of arena without breaking gait or changing leads, run down center of arena past end marker, and execute a square sliding stop.
4. Complete 3 1/2 spins to the left.
5. Run down center of arena past end marker and execute a square sliding stop.
6. Complete 3 1/2 spins to the right.
7. Run down center of arena past center marker and execute a square sliding stop.
8. Back at least 10 feet.
9. Hesitate to complete pattern.

[NRCHAWC/12]

Pattern Provided by:

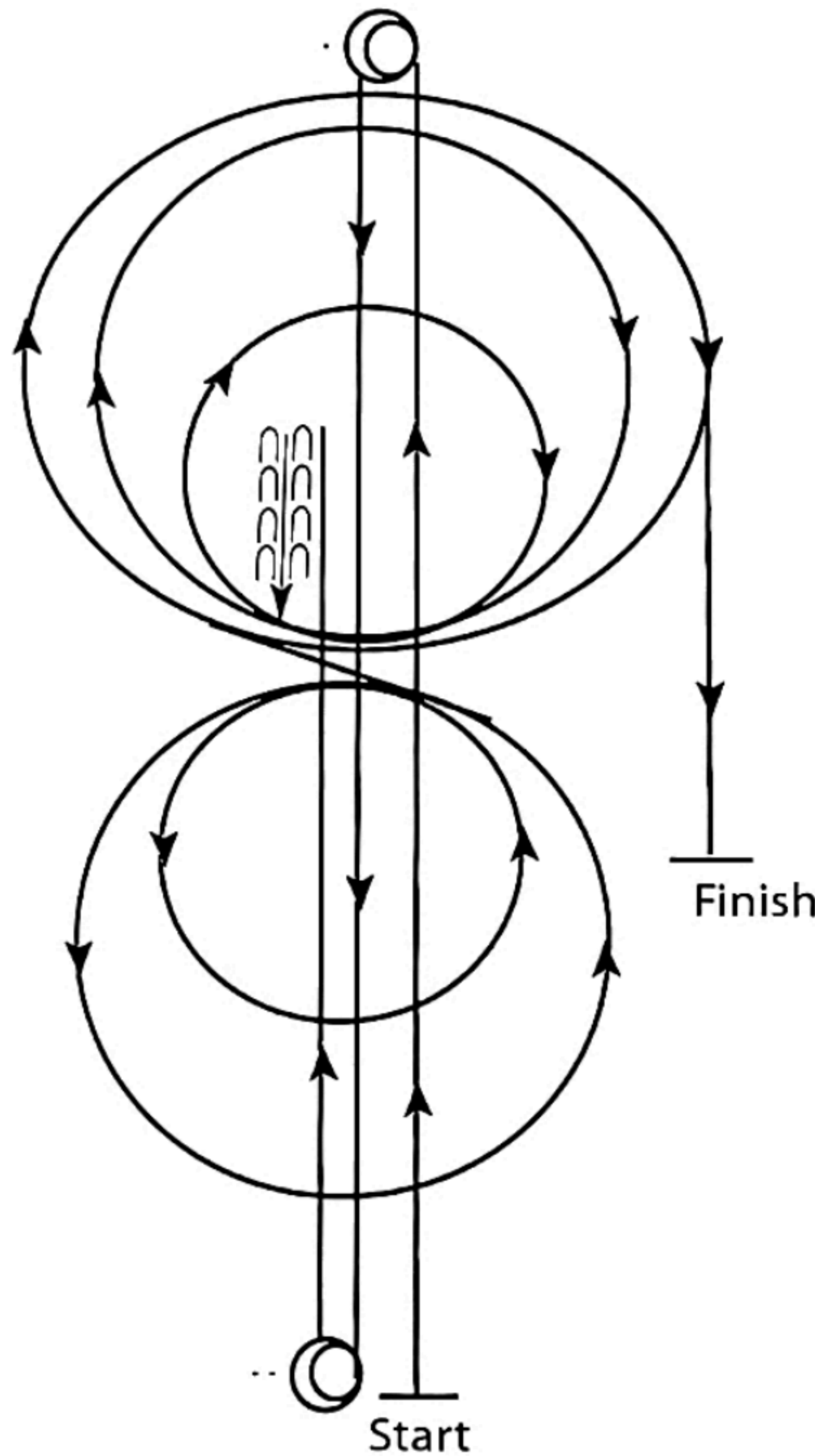
WWW.HORSESHOWPATTERNS.COM

WWW.HORSESHOWPATTERNS.COM

New Mexico State Fair

ABRA, APHC, PHBA Ranch Reining (All Classes)

Show Date: September 2025



Pattern 4

1. Start at end of arena.
2. Run up center of arena past the end marker and come to a sliding stop. Complete 3 1/2 spins to the left.
3. Run to other end of arena past the end marker and stop. Complete 3 1/2 spins to the right.
4. Run past the center marker and stop.
5. Back at least 10 feet in a straight line.
6. Complete 1/4 turn to the left, hesitate. Beginning on the right lead, complete 2 circles to the right, the first one small and slow, and the second large and fast. Change leads at the center of the arena.
7. Complete one small, slow circle and one large, fast circle. Change leads to the right.
8. Run around end of arena to the other side, past center marker, at least 20 feet from fence and come to sliding stop.
9. Hesitate to complete pattern.

[NRCHAWC/4]

Pattern Provided by:

WWW.HORSESHOWPATTERNS.COM

WWW.HORSESHOWPATTERNS.COM