

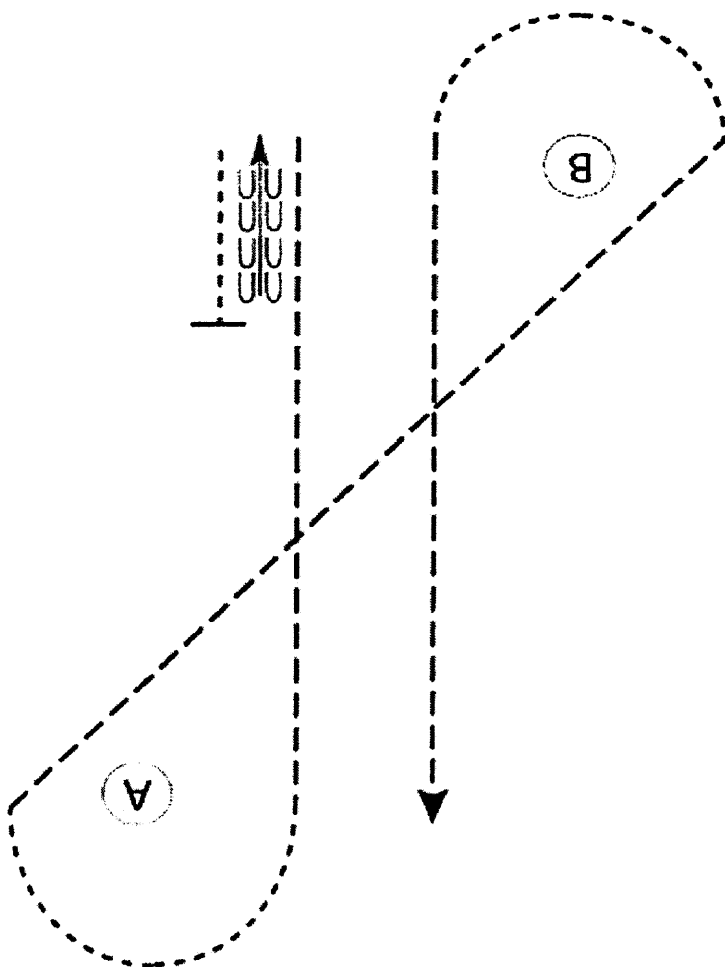
m/m/D/G  
w/T Horsemanship

68, 69, 70 All W/T/C Western Horsemanship (Gaited to perform Show Gait in place of Jog)

Follow the instructions of your ring steward.

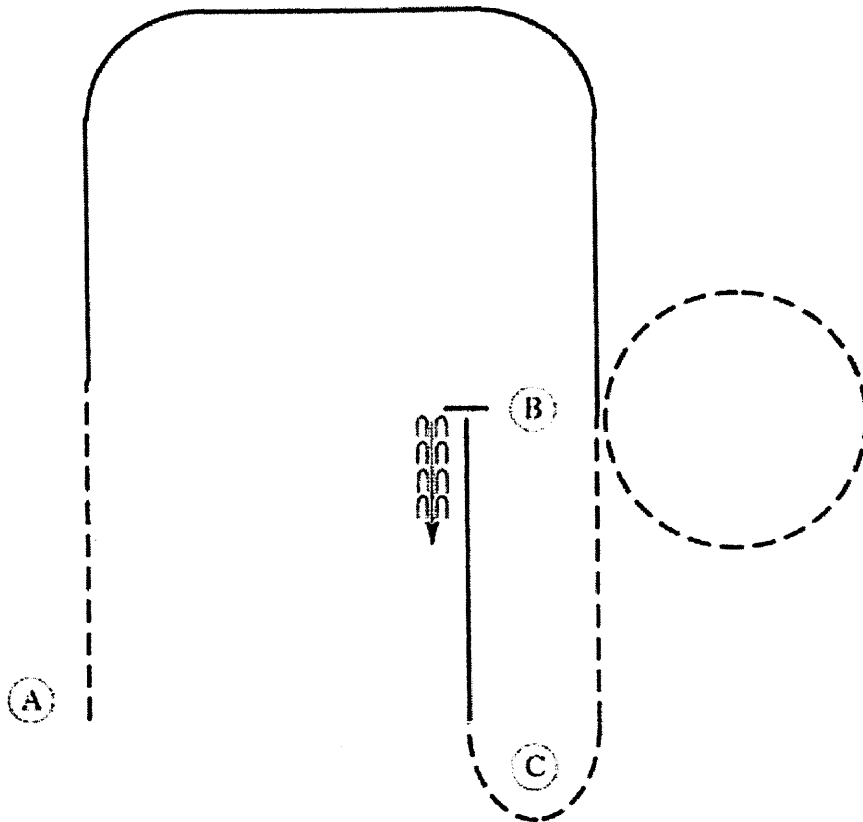
1. Walk approximately 2 horse lengths toward A.
2. Stop and back until even with B.
3. Jog to A.
4. Walk around A as shown.
5. Jog to B.
6. Walk around B.
7. Jog in a straight line as shown.
8. Pattern is over once you have passed A.

Be ready lined up to A.



- Walk -----
- Jog - - - - -
- Extended Jog - - - - -
- Lope \_\_\_\_\_
- Lead Change ~~\_\_\_\_\_~~
- Back → ~~\_\_\_\_\_~~
- Marker (B) ○

Handwritten text at the bottom of the page, possibly a signature or name, including the letters "m", "w", "d", "l", "e", "H", "T", "w".



Be ready at A.

1. Trot on the left diagonal.
2. Canter on the right lead to B.
3. Trot a circle to the left on the correct diagonal.
4. Sitting trot to and around C.
5. Canter left lead to B.
6. Stop and back.

Walk	-----
Trot	- - - - -
Extended Trot	=====
Canter	—————
Leg Yield	
Lead Change	↗ ↘
Back	← ← ← ← ←
Marker	⊙
Sidepass	← → ← → ← →
Hand Gallop	-----

m/m/d/g

Horseman ship

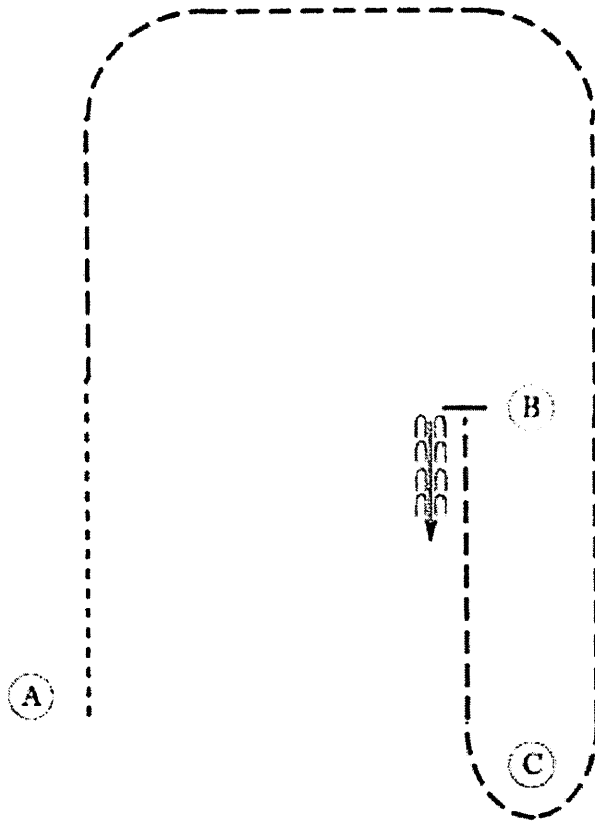
~~W/T/C~~ W/T/C

W/M/D/P

girls names of  
JTW

---

5/6  
W/T  
MID/G



Be ready at A.

1. Walk until even with B.
2. Trot on the left diagonal to B.
3. Sitting trot to and around C.
4. Trot on the right diagonal to B.
5. Stop and back.

Walk	-----
Trot	-----
Extended Trot	-----
Canter	-----
Leg Yield	
Lead Change	↗ ↘
Back	←←←←
Marker	⊙ B
Sidepass	←←←←
Hand Gallop	-----

Equitation (Gaited to perform show gait in place of trot)

W/T Equitation

M/MID/G

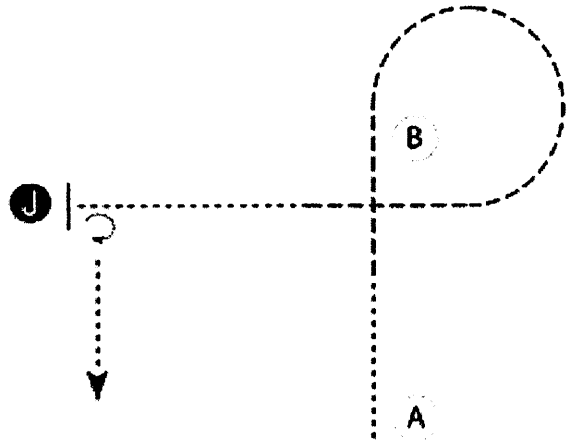
11/11/11

MIT Experiment

10/10/11

Be ready at A.

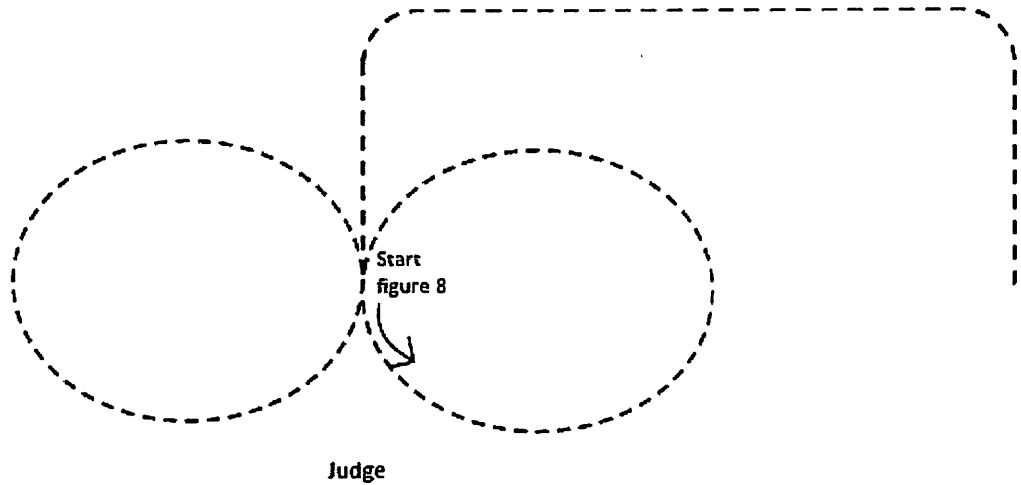
1. Walk halfway to B.
2. Trot to and around B as shown.
3. When just past B, walk to Judge and set up for inspection.
4. When dismissed, perform a 270° turn and trot away.



Mimis, mule, Donkeys  
Showmanship

Wine, Beer, Cider  
Distillery

33, 34,35 All Reinsmanship Classes




1. Begin at working trot/gait. Drive down centerline until even with judge, halt & salute.
2. Perform a Figure 8 starting to the left at the working trot/gait.
3. Halt, salute & exit at the walk.

Mini / Mule / Donkey  
Reinsmanship

~~30, 31, 32, 33, 34, 35 All Reinsmanship Classes (same to perform at trot/gait in place of trot)~~

Handwritten text, possibly a signature or name, written in cursive script. The text is oriented vertically and appears to read "M. J. [unclear]".



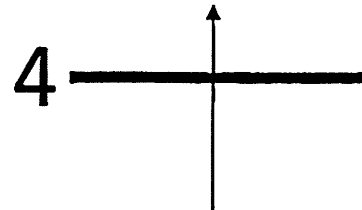
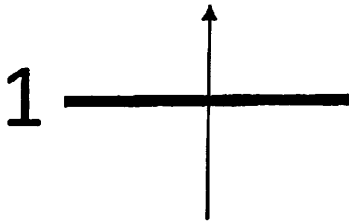
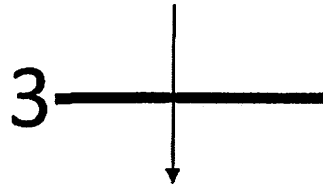
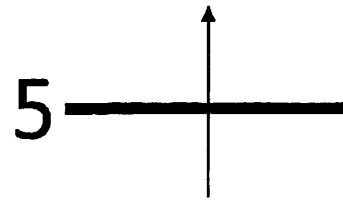
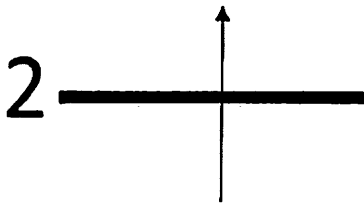


Land of Enchantment  
Mini Horses

# NM State Fair 2024

## In-Hand Jumping

CLASSES: 85.86



▲      ▲  
Start

▲      ▲  
Finish



Land of Enchantment  
Mini Horse

# NM State Fair 2025

## In-Hand & Trail Patterns

# Minis / mules / donkeys

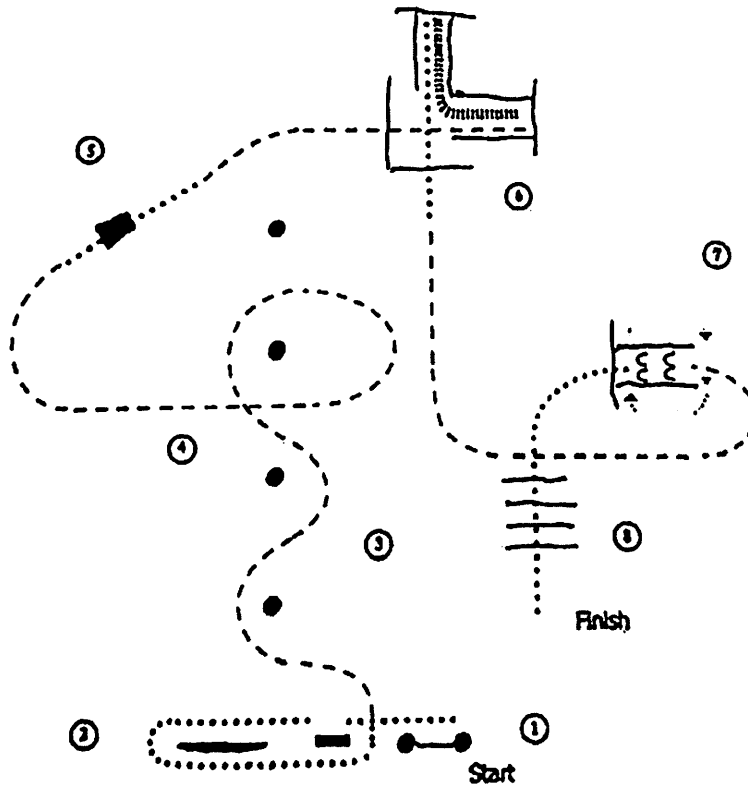
### TRAIL IN HAND AND HALTER OBSTACLE

#### Classes

60, 61, 62, 63, 64, 65, 66

#### Instructions

1. Walk gate, left hand.
2. Walk forward, pick up object, walk between poles, return object.
3. Trot through serpentine.
4. Trot over poles.
5. Break to walk, walk over bridge.
6. Trot into chute, stop, back "L", walk out over pole.
7. Trot between poles and into chute. Ground tie, walk around outside of poles. Pick up shank, walk over pole.
8. Walk over poles.



Walk.....

Jog ---

Back|||||||

Questões / rumo / eivada