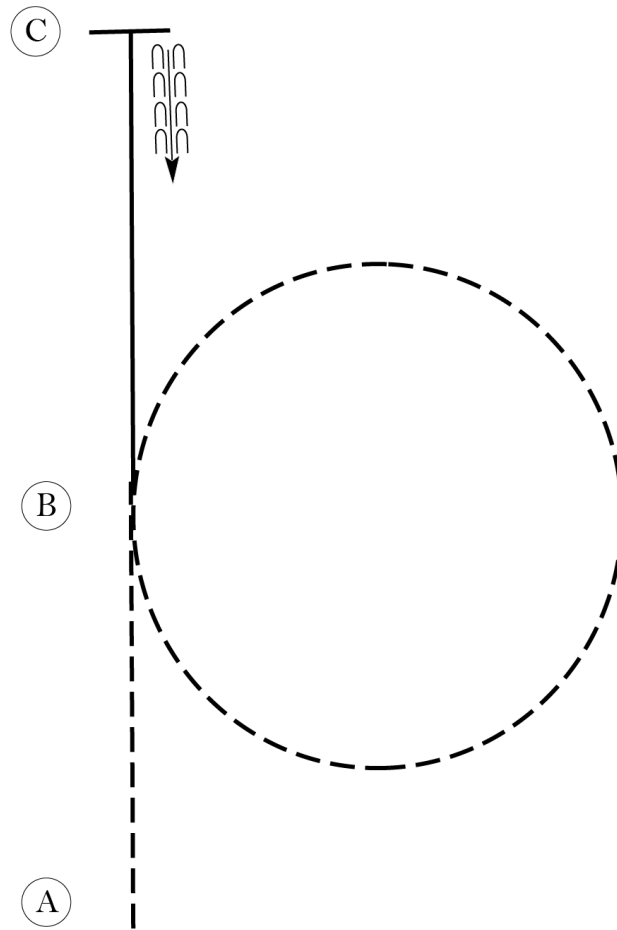


North Idaho State Fair Open Horse Show

Class 16: English Equitation (12 and Under)

Show Date: 08/5-7/2022



Be ready before A.

1. Sitting trot A to B.
2. At B, posting trot circle to the right on proper diagonal.
3. At B, canter on the left lead to C.
4. Stop at C and back approximately one horse length.

Walk	-----
Trot	- - - - -
Extended Trot	— — — — —
Canter	—————
Leg Yield	
Lead Change	↗ ↘
Back	← ← ← ← ←
Marker	(B)
Sidepass	← — — — — →
Hand Gallop	—— — — —

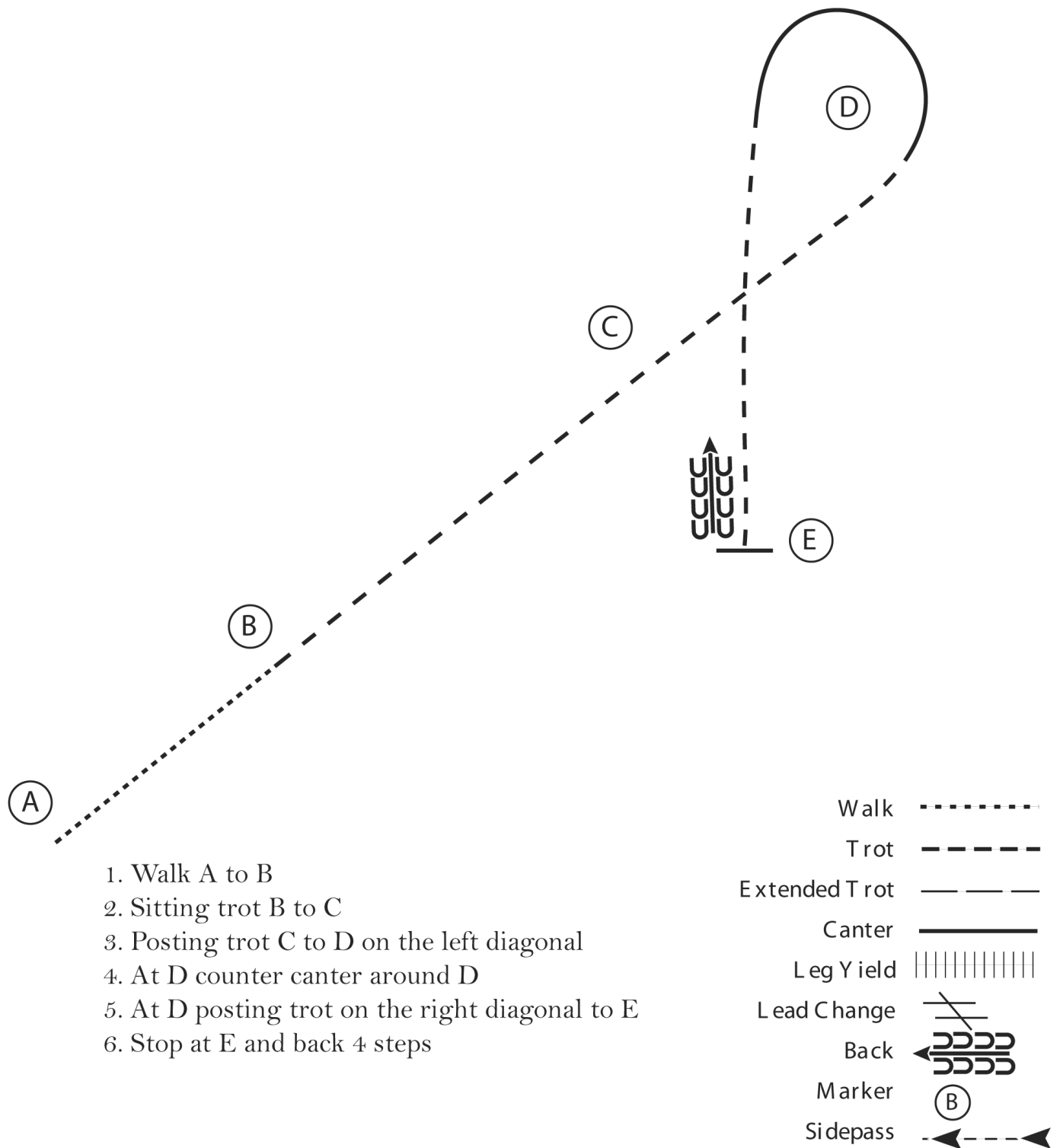
[HSE/1-2]

Pattern Provided by:
Jacqui Dodd-Duran

North Idaho State Fair Open Horse Show

Class 18: English Equitation (18 and over)

Show Date: 08/5-7/2022



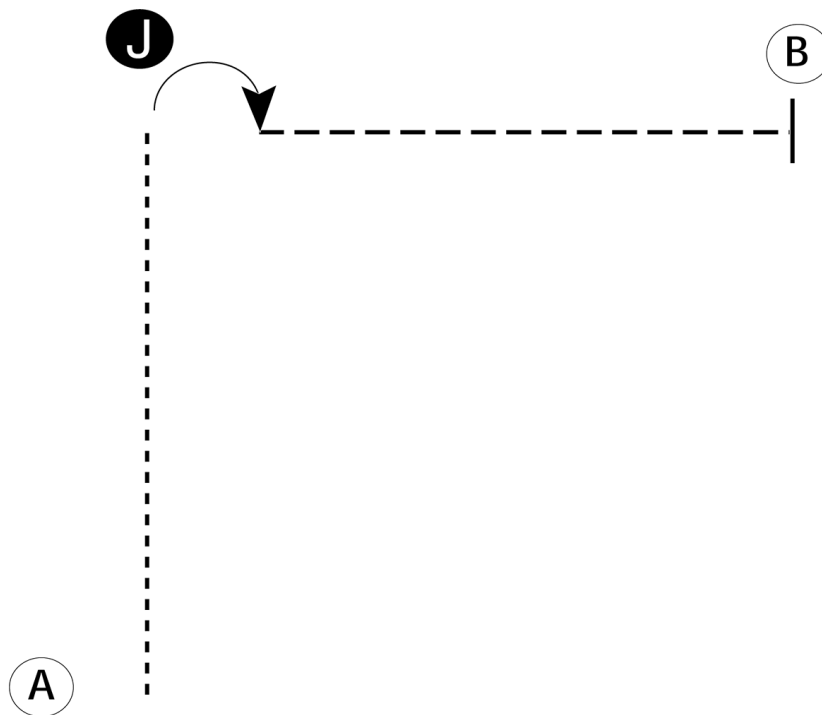
[HSE/2-12]

Pattern Provided by:
Jacqui Dodd-Duran

North Idaho State Fair Open Horse Show

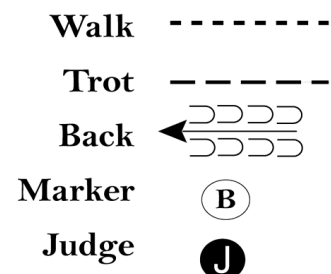
Class 36: Western or English Showmanship (10 and under)

Show Date: 08/5-7/2022



Be ready at A.

1. Walk from A to Judge.
2. Stop and set up for inspection.
3. When dismissed, perform a 90 degree turn.
4. Trot away from judge to B.
5. Stop at B.
6. Follow the instructions of your ring steward.



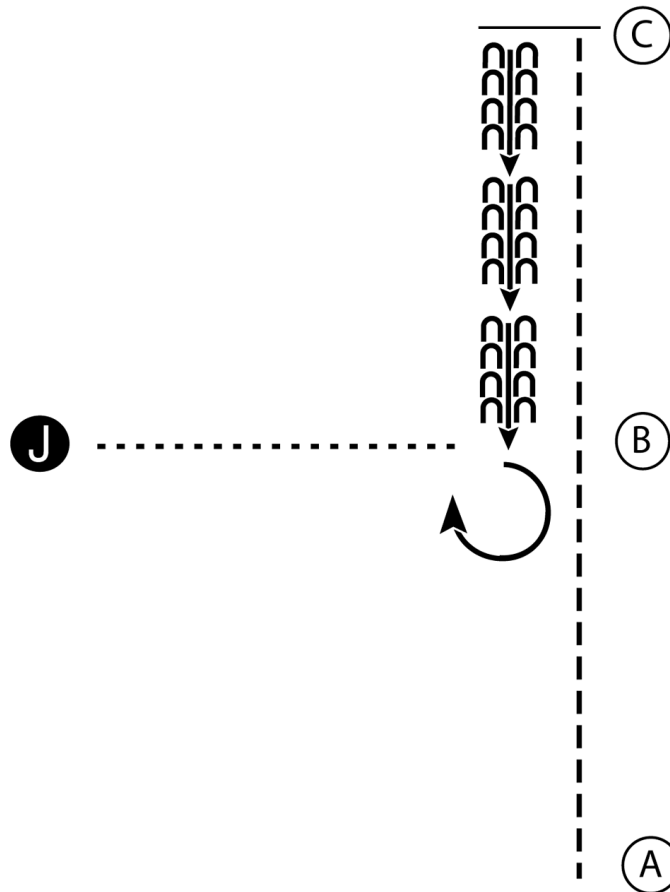
[S/WT-7]

Pattern Provided by:
Jacqui Dodd-Duran


North Idaho State Fair Open Horse Show

Class 37: Western or English Showmanship (12 and Under)

Show Date: 08/5-7/2022



1. Trot from A to C.
2. Stop at C.
3. Back to B.
4. Perform a 270 degree turn.
5. Walk to the judge and set up for inspection.
6. When dismissed walk to line-up.

Walk
Trot - - - - -
Back ← 
Marker (B)
Judge (J)

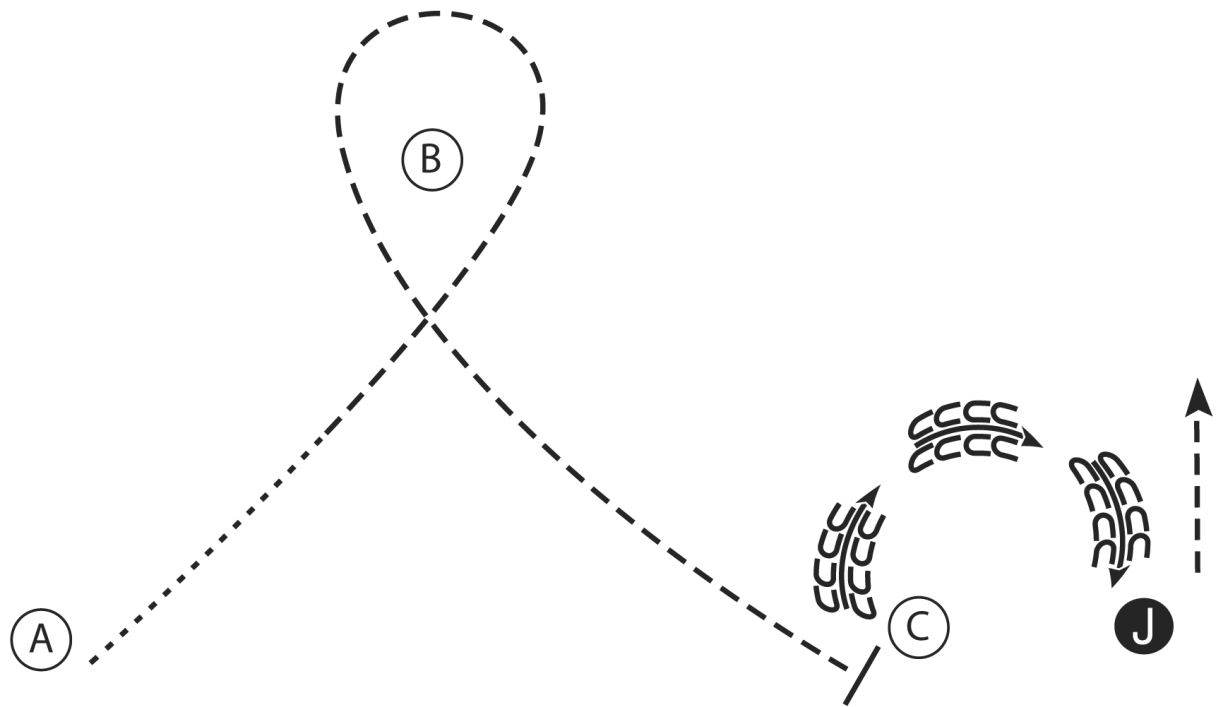
[S/1-3]

Pattern Provided by:
Jacqui Dodd-Duran


North Idaho State Fair Open Horse Show

Classes 38 and 39: Western or English Showmanship (13 - 17 and 18 and over)

Show Date: 08/5-7/2022



1. Walk halfway from A to B
2. Trot to and around B and continue to C
3. Stop at C and back in a half circle to the judge
4. Stop and set up for inspection
5. When dismissed trot straight away from the judge

Walk
Trot - - - - -
Back 
Marker (B)
Judge (J)

[S/2-2]

Pattern Provided by:
Jacqui Dodd-Duran

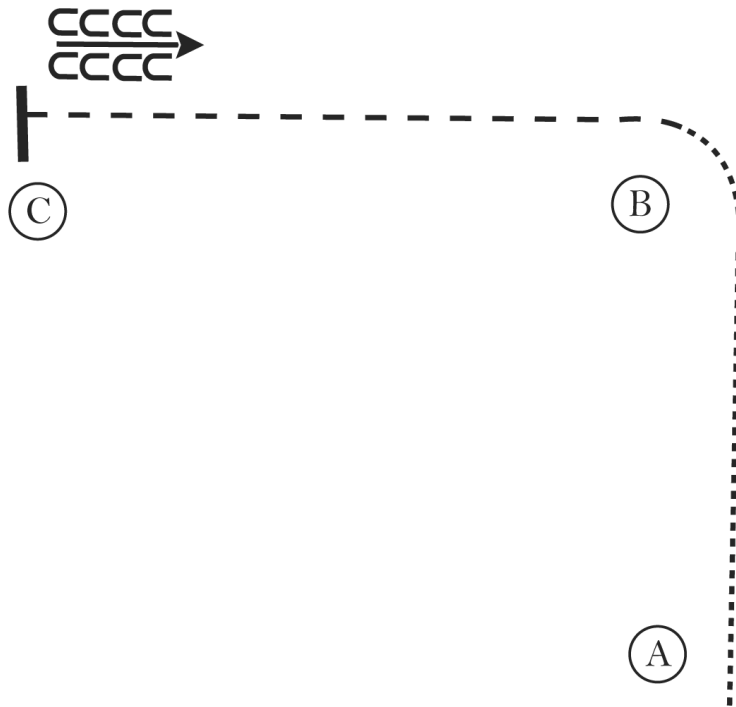
North Idaho State Fair Open Horse Show

Class 40: Western or English Bareback Equitation (12 and under)

Show Date: 08/5-7/2022

www.HorseShowPatterns.com

www.HorseShowPatterns.com



1. Walk A to B
2. Jog B to C
3. At C stop and back

Walk
Jog	-----
Extended Jog	- - - - -
Lope	=====
Leg Yield	
Lead Change	↖ ↗
Back	← ← ← ← ←
Marker	(B)
Sidepass	← ← ← ← ←

[WH/WT-4]

Pattern Provided by:
Jacqui Dodd-Duran

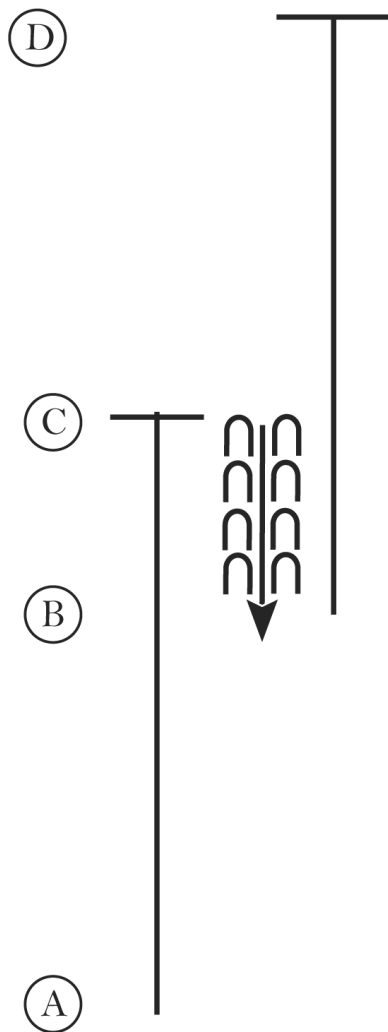
North Idaho State Fair Open Horse Show

Classes 41 and 42: Western or English Bareback Equitation (13 -17, 18 and over)

Show Date: 08/5-7/2022

www.HorseShowPatterns.com

www.HorseShowPatterns.com



1. Lope on the right lead A to C
2. At C stop and back to B
3. Lope on the left lead to D
4. Stop at D and wait to be dismissed

Walk
Jog	-----
Extended Jog	-----
Lope	=====
Leg Yield	
Lead Change	↖↗
Back	←←←←←
Marker	(B)
Sidepass	↖-----↗

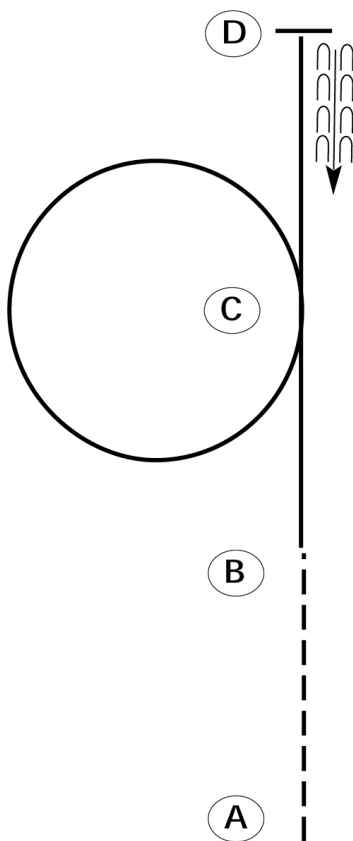
[WH/1-8]

Pattern Provided by:
Jacqui Dodd-Duran

North Idaho State Fair Open Horse Show

Class 46: Western Equitation (12 and Under)

Show Date: 08/5-7/2022



Be ready at A.

1. Jog from A to B.
2. Lope on the left lead to C and circle to the left.
3. Continue to lope to D.
4. Stop at D and back one horse length.

Retire to the rail or line up at a jog.

Walk	-----
Jog	-----
Extended Jog	-----
Lope	=====
Leg Yield	
Lead Change	↗
Back	←←←←←
Marker	ⓑ
Sidepass	←-----→

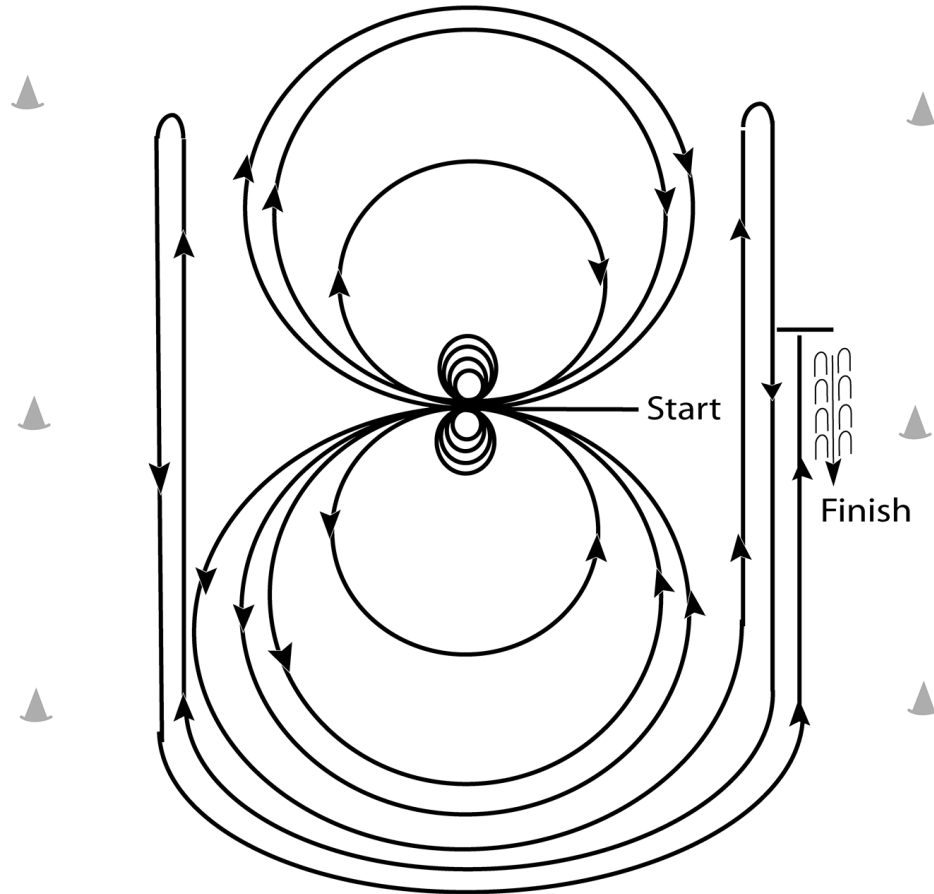
[WH/1-24]

Pattern Provided by:
Jacqui Dodd-Duran

North Idaho State Fair Open Horse Show

Class: 62: Open Reining

Show Date: 08/5-7/2022



Horses may walk or trot to the center of the arena. Beginning at the center of the arena facing the left wall or fence.

1. Complete four spins to the right.
 2. Complete four spins to the left. Hesitate.
 3. Beginning on the left lead, complete three circles to the left: the first two circles large and fast; the third circle small and slow. Change leads at the center of the arena.
 4. Complete three circles to the right: the first two circles large and fast; the third circle small and slow. Change leads at the center of the arena.
 5. Begin a large, fast circle to the left but do not close this circle. Run up the right side of the arena past the center marker and do a right rollback at least twenty feet (6.09m) from the wall or fence – no hesitation.
 6. Continue back around previous circle but do not close this circle. Run up the left side of the arena past the center marker and do a left rollback at least twenty feet (6.09m) from the wall or fence – no hesitation.
 7. Continue back around previous circle but do not close this circle. Run up the right side of the arena past the center marker and do a sliding stop at least twenty feet (6.09m) from the wall or fence. Back up at least ten feet (3m). Hesitate to demonstrate the completion of the pattern.
- Rider may dismount and drop bridle to the designated judge.

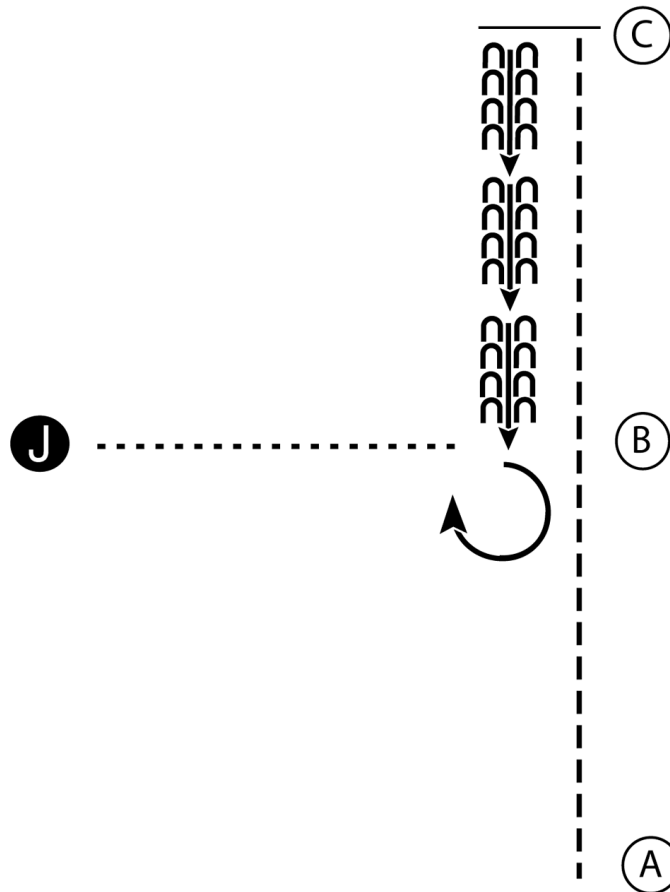
[R/NRHAP-6]

Pattern Provided by:
Jacqui Dodd-Duran


North Idaho State Fair Open Horse Show

Class 75 Ranch Showmanship (12 & under)

Show Date: 08/5-7/2022



1. Trot from A to C.
2. Stop at C.
3. Back to B.
4. Perform a 270 degree turn.
5. Walk to the judge and set up for inspection.
6. When dismissed walk to line-up.

Walk
Trot - - - - -
Back 
Marker (B)
Judge (J)

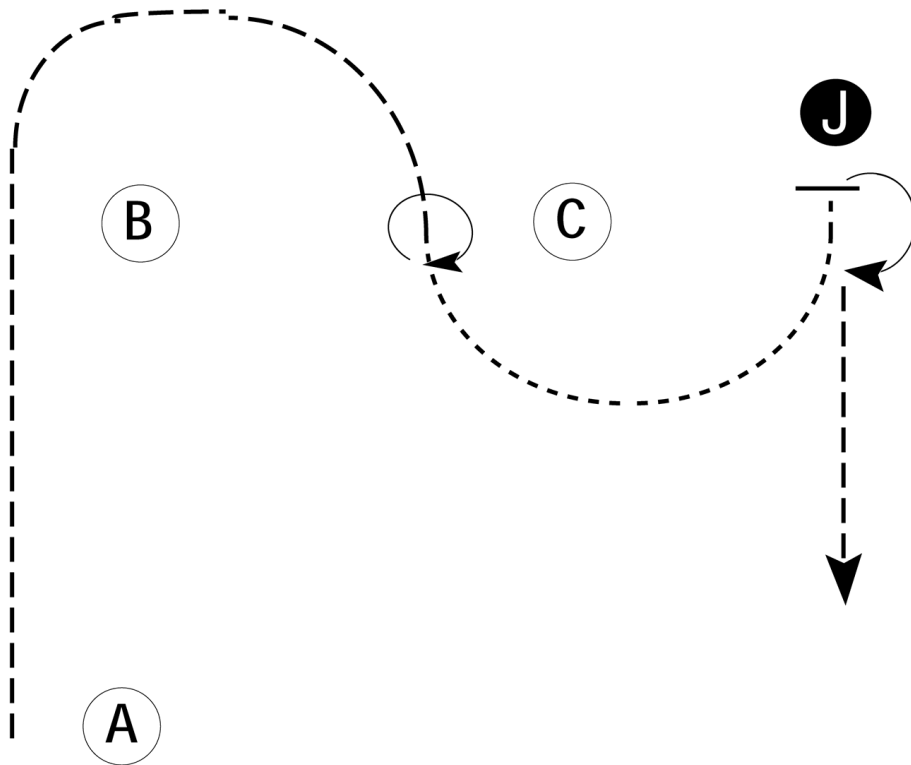
[S/1-3]

Pattern Provided by:
Jacqui Dodd-Duran

North Idaho State Fair Open Horse Show

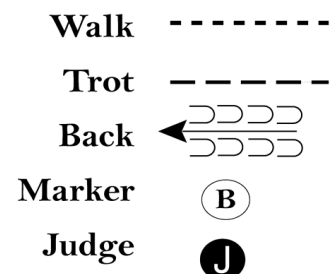
Class 76 & 77 Ranch Showmanship (13-17 & 18 & over)

Show Date: 08/5-7/2022



Be ready at A.

1. Trot from A around B and to C.
2. Stop and perform a 360 degree turn.
3. Walk to the Judge. Stop and set up for inspection.
4. When dismissed perform a 180 degree turn and trot straight away from the Judge.



[S/2-35]

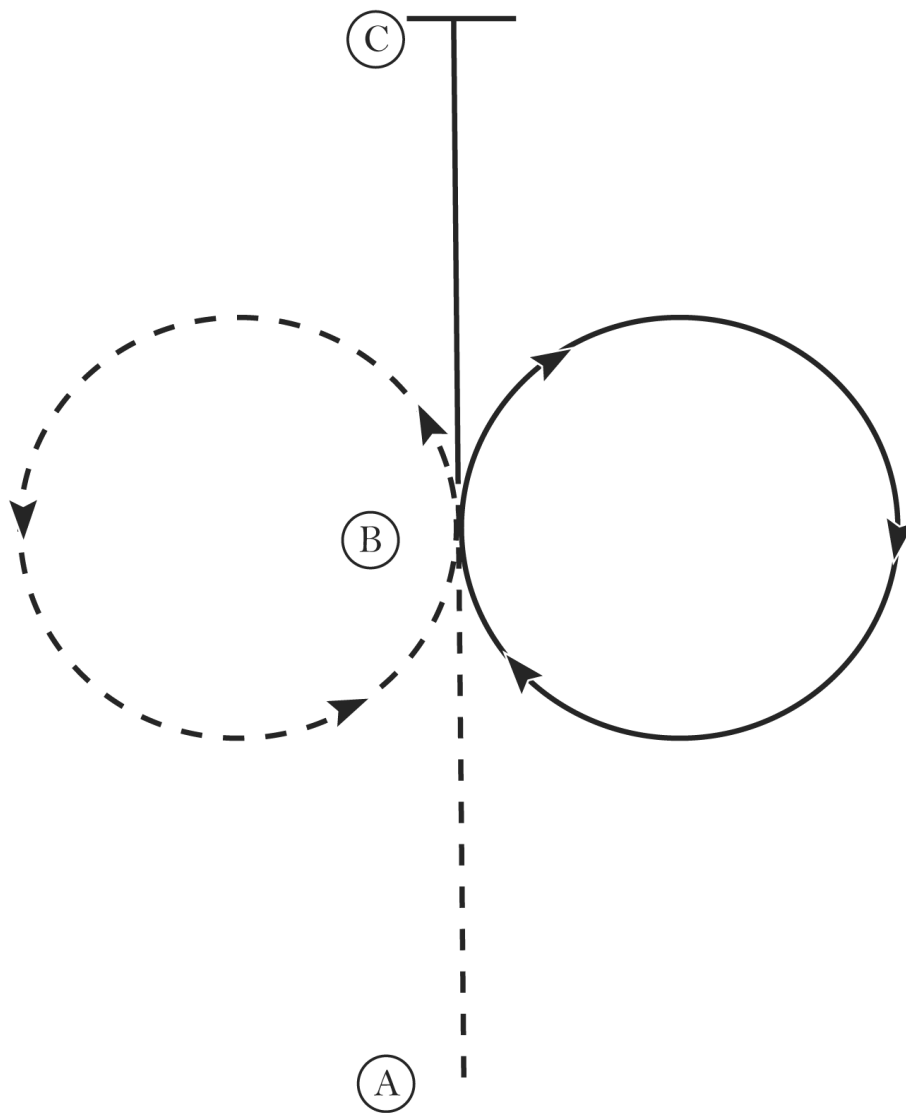
Pattern Provided by:
Jacqui Dodd-Duran

North Idaho State Fair Open Horse Show

Class 84: Ranch Horsemanship (12 & under)

Show Date: 08/5-7/2022

1. Jog A to B
2. At B jog a circle to the left
3. At B lope a circle to the right on the right lead
4. Continue the lope to C
5. At C stop



Walk
Jog	-----
Extended Jog	- - - - -
Lope	—————
Leg Yield	
Lead Change	
Back	
Marker	(B)
Sidepass	

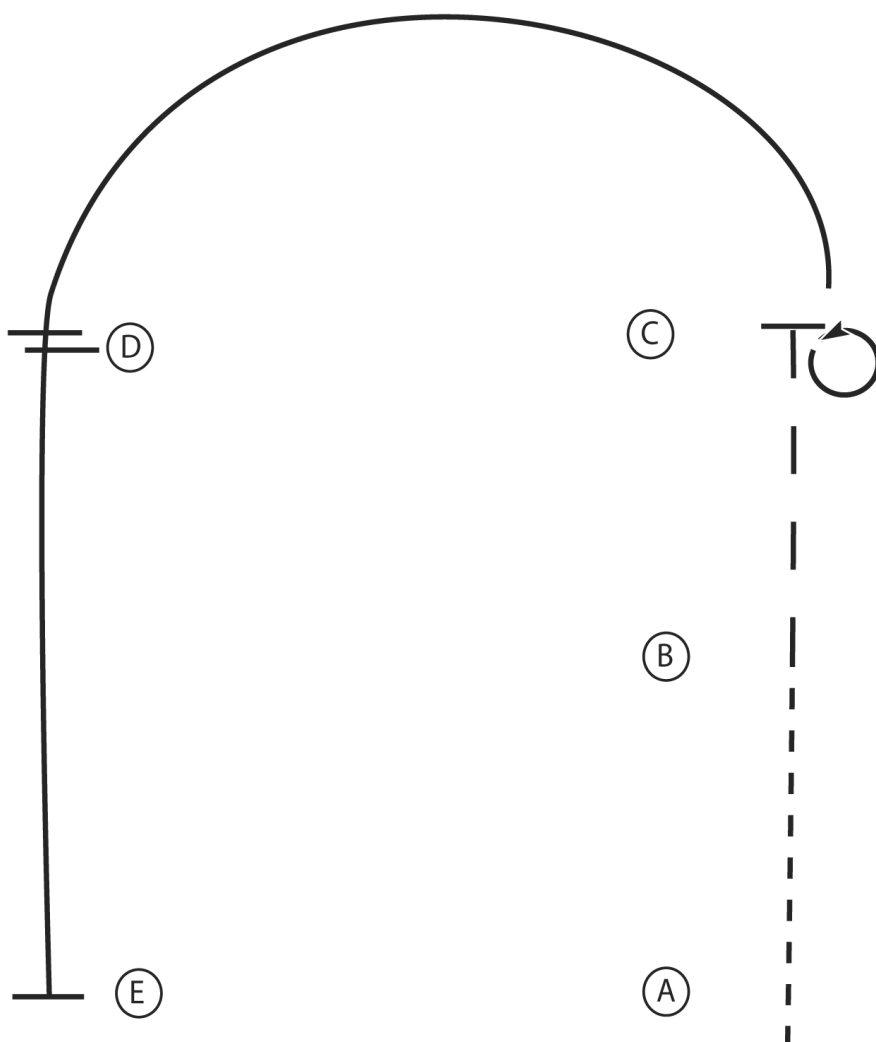
[WH/1-9]

Pattern Provided by:
Jacqui Dodd-Duran

North Idaho State Fair Open Horse Show

Class 85 & 86 Ranch Horsemanship (13 - 17 & 18 & over)

Show Date: 08/5-7/2022



1. Jog A to B
2. At B extend the jog to C
3. At C stop and perform a 360 turn to the left on the hindquarters
4. Lope on the left lead in a half circle around C and D
5. At D perform a lead change and continue to E
6. Stop at E

Walk
Jog	-----
Extended Jog	-----
Lope	=====
Leg Yield	
Lead Change	
Back	
Marker	(B)
Sidepass	

[WH/2-12]

Pattern Provided by:
Jacqui Dodd-Duran