



Michigan 4-H Livestock Project Record Book

Beginner Record Book (ages 8-11)

Name: _____ Date of Birth: _____

Species: Beef [] Sheep [] Swine [] Goat []
Feeder Calf [] Poultry [] Rabbit [] Other []

Year (example: 2015): _____ Age (as of Jan 1st): _____

Is this your first year in project? Yes _____ No _____

If No, how many years have you been doing project: _____

Club Name: _____

Project Leader: _____

I hereby certify that, as the exhibitor of this project, I have personally been responsible for the care of this animal, record keeping, and have completed this record book. I am aware that this record book may be on display during the auction and/or fair, and thus all content will be appropriate.

Youth Signature: _____ Date: _____

I, the parent/guardian, certify that my son/daughter has completed this project and completed this record book and will comply with all rules and regulations. I give permission for this record book to be displayed to the public and will ensure that all content is appropriate.

Parent/Guardian Signature: _____ Date: _____

Check with your local 4-H staff to determine when your record book needs to be submitted and any additional guidelines or rules for completion.

****RECORDS START WITH POSSESSION OF YOUR ANIMAL(S) AND END WITH FAIR WEEK ESTIMATES!****

**MICHIGAN STATE
UNIVERSITY**

Extension

MSU is an affirmative-action, equal-opportunity employer. Michigan State University Extension programs and materials are open to all without regard to race, color, national origin, gender, gender identity, religion, age, height, weight, disability, political beliefs, sexual orientation, marital status, family status or veteran status.

Why Keep Records?

By keeping records, you will be able to see how much progress you make this year and over the course of your 4-H career as you set goals and work to accomplish them.

Good records will:

- Help you learn about animals, their rate of growth, the feed they require, the cost of the feed they require and their habits.
- Increase understanding of your project's financial outcome.
- Assist you in gathering information to market your animal.
- Improve your management practices.
- Keep track of your project activities and learning experiences.
- Allow you to better plan for future livestock projects.

If you have questions or need help on this record book, please contact your leader, parent/guardian, or County MSU Extension Office.

PLEASE PRINT OR WRITE CLEARLY.

Project Information

(Submit one completed record book for each species)

Name and/or description of animal(s): _____

Breed(s): _____

Identification of animal(s) (Tattoo/Ear tag/Fair tag number): _____

Estimated Birth date of animal(s): _____

Date of ownership or purchase date: _____

Estimated beginning value of animal(s): _____

Please tell us about your project animal (check all that apply):

- Purchased my project animal(s)
- Project animal(s) are bred & owned (from an animal on my family farm)
- Other (please explain): _____

Comments by Leader/Parent (optional): _____

This Year's Project Goals

Complete this portion of the record book pre-project or once animals are purchased.

Date this page completed: _____

Please explain three goals that you have for your animal(s) project:

1. _____

2. _____

3. _____

Please list three potential buyers you plan to approach this year:

1. _____
2. _____
3. _____

Anticipated Income from animal(s): _____

Beginning Project Pictures

Take a picture of your project animal(s). Date of photo: _____



Monthly Feed Record Worksheet (Add additional pages if needed)

Feed Types* →										
	lbs.	cost	lbs.	cost	lbs.	cost	lbs.	cost	Monthly lbs.	Total Cost
SEPT										\$
OCT										\$
NOV										\$
DEC										\$
JAN										\$
FEB										\$
MARCH										\$
APRIL										\$
MAY										\$
JUNE										\$
JULY										\$
AUG										\$
TOTALS		\$		\$		\$		\$		\$

NOTE: RECORD FEED AS IT IS FED TO YOUR ANIMAL.

- *Type of feed should be expressed in pounds and include grains, supplements, mixes, hay, silage, etc.
- The estimated value of homegrown feed needs to be included.

_____ Number of animals reflected on this chart.

 TOTAL FEED add column	 TOTAL FEED COST add column
--	---

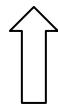
Expenses Other Than Feed Worksheet (Add additional pages if needed)

Expense Categories	Veterinary Charges	Medication/ Insecticides	Bedding	Equipment	Registration Fees	Trucking/ Transportation	Housing rent/ Leasing fees	Clipping/ Shearing fees	Interest paid (if \$ borrowed)	Advertising/ Marketing	Buyer Recognition	Miscellaneous (specify)	Miscellaneous (specify)	Monthly Total
SEPT														\$
OCT														\$
NOV														\$
DEC														\$
JAN														\$
FEB														\$
MARCH														\$
APRIL														\$
MAY														\$
JUNE														\$
JULY														\$
AUG														\$
TOTALS														TOTAL \$

_____ Number of animals reflected on this chart.

\$_____ Total Expense per animal

TOTAL EXPENSES
If this is for more than one
animal, divide by the number of
animals.)



Weight Record (Add additional pages if needed)

It is recommended to weigh your animal(s) at least once each month or more as appropriate for your species.
Use one of the charts below for each market animal.

Animal ID: _____	
Date	Weight
(Beginning)	
(Final)	

Animal ID: _____	
Date	Weight
(Beginning)	
(Final)	

Animal ID: _____	
Date	Weight
(Beginning)	
(Final)	

Ending Project Pictures

Take a picture of your project animal(s) at the end of your project. This will help indicate how your animal(s) have grown and developed.

Date of ending photo: _____

Project Reflection:

Please respond to the following questions (additional pages can be added).

1. What did you learn in the project this year? _____

2. What did you feed your animal(s)? _____

3. What did you do to help market your animal(s)? (if applicable) _____

4. What did you do to help keep your animal(s) healthy? _____

5. Explain how you trained and prepared your animal(s) for show: _____

Judge's Comments:

Please respond to the following statements to provide feedback to the youth.

The animal(s) project owner did the following items well: _____

Areas to improve include: _____

Additional comments: _____

Judging Results (OFFICE USE ONLY)	Ribbon Award:	A	B	C
-----------------------------------	---------------	---	---	---