



**OLD NATIONAL**  
*Events Plaza*

**ADDRESS**

715 Locust St  
Evansville, IN 47708

**PHONE**

812.435.5770

**FAX**

812.435.5500

**TECHNICAL PACKET**

## MANAGEMENT TEAM

---

### **General Manager**

Nick Wallace

812.437.8283

[nwallace@oldnationaleventsplaza.com](mailto:nwallace@oldnationaleventsplaza.com)

### **Ticketing Services Manager**

Emily Kemper

812.437.8287

[ekemper@oldnationaleventsplaza.com](mailto:ekemper@oldnationaleventsplaza.com)

### **Director of Sales & Marketing**

Ginger Harper

812.437.8302

[gharper@oldnationaleventsplaza.com](mailto:gharper@oldnationaleventsplaza.com)

### **Director of Food & Beverage**

Brittany Shouse

812.893.8288

[bshouse@oldnationaleventsplaza.com](mailto:bshouse@oldnationaleventsplaza.com)

### **Assistant Director of Operations**

Cierra Conrad

812.893.8663

[cconrad@oldnationaleventsplaza.com](mailto:cconrad@oldnationaleventsplaza.com)

### **Event Manager**

Taylor Money

812.484.5824

[tmoney@oldnationaleventsplaza.com](mailto:tmoney@oldnationaleventsplaza.com)

### **Catering Manager**

Mary Pugh

812.437.8391

[mpugh@oldnationaleventsplaza.com](mailto:mpugh@oldnationaleventsplaza.com)

### **Merchandise**

Lauren Burch

(812) 437-8281

[lburch@oldnationaleventsplaza.com](mailto:lburch@oldnationaleventsplaza.com)

## LOADING DOCK

Located on the Walnut St side of the facility

Docks 3 & 4 are dedicated to the Stage

- 2 Dock Bays located Off-Stage Right, with 50ft flat push to Off-SR storage
- 8ft w x 10ft h rollup doors – (1) permanent dock plate, (1) moveable dock plate

Freight Elevator to Basement located Off-Stage Right

Docks 1 & 2 are subject to availability and will be discussed during the advance



## STAGE INFORMATION

Proscenium width: 57' - 11"

Proscenium height: 28'

Wall to Wall Stage Width: 98'

Center Line to Fly Floor Edge: 41'- 5"

Plaster Line to First US Obstruction: 43'

DS Edge to First US Obstruction: 52'

DS Edge of Orchestra Pit to First US Obstruction: 59' - 10"

DS Edge to Plaster Line: 9'

DS Edge of Orchestra Pit at Stage Level to Plaster Line: 16' - 10"

1<sup>st</sup> Catwalk Throw to DS Center: 62'- 67'

2<sup>nd</sup> Catwalk Throw to DS Center: 90'- 94'

Follow Spot Booth Throw to DS Center: 153'

FOH Mix to DSC: 88'

Lighting & Sound Booth to DSC: 120'

Grand Tier Rail to DSC: 93'- 95'

Balcony Rail to DSC: 125'- 127'

## LABOR

All stage and truck labor is provided through IATSE Local 102

For current stagehand rates, and to advance labor, please contact house Event Manager



**Local 102**  
International Alliance of Theatrical Stage Employees  
Evansville, Indiana

## RIGGING

DOUBLE PURCHASE system from Tiffen Rigging – Re-roped with multiline in August 2002

49 Line Sets

Operated from SL Fly floor – 10'- 0" above stage floor

Grid Height: 61'- 0"

Bottom of Loft: 60'- 0"

Maximum Fly Height: 59'- 0"

Battens- See Line Set Schedule

49 – 70'- 0" Double Purchase on 6" centers

4 – 70'- 0" Motorized dedicated Electric battens

2 – Motorized dedicated Orchestra Shell ceiling panels

Arbor Capacity: 2,000lbs (1,000lbs at pipe)

Chain motors can be rigged from the Grid using 4" schedule 80 pipe sections.

Standard safe rigging practices are required.

Dedicated Sound points – located 3'- 0" DS of proscenium

Points DS of Plaster – located 10'- 0" DS of proscenium at every 8'- 0" across

## SOFT GOODS

List of available soft goods in Aiken Theatre

TYPE	QUANTITY	HEIGHT	WIDTH	COLOR	NOTES
Main Curtain	1	28'	70'	Red	Includes Valance
Border	5	15'6"	70'	Black	
Legs	5 (pairs)	22' 8"	22'	Black	
Travelers	3	22' 8"	70'	Black	

# LINESET SCHEDULE

LINEST	PLASTER	HOUSING HANG	SHOW HANG	PIPE WEIGHT	NOTES
	8"	Valence			Controls from SR
1	1'-5"	Main Drape			
2	2'-6"				
3	2'-11"				
	3'-7"	1 <sup>st</sup> Electric			
4	4'-4"				
5	5'				
6	5'-8"				
	6'-5"	1 <sup>st</sup> Orchestra Shell			
7	7'-5"				
8	7'-11"	1 <sup>st</sup> Border			
9	8'-6"	1 <sup>st</sup> Legs			
10	9'-1"				
11	9'-9"				
12	10'-4"				
13	11'-5"	1 <sup>st</sup> Traveler			
14	12'-8"				
15	13'	2 <sup>nd</sup> Border			
16	13'-8"	2 <sup>nd</sup> Legs			
17	14'-2"				
	15'-1"	2 <sup>nd</sup> Electric			
18	15'-10"				
19	16'-3"				
20	16'-9"				
21	17'-4"				
	18'-1"	2 <sup>nd</sup> Orchestra Shell			
22	18'-11"				
23	19'-4"				
24	19'-10"	3 <sup>rd</sup> Border			
25	20'-3"	3 <sup>rd</sup> Legs			
26	20'-7"				
27	21'-3"				
28	22'-7"	2 <sup>nd</sup> Traveler			
29	23'-4"				
	24'-5"	3 <sup>rd</sup> Electric			
30	25'-6"				
31	26'-3"	4 <sup>th</sup> Border			
32	27'-1"	4 <sup>th</sup> Legs			
33	28'-8"				
34	29'-3"				
35	29'-10"				
36	30'-8"				
37	31'-1"				
38	31'-9"	5 <sup>th</sup> Legs			
39	33'-2"				
40	34'-2"				
41	35'				
42	35'-10"	5 <sup>th</sup> Border			
	36'-10"	4 <sup>th</sup> Electric			
43	37'-8"	3 <sup>rd</sup> Traveler			
44	38'-8"				
45	39'-5"				
46	40'-1"				
47	41'	4 <sup>th</sup> Traveler			Empty track
48	41'-8"	Cyc			
49	42'-5"				Very close to back wall
Notes		Width of stage is 101' from wall to wall	Plaster line to back wall is 44'	Double purchase system	Proscenium opening is 58'

# ORCHESTRA PIT

## Hydraulic Orchestra Pit

- Stage Level
- Floor Level – Rows AAA, BBB, CCC
- Pit Level

Pit = 40ft at widest point x 12ft at deepest point

## SHOW POWER

AMPS	LOCATION
800, 208V	Mid Stage Right
800, 208V	Mid Stage Left

Bare wire tails

Dedicated sound ground available at both locations.

## LIGHTING CONTROL & DIMMING

ETC Ion console with tablet running ARFR software

House Light Control located:

- Lighting Booth
- FOH Mix
- Stage Manager Panel DSR

#	MODEL	LOCATION
18	Source 4 PAR w/ lens kits	On stage 1 <sup>st</sup> Electric
6	Source 4	On stage 1 <sup>st</sup> Electric
18	Source 4 PAR w/ lens kits	On stage 2 <sup>nd</sup> Electric
6	Source 4	On stage 2 <sup>nd</sup> Electric
18	Source 4 PAR w/ lens kits	On stage 3 <sup>rd</sup> Electric
6	Source 4	On stage 3 <sup>rd</sup> Electric
6	3 color Cyc lights	On stage 4 <sup>th</sup> Electric
22	Source 4 26 Degree Ellipsoidal	1 <sup>st</sup> Catwalk (nearest to stage)
18	Source 4 19 Degree Ellipsoidal	2 <sup>nd</sup> Catwalk (furthest from stage)
5	Source 4 10 Degree Ellipsoidal	2 <sup>nd</sup> Catwalk (furthest from stage)
12	Source 4 5 Degree Ellipsoidal	Balcony Rail
4	Source 4 10 Degree Ellipsoidal	Balcony Rail
4	2K Strong Xenon Super Trouper	Spot Booth

## DIMMER SCHEDULE

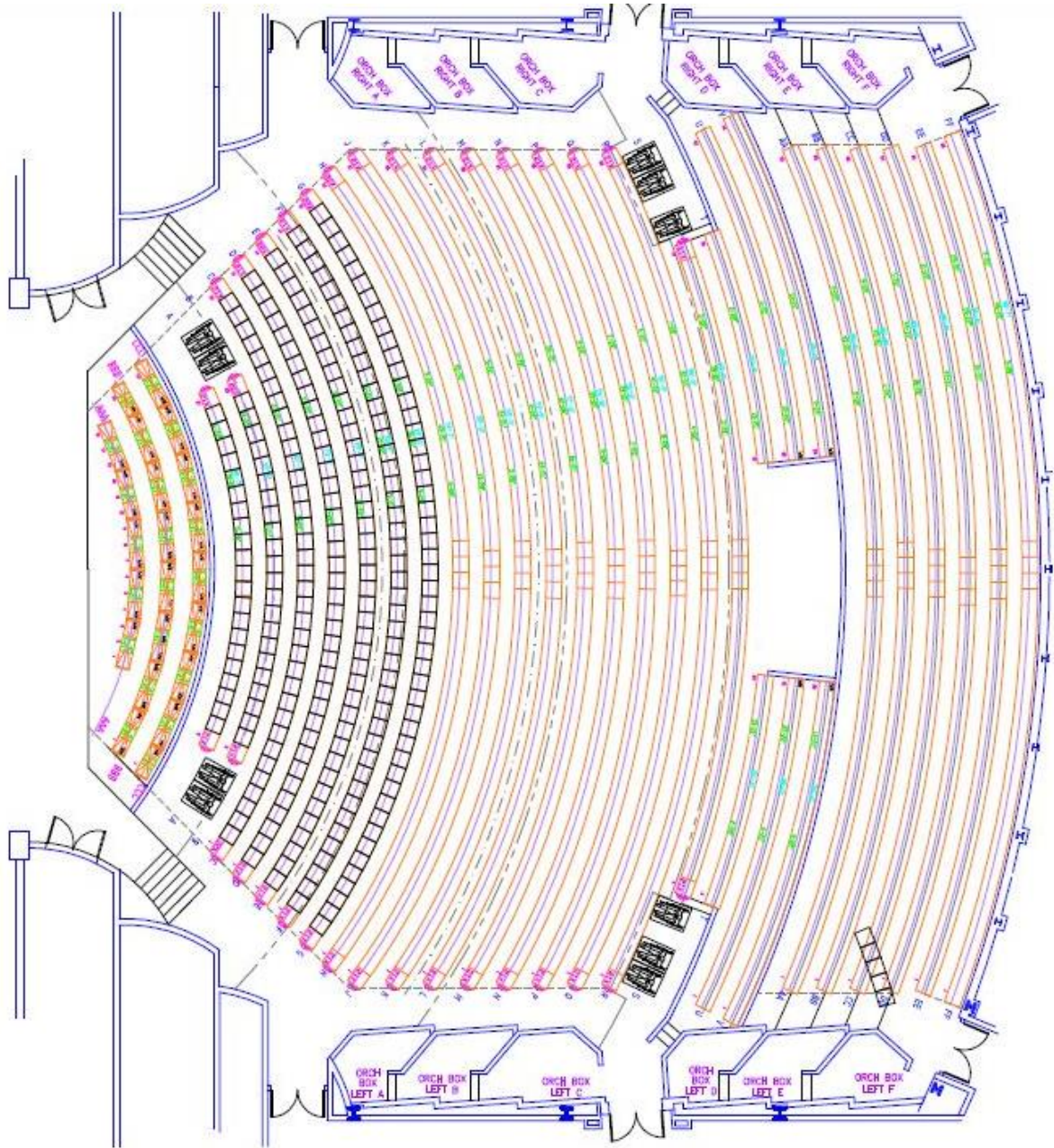
1-4	Followspot Booth	
5-16	1 <sup>st</sup> Balcony Rail	
17-22	2 <sup>nd</sup> Balcony Box Seat House Left	
23-28	2 <sup>nd</sup> Balcony Box Seat House Right	
29-40	2 <sup>nd</sup> Balcony Rail	
41-82	2 <sup>nd</sup> Catwalk	
83-127	1 <sup>st</sup> Catwalk	
128-145	Proscenium Catwalk	
146-151	House Left Box Boom 1	
152-157	House Right Box Boom 1	
158-163	House Left Box Boom 2	
164-169	House Right Box Boom 2	
170-173	Orchestra Pit Stage Right	
174-177	Orchestra Pit Stage Left	
178-217	1 <sup>st</sup> Electric	
218-257	2 <sup>nd</sup> Electric	
258-297	3 <sup>rd</sup> Electric	
298-337	Cyc Electric	
	Drop Box - Dimmer #'s available	
	Drop Box	
	Drop Box	
	Drop Box	
	Drop Box	
	Drop Box	
410-417	Down-Stage Right Proscenium Wall	
418-425	Down-Stage Left Proscenium Wall	
426-433	Up-Stage Right Proscenium Wall	
434-441	Up-Stage Left Proscenium Wall	
445-462	1 <sup>st</sup> Orchestra Shell Electrics	Dedicated
463-480	2 <sup>nd</sup> Orchestra Shell Electrics	Dedicated
494-505	Down-Stage Platform Zipstrips	Dedicated
506-513	Up-Stage Platform Zipstrips	Dedicated
514-517	Proscenium Catwalk	



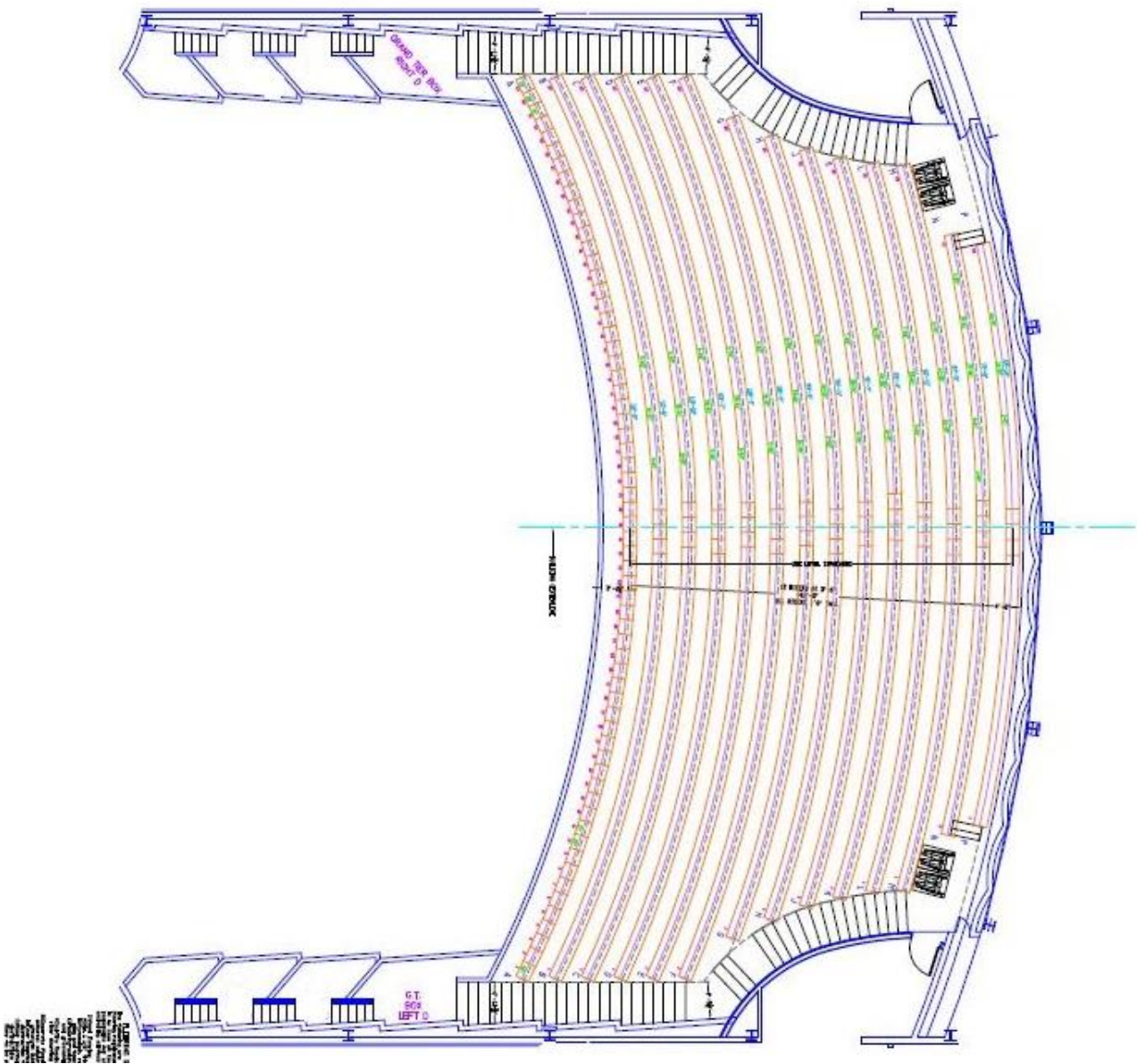
## AUDIO

- DDA CS3/ 40 channel Audio board located in Sound Booth
- Left and right stack has EAW MH660E long throw md/hi, 2 BV525 long throw bass, and MH690IE mid throw mid/hi.
- 93dB Max
- The center cluster has EAW AS690 mid/hi/low, and MH690IE hi/mid/short throw.
- There are MK2194 speakers positioned on the catwalks, and various other smaller speakers on the pit lip and under balconies.
- Crown Com-tech 410, 810, and 1610 Amps
- EV EQ-131 Equalizers
- EAW MX8750 processors
- Rane AD22B digital delays
- Rane PE17 parametric equalizers
- Compressors
- 360 Systems Instant Replay machine
- PA rooms are located DSL and DSR in which to situate amps and stacks.
- FOH Mix located at Orchestra rear. House tie-in can be accomplished here, or backstage.
- (3) 12" conduits run from FOH to the orchestra pit. Road snakes must use these, as there are no center aisles in the auditorium.

# ORCHESTRA LEVEL

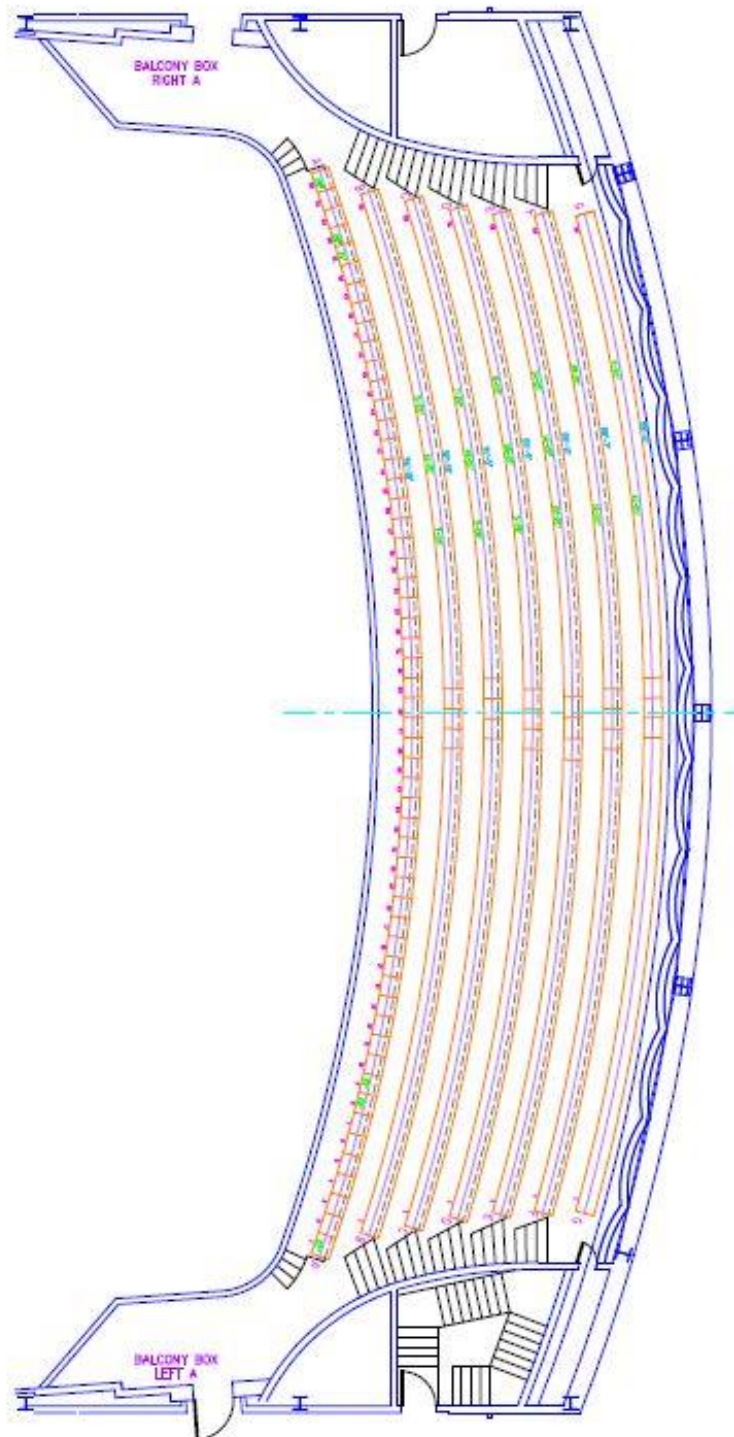


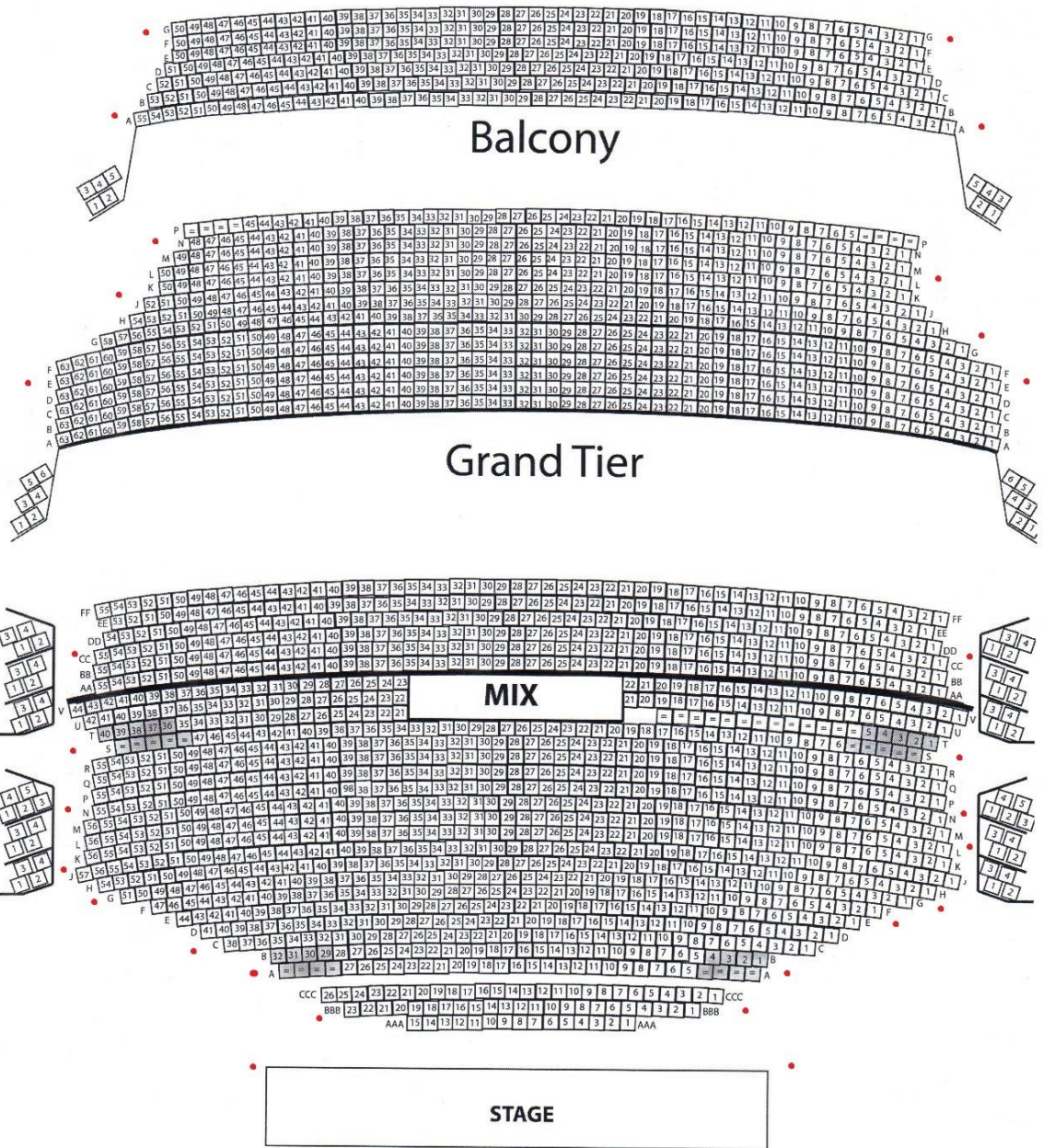
GRAND TIER



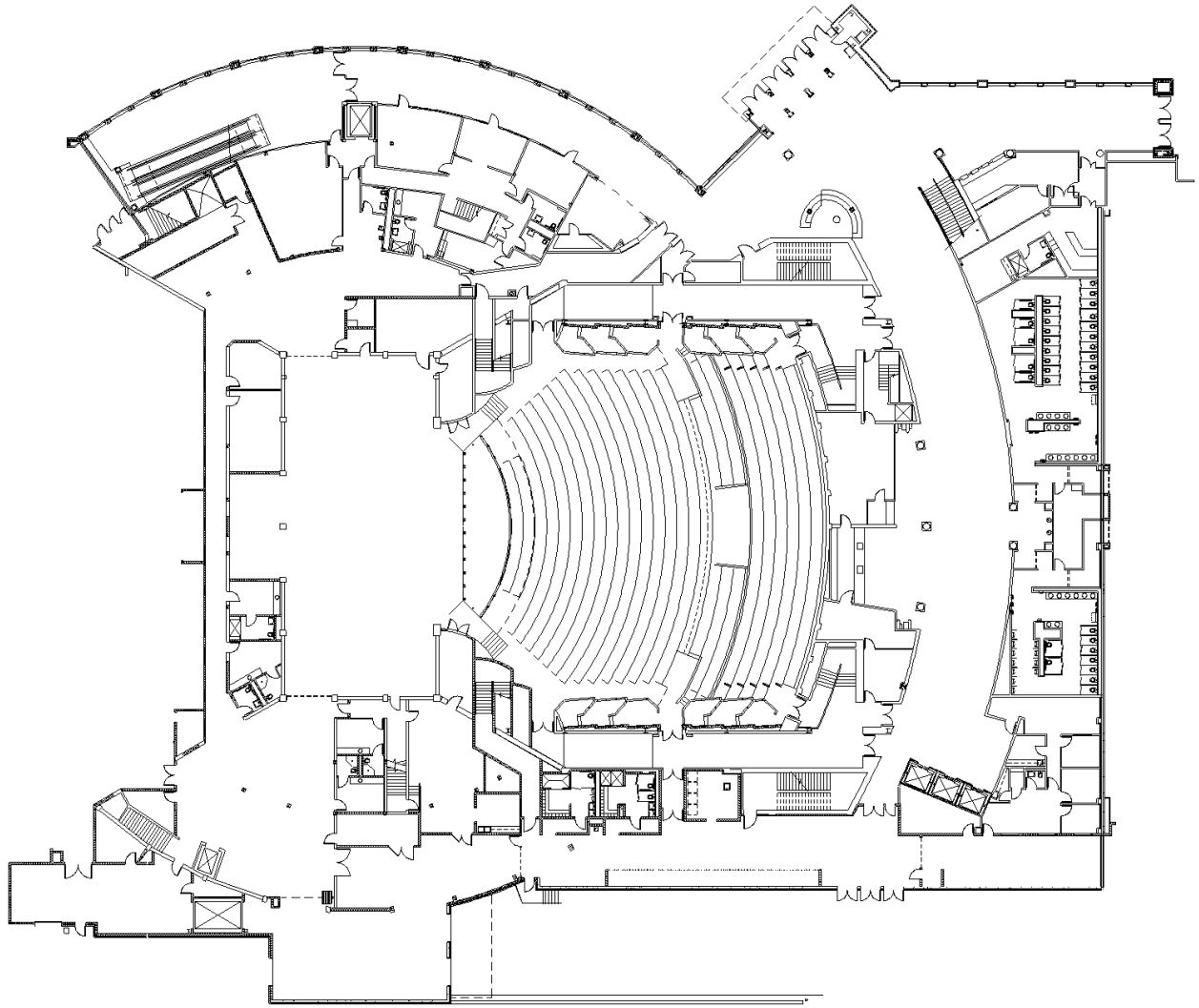


# BALCONY





# GROUND PLAN





SECTION VIEW



## DRESSING ROOMS

ROOM #	LOCATION	SINK	TOILET	SHOWER
101	Off Right	1	1	1
102	Off Right	1	1	1
103	US Crossover	1	1	1
104	US Crossover	1	1	1
105	Off Left	1	1	1
LL1	Basement	1	1	1
LL2- chorus	Basement	3	3	3
LL3	Basement	1	1	1
LL4- chorus	Basement	3	3	3
LL5	Basement	1	1	1
LL6	Basement	1	1	1
LL7	Basement	1	1	1

## PRODUCTION ROOMS

ROOM	LOCATION	NOTES
Wardrobe	Off Right	2 washers, 2 dryers
Production office	US Crossover	Hardline internet available
Tech office	US Crossover	
Orchestra room	Basement	



## ADDITIONAL INFORMATION

### BOX OFFICE

Tickets sold through our box office or Ticket Master ([www.ticketmaster.com](http://www.ticketmaster.com))

Box Office Phone: 812.435.8200

Hours: Monday – Friday, 10am – 5pm

### FOOD & BEVERAGE SAVOR... Exclusive Catering

All food and beverage serviced in-house. Menus must be prearranged and can accommodate almost any request.

### HOTELS

Name	Address	Sales Contact	Distance
DoubleTree by Hilton	601 Walnut St Evansville, IN 47708	Darci Golden <a href="mailto:darci.golden@hilton.com">darci.golden@hilton.com</a>	.1 mi
Hyatt Place Downtown	202 SE 2nd St Evansville, IN 47713	Ted Holmes <a href="mailto:ted.holmes@genhotels.com">ted.holmes@genhotels.com</a>	.4 mi
Holiday Inn Express & Suites	20 Walnut St Evansville, IN 47708	Kendra Hines <a href="mailto:evansvillesales@ipdhospitality.com">evansvillesales@ipdhospitality.com</a>	.5 mi
Bally's Evansville	421 NW Riverside Dr Evansville, IN 47708	Michelle Horty <a href="mailto:mhorty@ballysevansville.com">mhorty@ballysevansville.com</a>	1.0 mi
Legends' Tower at Bally's Evansville	615 NW Riverside Dr Evansville, IN 47708	Michelle Horty <a href="mailto:mhorty@ballysevansville.com">mhorty@ballysevansville.com</a>	1.0 mile