


***Pasco County Fair Dairy Project
Record Book
6th-8th Grade***



Name: _____

Grade: _____ Age: _____ (as of Sept. 1)

School: _____

Club Name: _____

Record Started (Date) _____

Ended Record Book (Date) _____

I hereby certify that as the exhibitor of this project, I have personally kept these records to the best of my ability.

Name Date

This youth is an active member of the _____ Club.

This record book has been completed as much as possible by the above named member.

Leader Signature Date

Youth Animal Project Agreement
(To be completed at beginning of project)

The youth is responsible for caring for the animal, which will include feeding, providing fresh clean water, providing a pen, washing, and showing. The youth will use this project

as an educational tool to learn skills needed in the livestock industry. This project will also help the youth to accept success and failure as a learning experience. The youth will keep accurate records on their project animal. I accept these responsibilities.

Date _____ Signed Youth _____

The parents are responsible for providing financial help if needed along with the assistance and encouragement while the youth is raising this animal.

Date _____ Signed-Parent or Caretaker _____

DRUG STATEMENT

I HEREBY CERTIFY THAT ANY DRUG, ANTIBIOTIC OR BIOLOGICAL SUBSTANCE WHICH MAY HAVE BEEN ADMINISTERED BY MYSELF, OR ANY OTHER PERSON, WAS DONE SO IN STRICT COMPLIANCE WITH THE MANUFACTURER’S LABEL REQUIREMENTS.

Signature of Youth **Date**

Signature of Parent or Caretaker **Date**

Purpose of this Project

The purpose of any animal project is to help teach youth life skills. Life skills are skills that youth need in order to transition into a healthy, responsible adult. Animal projects specifically target the life skills of:

- **Responsibility:** (feeding and caring for an animal on a regular basis)
- **Determination:** (working with the animal on a regular basis in order to show it.)
- **Record Keeping:** (keeping a record of the animal’s health and feeding)
- **Sportsmanship:** (practice being a good winner and a good loser through competition with peers and self)

My Dairy Animal Inventory

Animal Description: Animal number and/or name	Breed	Date acquired or born	Beginning value (lease or purchase price)	Ending value -should increase from
--	-------	--------------------------	---	--

				beginning
Total Value at Beginning			\$	
Total Value at End				\$


Where did you get your cow/heifer?

Why did you choose this breed to show?

Look up the breed in a book or online and give a description of your breed. Also include the book or website where you found your information.

Identification

Use the diagram below to note your animal's markings. Use crayons or colored pencils to show shading variations.



Project Inventory

This is record of what you have before you start your project, those items you purchase/receive during your project and what you have at the end of your project. This could include brushes, grooming supplies, show box, barns, fences, show halters, lead ropes, etc.

Item Description	Date Purchased	Purchase Price or cost	Note if Sold (S), Discarded (D), Lost (L), Kept (K)
TOTALS	*****	\$	*****

Feed Expenses

This is a record of money that you may have spent on grain, hay and other supplements.

Date	Type (hay, grain, supplements)	Pounds Purchased	Total Cost
Total Feed Expenses	*****	LBS	\$

Feed Page

What is the main ingredient in the feed you feed your dairy cow/heifer?

Where do you purchase your feed? _____

How many bags of feed do you buy at one time? _____

How many times a day do you feed your animal? _____

How much do you feed each day? _____

Do you feed your animal any hay? _____

If yes, what kind do you feed? _____

****Glue a tag from the feed bag here.****

Non-Feed Expenses

List everything that you spend money for that you will **NOT** have at the end of project. (**DO NOT** include feed, hay, and animals) This is the page to include 4-H/FFA club dues, show entry fees, transportation, money for picture developing, Fair memberships, bedding for animal at fair, etc.

Date	Description	Paid To	Cost

Calf and Heifer Questions

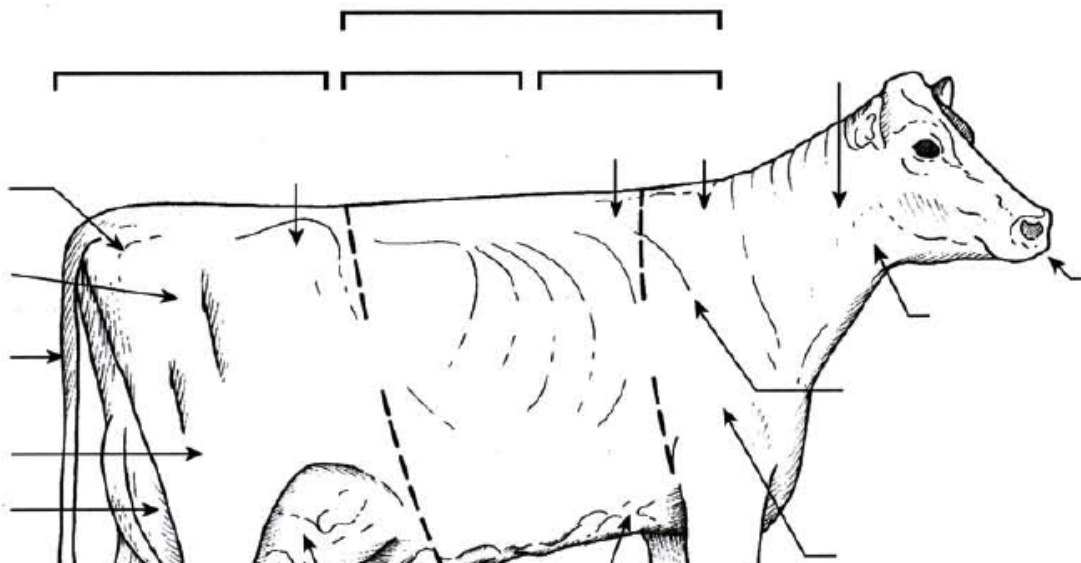
1. How old should a calf be at weaning? _____
2. How old should a heifer be at first breeding? _____
3. How much milk does your breed of cow produce each day? _____
4. What are two ways to dehorn a cow?

5. What is scours? _____

The Parts of the Dairy Cow

Write in or label with your own arrows the parts of the Dairy Cow listed below and color it to look like your dairy project.

Parts of a Dairy Cow



Parts of a Dairy Cow:

Poll	udder	hoof	switch	teats
Tail head	dew claw	rump	muzzle	ribs

Project Summary

Expenses

Total Project Inventory (pg. 5).....\$ _____

Total Feed Expenses (pg. 6).....\$ _____

Total Non Feed Expenses (pg. 8).....\$ _____

Expenses Total.....\$ _____

Assets

Value of Animal Assets Beginning (pg. 3).....\$ _____

Value of Animal Assets Ending (pg. 3).....\$ _____

Difference beginning and ending assets.....\$ _____

Value of animal (s) at end of project \$ _____

Minus

Total Expenses \$ _____

Total Profit or Loss \$ _____

Pictures of your Project:

(Include 4 – 8 photographs of your project on this page. Tell what you learned and include captions with your pictures. Remember to show the beginning, middle and end of your project.

Pictures (continued)

Your Project Story/Video/Presentation

*** You may choose to write a written story about your project, create a video story, or a google slides/powerpoint presentation* The video can be any format of your choice, but must include at minimum the same elements of the story. Videos should be 2-3 minutes in length and emailed to rcarter@academyatthefarm.com at the time of record book turn in.**

Be sure all videos and google slides presentations begin with your name, showmanship division, and school.

Your project story/video/presentation should answer the following questions about your project experience:

- 1) What is the breed of your animal, and where did you get it?
- 2) What new skills did you learn from this project?
- 3) Who helped you with this project?
- 4) What did you like best or least about this project?
- 5) What would you do differently, if anything, next time?

Check one:

- I typed my story and attached it here
- I Created a video and emailed it in
- I created a google slides presentation and emailed it in

Use this checklist to insure you have all elements for the project you chose:

Story Checklist:	Video Checklist:	Google Slides Checklist:
-------------------------	-------------------------	---------------------------------

<ul style="list-style-type: none"> <input type="checkbox"/> Grammar and Spelling are correct <input type="checkbox"/> I have answered all of the questions listed above in complete sentences. <input type="checkbox"/> My story has multiple paragraphs. <input type="checkbox"/> My story has a clear flow and is organized. 	<ul style="list-style-type: none"> <input type="checkbox"/> My video answers all of the questions above. <input type="checkbox"/> My video includes me working with my animal. <input type="checkbox"/> My video is 2-3 minutes in length. <input type="checkbox"/> I am speaking clearly and using correct grammar. <input type="checkbox"/> I have uploaded my video to Google Drive or YouTube and sent in the link. 	<ul style="list-style-type: none"> <input type="checkbox"/> My presentation is neat and organized. <input type="checkbox"/> It clearly answers all of the questions above. <input type="checkbox"/> I have included photos of my project. <input type="checkbox"/> I have emailed my presentation to the email address listed above. <input type="checkbox"/> All grammar and spelling are correct.
--	--	--

Scoring Sheet Youth Dairy Record Book

Record Book Cover (must be in some type of folder).....	5 points
Signature Page (Pg. 1, needs all signatures).....	3 points
Drug Statement (Pg 2, needs all signatures).....	2 points
Animal Inventory (Pg. 3).....	5 points
Breed Identification (Pg. 4).....	10 points
Project Inventory (Pg. 5).....	5 points
Feed Expenses (Pg. 6).....	5 points
Feed Questions (Pg. 7).....	5 points
Other Expenses.....	5 points
Health Record (Pg. 9).....	5 points

Parts of Dairy Cow.....	10 points
Project Summary (Pg. 10).....	10 points
Pictures (Pg. 11-12, min. of 4).....	10 points
Project Story/Presentation (Pg. 13 -14).....	15 points
Overall neatness.....	5 points
Total Possible Points.....	100 points

****Your Score** _____

Judges comments _____
