


PASCO COUNTY FAIR POULTRY PROJECT RECORD BOOK 3rd Grade – 5th Grade



Name: _____

Grade: _____ School: _____

Age (as of September 1): _____ Date of Birth: _____

Club: _____

4-H Leader/FFA Advisor/Adult Mentor: _____

Record Started: _____ Record Ended: _____

I certify that I have kept these records to the best of my ability.

Signature Date

This record book has been completed as much as possible by the above-named member.

Leader/Advisor/Mentor Signature Date



Youth Animal Project Agreement (to be completed at beginning of project)

The youth is responsible for caring for the animal, which will include feeding, de-worming, providing fresh clean water, providing a pen, washing, and showing. The youth will use this project as an educational tool to learn skills needed in the livestock industry. This project will also help the youth to accept success and failure as a learning experience. The youth will keep accurate records on their project animal.

I accept these responsibilities.

Date(beginning of project): _____ Signed- (Youth): _____

The parents are responsible for providing financial help, if needed, along with assistance, encouragement and supervision while the youth is raising this animal.

Date(beginning of project): _____ Signed- (Parent or Caretaker): _____

Drug Statement (to be completed at end of project)

I hereby certify that any drug, antibiotic or biological substance, which may have been administered by myself, or any other person, was done in strict compliance with the manufacturer's label requirements.

Date(end of project): _____ Signed- (Youth): _____

Date(end of project): _____ Signed- (Parent or Caretaker): _____

Acknowledgment of Pasco County Fair General Rules (to be completed at beginning or end of project)

I hereby agree that I have read and understand Pasco County Fairs Safe Handling Practice rules, IAFE National Code of Show Ethics rules, and Livestock Addendum form.

Date: _____ Signed- (Youth): _____

Date: _____ Signed- (Parent or Caretaker): _____

The purpose of a market animal project is to:

- acquire an understanding of the animal industry by preparing for, purchasing, caring for and keeping records on one or more head of animals
- identify the types and breeds of animals and employ efficient methods of production and marketing.
- understand the business aspect and economics of purchasing animals, feed, facilities and equipment for an animal project
- develop integrity, sportsmanship, and cooperation

List 3 Goals You Want To Accomplish This Project Year

This can be things you want to learn about chickens, things you want to improve from last year or new things you want to try with your project.

1. _____

2. _____

3. _____




Project Animal Inventory

Complete the table for the birds that you are showing.

Name	Breed	Hen/Rooster Pullet/Cockerel	Cost \$

Draw a picture of your chicken(s):



Chicken Breed Knowledge

Choose two different breeds of chickens and do the following:

1. List the breeds.
2. Decide if each breed is used for meat, eggs, or both.
3. Draw and color a picture of the breed.
4. Write one interesting fact about the breed.

--	--

Project Related Questions

Please answer the following questions in complete sentences.

Where did you get your chicken(s) from?

Describe where your chicken(s) live and their shelter.

How often do you work with your chickens? Describe what you do.

Describe anything special that you do to your chickens before a show.

What do you use to groom your chickens?



Feed Information and Expenses

Please answer the following in complete sentences.

Describe what you use to give your chickens feed and water (type of bowls, containers, etc).

What type of feed do you feed your chickens? _____

Where do you buy your chicken feed from? _____

How much and how often do you feed your chickens? _____

How much does your feed cost? _____

What is the protein percentage in your feed? _____

Do you feed your chicken special treats? If so, what are the treats? _____

Why did you decide to feed your chickens this feed? _____

Will you continue to feed your chicken(s) this feed next year? _____



Egg Collection

(If you only have roosters, mark here {___} and go to Parts of a Chicken – below)

Are your chickens laying now? _____

How many eggs do you collect each day? _____

What color are the eggs? _____

What do you do with your eggs? eat them give away sell

Do you feed any supplements to enhance the quality of your eggs? If yes, what do you feed? _____

The Parts of a Chicken...

Write in the parts of the chicken AND color it to look like your project chicken.

Comb

Wattles

Breast


Beak

Vent

Hock

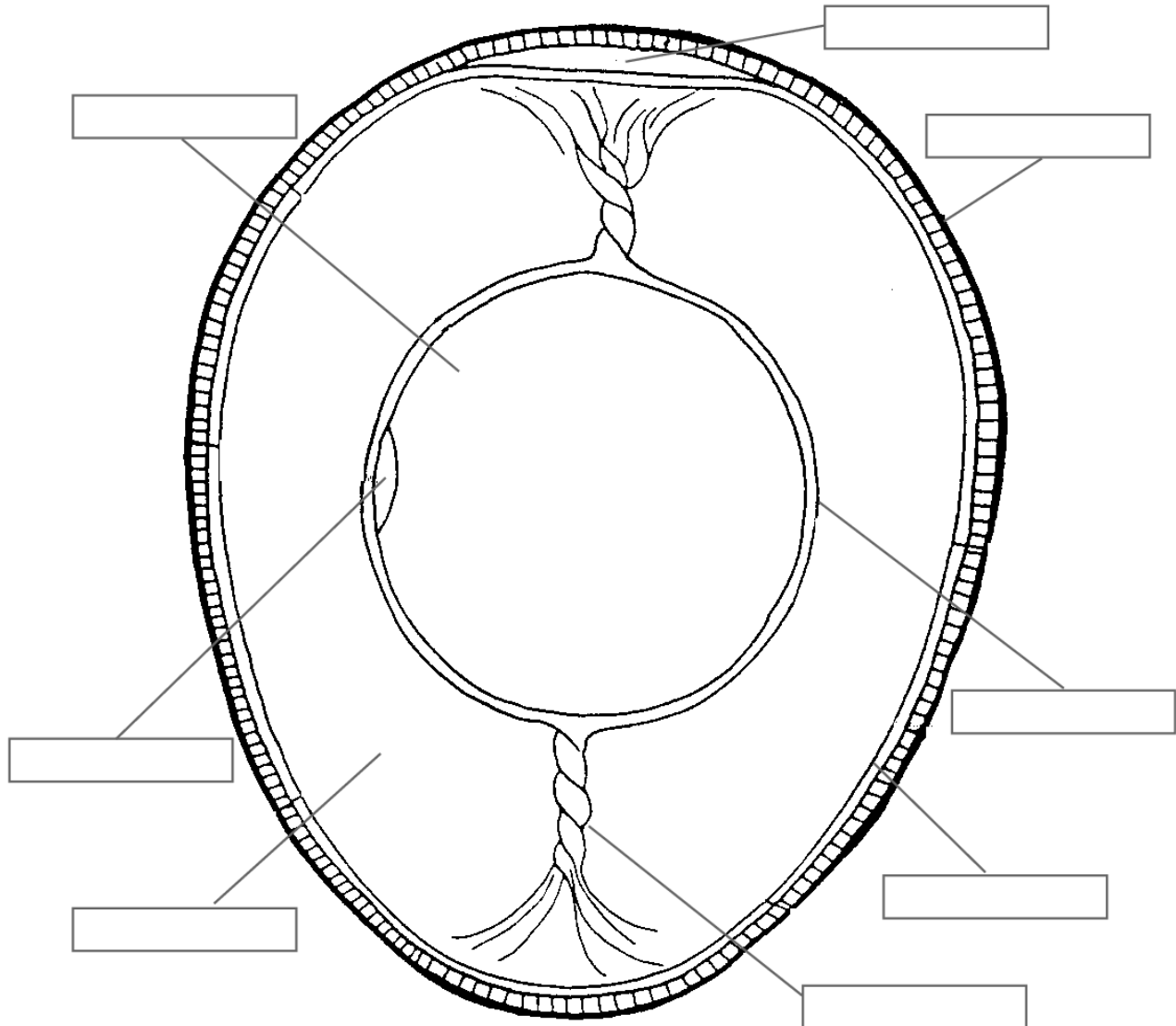
Wing

Shan



Egg Parts

Color each part of the egg a different color and label each part of the egg.



Use each word only once:

air cell
germinal disc
vitelline membrane

albumen or white
membranes
yolk

chalaza
shell

This worksheet is a part of the Incubation and Embryology Project (<http://www.urbanext.uiuc.edu/eggs>). University of Illinois Extension, 1999.

Project Story

(Your story may be typed or handwritten by the exhibitor.)

Your story should relate to this years' Skillathon topic. Since the topic changes year to year, the skillathon information will be on the PCF website. Be sure to include an introduction, information from the skillathon packet as support and a conclusion. This should be in the format of a 3-paragraph essay and may include a summary of your overall project.

Project Story, continued



Project Pictures

Show pictures (4 min. to 8 max) of you and your project. The pictures should show some of the things mentioned in your story and should show you involved in project work. Write a caption for each picture.

Project Pictures, continued

Record Book Score Sheet

<u>Section</u>	<u>Points Possible</u>	<u>Points Earned</u>
Cover (page 1)	5	
Acknowledgement (page 2)	5	
List 3 Goals (page 3)	5	
Project Animal Inventory (page 4)	10	
Chicken Breed Knowledge (page 5)	10	
Project Related Questions (page 6)	10	
Feed Info/Expenses (page 7)	10	
Egg Collection/Parts of Chicken (page 8)	10	
Egg Parts (page 9)	5	
Project Story (page 10-11)	15	
Project Pictures (pages 12-13)	10	
Overall Neatness	5	
Total Points	100	