
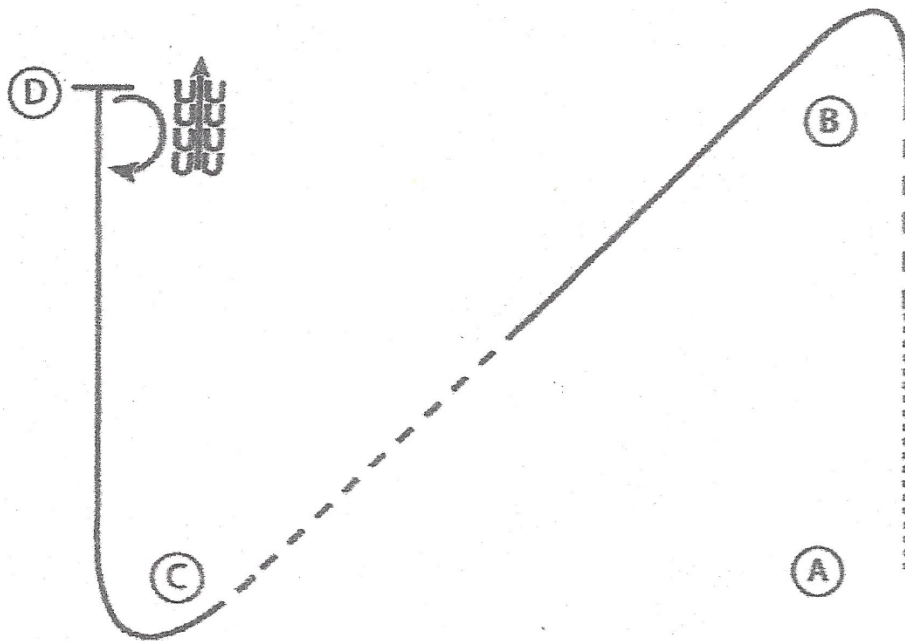


Class #4
Equitation Pattern
Class A



1. walk
2. trot right circle
3. trot left circle
4. extended trot
5. stop and back

Class #7 Equitation Pattern Class B

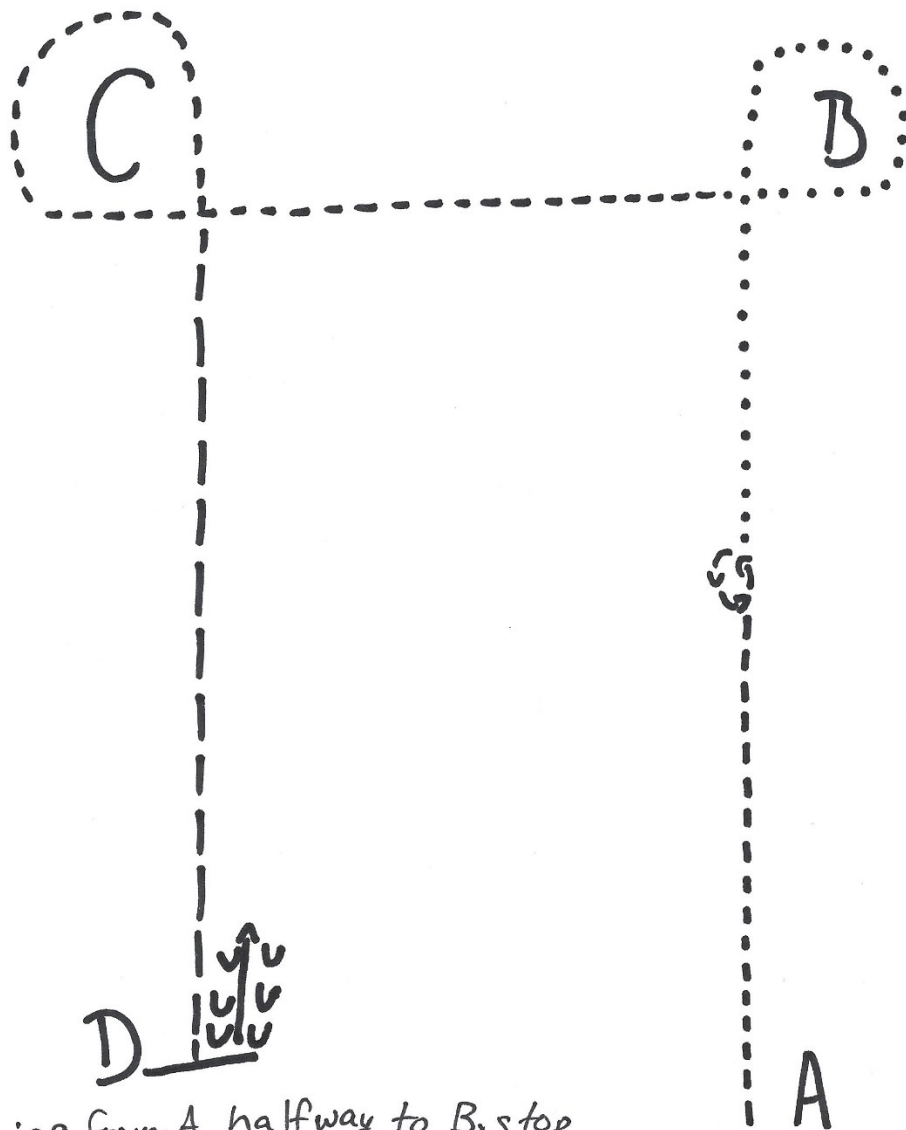


1. Walk halfway from A to B
2. Sitting trot to B
3. At B canter on the left lead halfway to C
4. Posting trot to C
5. At C canter on the right lead to D
6. Stop at D and perform a 180 degree turn to the right on the forehand
7. Back 4 steps

Walk
Trot	-----
Extended Trot	-----
Canter	—————
Leg Yield	
Lead Change	↗↘
Back	←←←←
Marker	(B)
Sidepass	←---←

Class # 15

Horse manship Pattern



1. jog from A halfway to B, stop
2. 360 to left
3. walk to and around B in small circle
4. jog to and around C
5. working trot to D
6. stop and back one horse length
7. exit at walk