



SILVER & BLACK LOTS PARKING GREETER

YOUR MISSION

As a Silver & Black Lots Parking Greeter, your role is critical to our guests' experience and the overall success of the San Antonio Stock Show and Rodeo. Your primary responsibility is to serve as a welcoming presence for our guests as they enter to park at the rodeo. As a result, your attendance is critical. We are counting on each of you to show up for your shift, as we do not have the ability to find back ups. Your attendance and conduct is a reflection not only of you and your work ethic, but of the organization you represent.

As duties may change throughout the shift, including assisting with exiting guests, we appreciate your

BASIC ARRIVAL INSTRUCTIONS

On weekends, traffic can be very heavy. Allow yourself **60 to 90 minutes** to arrive for any shift after 11 AM.

DRIVING TO EVENT

Must park at Wheatly Heights Sports Complex

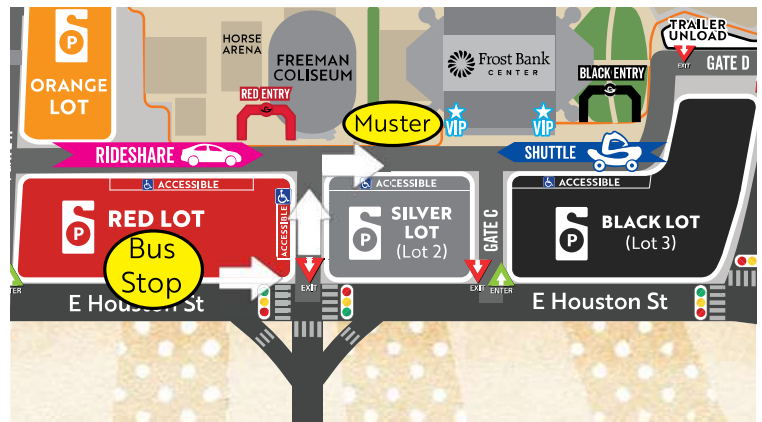
200 Noblewood Dr, San Antonio, TX 78220

Parking pass required

- Print parking pass for dashboard
- Arrive at Wheatly Heights Sports Complex **at least 60 to 90 minutes before shift start time** to allow for parking, shuttle time, and check-in
- Make way to shuttle pick-up location, tentative pickup schedule every 30 minutes
- Shuttle drop off at bus stop on Houston Street
- Meet at Muster location at least 15 minutes prior to shift start time

GETTING DROPPED OFF

- Drop off at bus stop on Houston Street at **least 30 minutes prior to shift start time**
- Meet at Muster location at least 15 minutes prior to shift start time.



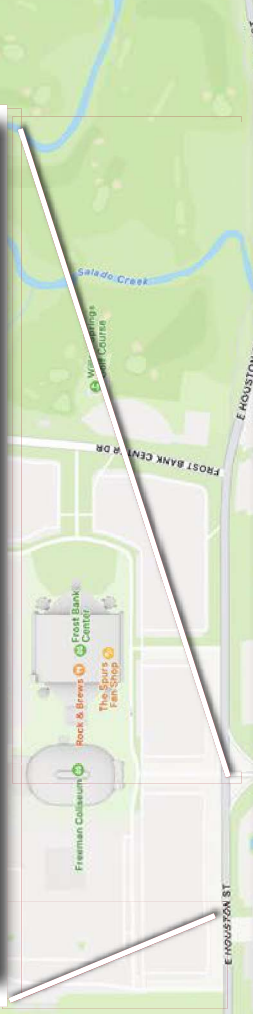
SHIFT TIMES

Day	Shift 1	Shift 2	Shift 3
Friday	5:00 to 9:00		
Saturday / Sunday	9:00 to 2:00	2:00 to 6:00	6:00 to 10:00

CONTACT INFORMATION

Stephen Bridges Wade Cleary Steven Stokinger
210-386-4842 210-241-8166 210-842-0488

2025 SAN ANTONIO STOCK SHOW & RODEO
EMPLOYEE PARKING



Employee Parking available at:

The Wheatley Heights Sports Complex
200 Noblewood Dr, San Antonio, TX 78220

Employee Shuttle will pick-up and drop off employees at designated areas of the Wheatley Heights Sports Complex at no expense to riders. **Shuttles will run 24 Hours every day.** Employees will be dropped off at Employee Entrance Gate located near the SW Ticket Tower. Pass required for entry.

For more information please contact your supervisor.

Expect heavy traffic and delays on busy event days, please plan on arriving at shuttle location in plenty of time for your shifts.



PARKING ADDRESS:
Wheatley Heights Sports Complex
200 Noblewood Dr,
San Antonio, TX 78220



TRAINING OVERVIEW

We want our guests to have a wonderful experience at the Rodeo, from parking, to the show and grounds, to departure. As Silver & Black Lots Parking Greeters, we will be the first people they interact with and will set the stage for their experience.

The Silver & Black Lots are the reserved parking lots for premium ticket holders (suites, etc.) so there is an expectation that the level of service they receive throughout the event is commensurate with the investment they have made in the San Antonio Stock Show and Rodeo. Our goal as Silver & Black Lots Parking Greeters is to ensure that the best-in-class service starts the moment they check in to park.

CHECK IN

- Sign in - a record of your attendance is necessary to ensure your organization is compensated
- You will be issued a safety vest and a handheld radio
- Safety vests must be worn at all times
- Handheld radios and/ or row sign (depending on assignment) will be issued to each Parking Greeter and must be turned in at end of shift

GREETER (2 PEOPLE)

- Traffic to enter between Silver Lot and Black Lot
- Paid parking attendants to prescreen and send appropriate vehicles to us
- Greet vehicles as they arrive, look to see where they are supposed to park, and give basic instructions
- Show map
- Radio row attendant and announce vehicle type and spot
- Attendants distributed down driveway to give further direction
- Handicap spots available first come basis and are not limited to Silver Lot patrons

ROW ATTENDANT FOR SILVER LOT (10 PEOPLE)

- Parking spaces will be numbered and identified with signs - familiarize yourself with lot layout
- When you hear a radio call for your row, hold up sign and confirm parking location
- Guide vehicle to appropriate parking space

SHIFT LEAD

- Ensure all Parking Greeters have signed in
- Issue safety vests and handheld radios
- Parking spaces will be numbered and identified with signs - familiarize yourself with lot layout
- Maintain daily log sheet and sign in designated space when each Parking Greeter completes their shift and return issued items
- Ensure all safety vests, handheld radios, and signs have been returned at end of shift

CHECK OUT

- Return items issued to you (vest, radio, sign, etc.)
- Check out with supervisor and make sure they sign off your name on the sign-in sheet. Your shift and corresponding compensation will not be complete without supervisor sign-off.


Silver Lot Parking Pass



LOT ATTENDANT FOR BLACK LOT (6 PEOPLE)

- With the exception of limited VIP parking spaces, the Black Lot will be open parking
- Greeters will familiarize themselves and keep inventory of open spaces, then guide guests to available locations
- Utilize radios to coordinate other greeters





Row Attendants

Row Attendants

Row Attendants

Row Attendants

Row Attendants

Row Attendants

Row Attendants

Row Attendants

Greeters

LN1

LN2

LN3

LN4

LN5

LN6

LN7

LN8

LN9

LN10

LN11

LN12

LN13

LN14

LN15

LN16

31 61	32 62	33 63	34 64	35 65	36 66	37 67	38 68	39 69	40 70	41 71	42 72	43 73	44 74	45 75	46 76	47 77	48 78	49 79	50 80	51 81	52 82	53 83	54 84	55 85	56 86	57 87	58 88	59 89	60 90
81 121	82 122	83 123	84 124	85 125	86 126	87 127	88 128	89 129	90 130	91 131	92 132	93 133	94 134	95 135	96 136	97 137	98 138	99 139	100 140	101 141	102 142	103 143	104 144	105 145	106 146	107 147	108 148	109 149	110 150
151 181	152 182	153 183	154 184	155 185	156 186	157 187	158 188	159 189	160 190	161 191	162 192	163 193	164 194	165 195	166 196	167 197	168 198	169 199	170 200	171 201	172 202	173 203	174 204	175 205	176 206	177 207	178 208	179 209	180 210
211 241	212 242	213 243	214 244	215 245	216 246	217 247	218 248	219 249	220 250	221 251	222 252	223 253	224 254	225 255	226 256	227 257	228 258	229 259	230 260	231 261	232 262	233 263	234 264	235 265	236 266	237 267	238 268	239 269	240 270
271 301	272 302	273 303	274 304	275 305	276 306	277 307	278 308	279 309	280 310	281 311	282 312	283 313	284 314	285 315	286 316	287 317	288 318	289 319	290 320	291 321	292 322	293 323	294 324	295 325	296 326	297 327	298 328	299 329	300 330
331 361	332 362	333 363	334 364	335 365	336 366	337 367	338 368	339 369	340 370	341 371	342 372	343 373	344 374	345 375	346 376	347 377	348 378	349 379	350 380	351 381	352 382	353 383	354 384	355 385	356 386	357 387	358 388	359 389	360 390
391 421	392 422	393 423	394 424	395 425	396 426	397 427	398 428	399 429	400 430	401 431	402 432	403 433	404 434	405 435	406 436	407 437	408 438	409 439	410 440	411 441	412 442	413 443	414 444	415 445	416 446	417 447	418 448	419 449	420 450
451 481	452 482	453 483	454 484	455 485	456 486	457 487	458 488	459 489	460 490	461 491	462 492	463 493	464 494	465 495	466 496	467 497	468 498	469 499	470 500	471 501	472 502	473 503	474 504	475 505	476 506	477 507	478 508	479 509	480 510

FREQUENTLY ASKED QUESTIONS

Where are the restrooms?

Just inside Red gate inside Harry & Joe Freeman Coliseum. The shift leader has passes that will grant access to grounds.

What happens if I arrive late?

Please arrive on time, as we have not made accommodations for alternates. If you will be late, call Stephen Bridges or Wade Cleary.

What if someone's designated parking spot is already taken?

Report it to Shift Lead. Shift Lead will contact Wade or Stephen to help find workaround.

What if someone doesn't have their parking pass?

If they do not have a parking pass they can pay to park elsewhere.

What should I wear?

- Dress comfortably as you will be standing throughout your shift. This includes comfortable shoes.
- Your shift location will be outside, so be prepared for the weather extremes and any sudden changes.
- We suggest wearing layers as Texas weather can change throughout the day.
- Please do not bring valuables; the Rodeo is not responsible for items you might bring.

Can shifts be changed?

No changes can be made less than 48 hours before your shift.

Who do I contact if I need assistance, have a question, or need to update my shift?

If you are running late or must cancel, please contact Stephen or Wade as soon as you can.

My shift is over, now what do I do?

- If your replacement hasn't arrived by the end of your shift, we request that you remain for a maximum of 10 minutes past the end of your shift. If you can stay longer, please let us know at the time, and we will add the time to your shift.
- Check out with shift leader so they can sign off that you've completed your shift. We can't pay your organization unless we verify that you've completed your assignment.
- Turn in safety vest, handheld radio, and any other items you were issued.

