



**YOU MAKE IT, WE TAKE IT!
YOU GROW IT, WE SHOW IT!
YOU RAISE IT, WE PRAISE IT!**

PHOTOGRAPHY COMPETITION GUIDE

SUPERINTENDENT

Angela Truman
509.314.1282

COMPETITIVE EXHIBITS OFFICE

State Fair Park & Event Center
Hours: Mon – Friday, 7:30 AM – 4 PM
Phone: 509.248.7160 EXT. 112
Email: sophias@fairfun.com

ONLINE REGISTRATION DEADLINE

September 17, 2026

WALK-IN DEADLINE & DROP-OFF


Friday, September 18
2:00 PM – 6:30 PM thru Gate 5
Saturday, September 19
11:00 AM – 2:00 PM thru Gate 5

LOCATION

Agriculture Building
North Door – 2nd Floor

CENTRAL WASHINGTON STATE FAIR
September 25 – October 4, 2026

1301 S Fair Ave., Yakima, WA 98901
509.248.7160 | FAIRFUN.COM



2026 PHOTOGRAPHY DEPARTMENT CALENDAR

SUN	MON	TUES	WED	THURS	FRI	SAT
AUG 30	AUG 31	SEP 1	SEP 2	SEP 3	SEP 4	SEP 5
SEP 6	SEP 7	SEP 8	SEP 9	SEP 10	SEP 11	SEP 12
SEP 13	SEP 14	SEP 15	SEP 16	SEP 17	SEP 18	SEP 19
				Online Registration Closes	Walk-In Registration & Entry Drop-Off 2 PM-6:30 PM	Walk-In Registration & Entry Drop-Off 11 AM - 2 PM
SEP 20	SEP 21	SEP 22	SEP 23	SEP 24	SEP 25	SEP 26
					FIRST DAY OF FAIR	
SEP 27	SEP 28	SEP 29	SEP 30	OCT 1	OCT 2	OCT 3
OCT 4	OCT 5	OCT 6	OCT 7	OCT 8	OCT 9	OCT 10
LAST DAY OF FAIR	Entry Release Day, Pick up 9AM - 5:30 PM					

CONTENTS

Calendar	2
Online Registration Guide	4
Department Rules	7
Adult Divisions	7
Special Divisions and Award	8
Youth Divisions	9

ENTRY INFORMATION

DEFINITIONS

Professional: Those whose work is produced for selling, are paid for their work or who advertise in any form for their services. Those who have a diploma, certificate, degree, or have three or more years of training, or teach in their media.

Amateur: Does the work for the pleasure involved; receive no money for their work; and has had little or no training.

PROCESSING FEE

Professional: \$13 – You may enter two (2) prints total for the \$13.00 fee. Additional prints will be \$2 each for a maximum of 10 (ten) prints total.

Amateur: \$10.00 – You may enter two (2) prints total for the \$10.00 fee. Additional prints will be \$2 each for a maximum of 10 (ten) prints total.

Youth: \$10.00 – You may enter up to (10) prints for the \$10.00 fee.

One (1) Fair admission ticket will be given to each exhibitor who pays the fee. No crossovers to other departments.

SHOW DIVISIONS

Adult

Professional Photography Div. 230

Amateur Photography..... Div. 231

Youth

3rd-5th Grade Photography..... Div. 240


6th-8th Grade Photography..... Div. 241

9th-12th Grade Photography..... Div. 242

All Ages

Yakima's Funniest Pet Photo..... Div. 243

America 250 Div. 244



ADULT JUDGING INFORMATION

SYSTEM OF JUDGING

Prints will be judged Danish (this refers to the judging of all photos being judged on its own).

Best of Class and Best of Show will be judged American (this refers to the judging of all items in a given class being judged against one another).

The judging process for our Photography Department takes a lot of time due to the large number of entries that are submitted. Our judging staff takes the time to critique the entries; however, there is not enough time for them to do written evaluations. All entries will be judged.

PREMIUMS

1st (Blue) – \$3

2nd (Red) – \$2

3rd (White) – Ribbon Only

AWARDS

Best of Class – \$5 & rosette

Open Best of Division – \$20 & rosette

ONLINE ENTRY REGISTRATION INSTRUCTIONS

Read below, then register entry information online before bringing items to the Fair. Walk-in registrations are still welcomed. Please print out the entry form, fill in the required information, and bring it with you to entry day.

STEP 1

- Go to **FAIRFUN.COM**
- Hover over the “Fair” tab in the green navigation bar at the top of the page.
- From the drop-down menu, select “**Competitions & Contests.**”



STEP 2

- Click the teal “**Click Here to Enter**” button. (Available May 1.)

We have transitioned to online registration for our contests and competitions. If you need help with entering online or are unable to, please contact the Agriculture and Exhibits Department at 509-248-7160 ext.104 or email jerem@fairfun.com for further assistance.

Registration opens May 1, 2026

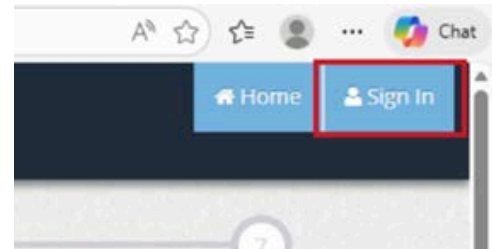
Click below to learn more about competition categories and how to enter.

CLICK HERE TO ENTER!



STEP 3

- In the top right corner, click the blue “**Sign In**” button to create your account.



STEP 4

- From the dropdown menu, select “**Exhibitor.**”

I am a...

-- Choose a type --

-- Choose a type --

Exhibitor

Buyer

Passport

Administrator

STEP 5

- Enter the exhibitor’s first and last name.
 - If you are registering for a youth, use the exhibitor’s name.
 - Select “I am a new exhibitor or have yet to register this year.”
 - Click the blue “**Continue**” button.

1

First Name Moolilda

Last Name Fairfun

or sign in using ShowWorks Passport

It's free and lets you securely keep your information and entries year to year and reuse across different fairs and shows. Get instant notifications when it's time to show or entries have been judged and see your awards. Sign up now and begin keeping track of your own entries.

Tell me more about ShowWorks Passport...

2

I am a new exhibitor or have yet to register this year I have previously registered this year

3

Continue →

STEP 6

- Fill out all exhibitor information fields.
 - Choose a password you will remember (or write it down). Click **"Continue."**

First Name Mootilda
Last Name Fairfun
Password *
Re-type Password *
Pay premiums to (leave blank if same)
Address * 1301 South Fair Avenue
Address2
City * Yakima

STEP 7

- Review your exhibitor information.
 - Make sure your address is correct – this is where your premium check will be mailed. Click **"Continue."**

Phone (509) 248-7160
e-mail mootildaf@fairfun.com
Exhibitor Date of Birth 10/1/2023
Adult Exhibitor Yes
Youth Exhibitor No

Continue →



STEP 8

- Add your entries:
 - Select a department (example: Woodcarving).
 - Select a division (example: Amateur Relief Work).
 - Select a Class (example: Miscellaneous).
 - Fill in all additional information, such as title or description.
 - The light-yellow box will tell you which entry fees you will need to add later. Click **"Continue."**

MS Tab. "Woodcarving Amateur Entry Fee" = \$10.00 for the first exhibit entry and \$2.00 for each additional exhibit entry after that.

1 Department Woodcarving
2 Division Amateur Relief Work
3 Class *
 01 : Animals
 02 : Human Figures
 03 : Abstract
 04 : Miscellaneous
4 Description A portrait of Apple Jack
5 Add Entry to Cart ✓

STEP 9

- If you have more entries:
 - Click "Add Similar Entry" for another item in the same department.
 - Click "Add Different Entry" for a new department.
 - Continue until all entries are added, then click **"Continue."**

se a Department --

+ Add different Entry

🔄 Add similar Entry

Continue →

STEP 10

- Add your entry fees by clicking the “+” button next to each fee. Click **“Continue.”**

Fee Items	Amount	Qty	Total
Crafts, Foods, Threads Entry Fee <small>May enter an entry into any of these departments: Foods, Threads, and Crafts with this single fee.</small>	\$10.00	0	\$0.00
Fine Arts - Amateur Entry Fee <small>Per Exhibitor Entry</small>	\$10.00	0	\$0.00
Fine Arts - Professional Entry Fee <small>Per Exhibitor Entry</small>	\$13.00	0	\$0.00
Fine Arts - Youth Entry Fee <small>Youth Exhibitor Entry Fee</small>	\$10.00	0	\$0.00
Woodcarving - Amateur Entry Fee <small>Per Exhibitor Entry</small>	\$10.00	1	\$10.00
Woodcarving - Professional Additional Entry Fee <small>Each Additional Exhibitor Entry</small>	\$3.00	0	\$0.00
Woodcarving Professional Entry Fee <small>Per Exhibitor Entry</small>	\$13.00	0	\$0.00
Youth Equine Entry Fee <small>Entry Fee Per Animal</small>	\$12.00	0	\$0.00
Youth Equine Tack Room Fee <small>Fee Per Tack Room</small>	\$8.00	0	\$0.00
Youth Poultry Entry Fee <small>Entry Fee Per 10 Animals</small>	\$10.00	0	\$0.00
Youth Poultry Participation Fee <small>2023 CWY Youth Poultry Tack Participation Fee</small>	\$10.00	0	\$0.00
Youth Rabbit Entry Fee <small>Entry Fee Per 10 Animals</small>	\$10.00	0	\$0.00

1 →

STEP 12

- Enter your payment information and click **“Continue.”**
- Type **“Yes”** to agree to the terms and conditions in the Exhibitor’s Guidebook, then click **“Submit.”**

Provide Payment Information

Your balance is \$10.00. Please complete the following for your purchase. You will confirm on the next page.

Amount Due \$10.00

Payment Method

Account Number

CW 

Expiration Date

Use my previous address

STEP 11

- Review your entries and fees.
 - Click the “X” to remove something.
 - Click the pencil icon to edit.
 - When everything looks correct, click **“Check Out.”**

button next to the item that you want to remove. To edit an item, click the button.

⚠ You are not finished yet! You will still need to confirm in the upcoming steps.

Item	Description	Amount	Edit	Remove
Mootilda Fairfun's Items:				
Amateur Relief Work	Class: 04 - Miscellaneous Description: A portrait of Apple Jack	\$0.00	<input type="button" value="Pencil"/>	<input type="button" value="X"/>
Woodcarving - Amateur Entry Fee	\$10.00 x 1	\$10.00	<input type="button" value="Pencil"/>	<input type="button" value="X"/>
Total for Mootilda Fairfun with 1 entries		\$10.00		
2 TOTAL ITEMS IN CART:		\$10.00		
BALANCE DUE:		\$10.00		

NEED HELP?

- Contact Sophia at 509.248.7160 x112 or sophias@fairfun.com



PHOTOGRAPHY DEPARTMENT RULES

General Rules

- All photos must be taken by entrant and be suitable for a family show.
- Only work completed within the last year and not previously shown at the Central Washington State Fair is eligible.
- All entries must be a single photo; no collages will be accepted.

Adult Entries

- Prints must be mounted or matted using lightweight mounting board, or mat board, or up to 10mm lamination to be suitable for hanging with Velcro. Due to hanging methods, prints under glass, framed, or with hanging tabs will not be accepted.
- Overall size of exhibit must be at least 8" x 10" and no larger than 11" x 14" (Amateur Only) including matting. If we do not have enough space to hang all of the entered photos, blue ribbon photos will be hung and displayed first.
- Your name, address, phone number and title of print must be on the back of your entry.
- Entries must be classified on entry form.
- All possible care will be taken to safeguard the entries, but no responsibility will be taken for loss or damage.

PLEASE NOTE:

Any art piece using computed generated or created artwork (Artificial Intelligence software or algorithm) MUST be entered into the Fine Arts Generative Art category (Division 214). These art pieces will be display only.

PROFESSIONAL PHOTOGRAPHY DIVISION 230

Class

1. Scenic (Includes agriculture scenes)
2. Children
3. Animal
4. Portrait (Depicting a person)
5. Special Effects (any alteration of the print). No artificial intelligence software or algorithm to be used.
6. Still Life (a close-up of an object other than human or animal or inanimate objects arranged as the subject)
7. Human Interest (Human activities, behavior & expressions or observations of everyday human life)
8. Architecture (Primary emphasis is architectural structures or buildings)
9. Sports

AMATEUR PHOTOGRAPHY DIVISION 231

Class

1. Scenic (Includes agriculture scenes)
2. Children
3. Animal
4. Portrait (Depicting a person)
5. Special Effects (any alteration of the print). No artificial intelligence software or algorithm to be used.
6. Still Life (a close-up of an object other than human or animal or inanimate objects arranged as the subject)
7. Human Interest (Human activities, behavior & expressions or observations of everyday human life)
8. Architecture (Primary emphasis is architectural structures or buildings)
9. Sports

YAKIMA'S FUNNIEST PET PHOTO CONTEST DIVISION 243

Time to show off your pet's character! Take a photo of your favorite pet to show off it's funny side!

- Open to professionals, amateurs and youth
- People's Choice Award: Winning photo will be determined by the public during the ten-day exhibit period of the fair.
- 8"x10" printed color or black and white photo, matted no larger than 11"x14"
- Voting will occur during the 10 days of Fair and winners will be announced on the final day
- \$15.00 Award to the most popular photo!

Class

1. Funniest Pet Photo

AMERICA 250 DIVISION 244

In celebration of the semiquincentennial, please submit any photo that highlights the United States of America. All photos will be in a special display area.

- Open to professionals, amateurs and youth
- People's Choice Award: Winning photo will be determined by the public during the ten-day exhibit period of the fair.
- 8"x10" printed color or black and white photo, matted no larger than 11"x14"
- Voting will occur during the 10 days of Fair and winners will be announced on the final day
- \$75.00 Award to the most popular photo!

Class

1. America 250 Youth
2. America 250 Amateur
3. America 250 Professional

AMATEUR PHOTOGRAPHY SPECIAL AWARD

One Amateur Photography Entry will be selected by the Professional Photographers of Washington State Amateur Award. The recipient will receive complimentary registration for the 2025 Washington Photo Conference. This is a value of \$350.



Check their website for information regarding the conference.
www.ppw.org

PEOPLE'S CHOICE AWARD

A special award of \$15 will be awarded to an outstanding piece of photography chosen by the public during the ten-day exhibit period of the fair.

All professional, adult, and youth class photos are eligible for one winner in each category.



YOUTH PHOTOGRAPHY DEPARTMENT RULES

Please also read the general information, rules, and regulations of the fair.

Youth Entries

- Photos must be lightweight, no frames or glass.
- Print must be mounted or matted using light weight cardboard, mounting board or mat board, to be suitable for hanging with Velcro. Due to hanging method, prints under glass, framed or with hanging tabs will not be accepted.
- Overall size of exhibit must be at least 8" x 10" and no larger than 11" x 14" including matting. Entries will be displayed as room permits. Blue ribbon photos will be hung and displayed first.
- All entries will be judged.

PLEASE NOTE:

Any art piece using computed generated or created artwork (Artificial Intelligence software or algorithm) MUST be entered into the Fine Arts Generative Art category (Division 214). These art pieces will be display only.

Youth can also enter the Funniest Pet (Division 243) and America 250 (Division 244). Information is available at the end of the Amateur Photography section. This is open to all exhibitors.

YOUTH JUDGING INFORMATION

SYSTEM OF JUDGING

Prints will be judged Danish.

Best of Class and Best of Show will be judged American.

PREMIUMS

1st (Blue) - \$3

2nd (Red) - \$1

3rd (White) - Ribbon Only

AWARDS

Best of Show - overall in the Youth Dept

\$10.00 & a rosette

Best of Class

\$5.00 & a rosette

YOUTH PHOTOGRAPHY

DIVISION 240: 3RD - 5TH GRADE

DIVISION 241: 6TH - 8TH GRADE

DIVISION 242: 9TH - 12TH GRADE

Class

1. Scenic (Includes agriculture scenes)
2. Children
3. Animal
4. Portrait (Depicting a person)
5. Special Effects (any alteration of the print). No artificial intelligence software or algorithm to be used.
6. Still Life (a close-up of an object other than human or animal or inanimate objects arranged as the subject)
7. Human Interest (Human activities, behavior & expressions or observations of everyday human life)
8. Architecture (Primary emphasis is architectural structures or buildings)
9. Sports