

**Wyoming's Big Show, The Sweetwater County Fair  
2022 Tentative Schedule 5.4.22**

**Tuesday July 27**

<b>9:00 AM</b>	4-H Fashion Review	Small Hall
<b>9:00 AM – 12:00 PM</b>	4-H Static Exhibit Judging *Crocheting, Knitting, Quilting, Food, Nutrition & Preservation, Fashion & Fabric	Small Hall
<b>2:00 PM - 6:00 PM</b>	4-H Static Exhibit Judging Leadership, Non-Live Projects, Pocket Pets, Cloverbud Projects	Small Hall

**Saturday**

<b>1:00 PM – 5:00 PM</b>	Midway & Concession Move In Exhibit Hall Booth Setup Open Class & FFA Static Entries Accepted	Midway & Tents
--------------------------	---	----------------

**Sunday**

<b>9:00 AM – 12:00 PM</b>	4-H/FFA Horse ID Check In - <b><u>Required Today Only</u></b>	Indoor Arena
<b>9:00 AM – 7:00 PM</b>	Booth & Concession Move In Open Class & FFA Static Entries Accepted	Exhibit Hall, Midway & Tents Exhibit Hall
<b>9:00 AM</b>	Open Horse Showmanship & Halter	Indoor Arena
<b>11:00 AM</b>	Open Horse Leadline, Western Pleasure & Equitation 4-H/FFA Programmed Ride, Hunter Under Saddle & Hunt Seat Eq. Open Mini Halter, Obstacle In Hand & Jumping, Open Trail	Indoor Arena Indoor Arena

**Monday**

<b>7:00 AM - 10:00 AM</b>	4-H/FFA Swine Weigh In	Scales in Indoor Arena
<b>9:00 AM</b>	4-H/FFA Horse Showmanship, Halter, Western Pleasure Western Horsemanship, Ranch Riding, Western Riding, , Mini Halter, Mini Showmanship, Obstacle In Hand & Jumping Open & FFA Class Static Exhibit Judging	Indoor Arena Exhibit Hall
<b>9:00 AM – 7:00 PM</b>	Booth & Concession Move In	Midway & Tents
<b>5:00 PM - 8:00 PM</b>	4-H/FFA Swine Weigh In	Scales in Indoor Arena
<b>6:00 PM</b>	Open & 4-H/FFA Horse Free Style Reining (open only) & Reining	Indoor Arena
<b>7:00 PM</b>	4-H Cat Show	Small Hall

**Tuesday**

**Sponsored by Commerce Bank of Wyoming**

<b>8:00 AM - 10:00 AM</b>	Open & 4-H/FFA Rabbit Check In	Small Hall
<b>9:00 AM - 10:00 AM</b>	4-H/FFA Sheep & Goat Weigh In	Scales in Indoor Arena
<b>9:00:00 AM - 12:00 PM</b>	Booth & Concession Move In	Exhibit Hall, Midway & Tents
<b>10:00 AM - 11:00 AM</b>	4-H/FFA Steer Weigh In 4-H/FFA Horse Barrel Race, Pole Bending, Flag Race, Goat Tying, Breakaway Roping, Team Roping	Scales in Indoor Arena Indoor Arena
<b>11:00 AM</b>	Open & 4-H/FFA Rabbit Show	Small Hall
<b>12:30 PM</b>	Main Gates, Exhibit Hall & Midway Open	Grounds
<b>2:00 PM</b>	Open & 4-H/FFA Poultry Show	Small Hall
<b>3:00 PM</b>	Open & 4-H/FFA Miniature Costume Class	Indoor Arena
<b>5:00 PM</b>	Open Horse Barrel Race, Pole Bending & Flag Race	Indoor Arena
<b>6:00 PM</b>	Brown's Amusement Carnival	Carnival

**Wednesday**

**Sponsored by Kelly's Convenience Centers**

<b>8:00 AM</b>	4-H/FFA Swine Showmanship & Market Classes	Indoor Arena
----------------	--	--------------

<b>10:30 AM</b>	Main Gates, Exhibit Hall & Midway Open	Grounds
<b>12:00 PM- 11:00 PM</b>	Brown's Amusement Carnival Pay On Price \$20 from 12 pm to 5 pm	Carnival special
<b>4:00 PM</b>	4-H/FFA Sheep Showmanship & Market Classes followed by the 4-H/FFA Goat Showmanship & Market Classes Wool Judging	Indoor Arena Indoor Arena Sheep Barn
<b><u>Thursday</u></b>		
<b>10:00 AM</b>	4-H/FFA Beef Showmanship & Market Classes	Indoor Arena
<b>10:30 AM</b>	Main Gates, Exhibit Hall & Midway Open	Grounds
<b>5:00 PM-12:00 PM</b>	Brown's Amusement Carnival Buddy Special, Buy One Get One, 5 pm to 7 pm	Carnival Special
<b>5:30 PM</b>	Team Roping	Indoor Arena
<b>6:00 PM</b>	4-H Dog Agility & Rally	Grass Area
<b><u>Friday</u></b>		
<b>8:00 AM</b>	4-H Dog Showmanship, Obedience & Confirmation	Grass Area
<b>10:30 AM</b>	Main Gates, Exhibit Hall & Midway Open	Grounds
<b>2:00 PM</b>	4-H/FFA Working Cow Horse	Indoor Arena
<b>4:00 PM – 9:00 PM</b>	Premium Payout	Exhibit Hall Information Desk
<b>4:00 PM- 12:00 PM</b>	Brown's Amusement Carnival	Carnival
<b>6:00 PM</b>	4-H/FFA Herdsmanship Winners - Ice Cream Social	Small Hall
<b>6:00 PM</b>	Team Penning	Indoor Arena
<b><u>Saturday</u></b>		
<b>7:00 AM</b>	Livestock release(any animal not used for sale purpose)	Indoor Arena
<b>9:00 AM</b>	4-H/FFA State Fair Meeting - <b><u>Mandatory</u></b>	Small Hall
<b>10:00 AM</b>	Team Sorting	Jackpot Arena
<b>10:30 AM</b>	Main Gates, Exhibit Hall & Midway Open	Grounds
<b>11:00 AM</b>	Rotary Kid's Dog Show	West Tent
<b>12:00 PM – 9:00 PM</b>	Premium Payout	Exhibit Hall Information Desk
<b>12:00 PM</b>	Livestock Auction Buyer's BBQ 4-H/FFA Buckle Presentations	Indoor Arena Indoor Arena
<b>1:00 PM- 12:00 AM</b>	Brown's Amusement Carnival	Carnival
<b>2:00 PM</b>	Livestock Auction	Indoor Arena
<b><u>Sunday</u></b>		
<b>8:00 AM – 12:00 PM</b>	4-H/FFA Exhibit Release	Small Hall
<b>9:00 AM – 12:00 PM</b>	Premium Payout Open Exhibit Release	Exhibit Hall Information Desk Exhibit Hall

### **Open Class Payment of Premiums**

Premium money will be paid in cash upon presenting proper identification at the information desk window located at the EXHIBIT HALL. Premium payouts will follow the below schedule:

Friday, 5:00 pm to 8:00 pm

Saturday, 12 noon to 8:00 pm

Sunday, 9:00 am to 2:00 pm.

Please pick-up premium money at the fair as money will not be sent out after the fair. **The deadline for claiming premiums is August 7, 2022.** All premiums not picked up by the deadline will be forfeited.

Premium amounts offered by the Fair cannot be changed nor will extra premiums be awarded by the Board. In the event there is no competition in a class or lot, the judge shall determine what classification the entry would be able to make in the face of competition, prize money and ribbon to be awarded.

### **Awards**

Only First and Second Place winners in each class will be eligible to compete in Championship classes. Only Grand Champion and Reserve champion ribbons will be awarded. No cash awards will be awarded in classes unless specified in the premium list. No Grand Champion or Reserve Champion rosettes or trophies will be awarded in divisions unless there are three or more entries in each class.

**Awards will be given out to qualified winners only. Color of Awards will be as follows:**

Grand Champion	Purple Rosette
Reserve Grand Champion	Lavender Rosette
First Place	Blue Ribbon
Second Place	Red Ribbon
Third Place	White Ribbon
Fourth Place	Pink Ribbon
Fifth Place	Yellow Ribbon
Sixth Place	Green Ribbon

### **Protests**

Should a conflict arise; exhibitors can submit an official protest to the Events Complex staff. All protests shall be in writing detailing the complaint. Events Complex staff will meet with the supervisor and judge for review of the protest and decide. That decision will be final.

### **Fair Store**

RV spaces, horse stalls and admission tickets may be purchased online at [www.sweetwaterevents.com](http://www.sweetwaterevents.com). The fair store opens at 8 a.m. on May 1<sup>st</sup> and RV spaces & stalls are assigned in the order received.

### **A Word to Our Patrons**

The Sweetwater County Fair is grateful for the cooperation and participation which is regularly received from the many friends throughout this area. Your suggestions for the betterment of our Fair will always be given careful consideration. We appreciate your patronage, and we will always do our best to deserve it.

**2022 Horse Events**  
**Tentative Class Schedule**

Events will be in the Indoor Arena unless otherwise noted. Classes will run in the order listed.

**ALL HORSE ENTRIES ARE DUE FRIDAY, JULY 29<sup>TH</sup> AT 5 P.M.**

**Sunday**

**9:00 am-1:00 pm**     **4H/FFA Horse Check In – Required**  
**Open Horse Performance Show & 4-H/FFA English Classes**  
**9:00 a.m.**             Showmanship & Halter  
4-H/FFA Programmed Ride, Hunter Under Saddle & Hunt Seat Equitation  
**11:00 a.m.**             Lead line, Western Pleasure, Western Equitation,  
Mini Show–Miniature Halter, Miniature Obstacle in Hand, Miniature Jumping  
**4H/FFA/Open Trail-Double Judged Classes**

**Monday**

**9:00 a.m.**             **4H/FFA Horse Performance Show**  
Showmanship, Halter, Western Pleasure, Western Horsemanship, Western Riding, Ranch  
Riding, Miniature Halter, Miniature Showmanship, Miniature Obstacle in Hand,  
Miniature Jumping  
**6:00 p.m.**             **Open & Youth Horse Performance Show –**  
Free Style (Open) Reining & Open 4H/FFA Reining- **Double Judged**

**Tuesday**

**11:00 a.m.**             **4H/FFA Horse Show Speed Events**  
Barrel Race, Pole Bending, Flag Race, Goat Tying, Breakaway Roping, Team Roping  
  
**5:00 p.m.**             **Open Horse Show**  
Miniature Costume Class\*\* (Youth & Open, Double Judged)  
**6:00 p.m.**             Barrel Race, Pole Bending, Flag Race

**Thursday**

**5:30 p.m.**             **Sweetwater Team Roping**  
Team Roping

**Friday**

**2:00 p.m.**             **4-H/FFA Working Cow Horse**  
Youth Cow Horse

**6:00 p.m.**             **Sweetwater Ranch Sort Club**  
Team Penning

**Saturday**

**10:00 a.m.**             **Sweetwater Ranch Sort Club – Jackpot Arena**  
Team Sorting/4H-FFA Team Sorting  
**12:00 p.m.**             All Around Awards Presentation Horse 4H/FFA/Open

### Code of Conduct

- ✓ The horse department supervisor and judges reserve the right to interpret rules and regulations and to settle and determine all matters, questions, and differences.
- ✓ Direct criticism or interference with the judge, fair/show management, other exhibitors, or show officials before, during, or after the competitive event is prohibited. All judges, fair/show management, or other show officials shall be treated with courtesy, cooperation and respect and no person shall direct abusive or threatening conduct toward them.
- ✓ Unsportsmanlike conduct will not be tolerated, and the offending exhibitor will forfeit premiums and may immediately be dismissed from the class, show and/or fairgrounds.
- ✓ Participants, judges, and clerks are the only people permitted inside the arena once the show begins. Entering the ring or causing an interruption of the show may result in disqualification and/or eviction from the grounds.
- ✓ After a class has been placed and the judge's card has been signed the class cannot be re-run. The judge's decision is final.

## General Horse Show Rules & Regulations

Contestants must register on-line at [www.sweetwaterevents.com](http://www.sweetwaterevents.com). Registration can also be completed at a computer terminal located at the Fair Office. Telephone entries will not be accepted. NO REFUNDS OF ENTRY FEES. For further information, call 352-6789 ext. 100.

1. **ALL HORSE ENTRIES ARE DUE FRIDAY, JULY 29<sup>TH</sup> AT 5 P.M.**
2. **STALLS:** Reserve stalls by contacting the 4-H office if you participate in youth events or by calling the Events Complex at 307-352-6789 if you are an open exhibitor. Stalls are free but exhibitors must clean them before premiums will be released. Shavings are not provided; facility has bagged shaving for purchase on grounds. Stalls will be available for renters beginning Saturday, July 30th at 12:00 p.m. Stalls must be cleaned daily and upon check out. All material should be disposed of on the east end of the shed rows. Any horse found in a stall not assigned will be removed from the show and will forfeit prizes won.
3. **SPECIAL EVENTS:** Team Sorting, Team Penning, Team Roping are special events. Information or promoters contact details are included in this handbook.
4. **YOUTH CLASSES:** All youth must compete with proper fitting saddle and tack. Participant must be 19 years of age or older to show any stallion in any classes.
5. **BIRTHDAY:** Birth date is required on all entries to qualify. Age divisions are categorized according to age as of January 1st of current year for contestants and horses. Birth date of horse required on all halter entries.
6. **ENTERING:** No horse may be entered in any class more than once. Contestants may enter individual events on more than one horse, excluding reining and trail.
7. **JUDGING:** To qualify for judging, each contestant must appear wearing the correct number, plainly visible. Any horse not in the ring after the gates are closed for his class shall be refused to that class. One-minute maximum waiting period. The show will refer to the following resources: AQHA, AMHR, etc. Judge's decision in all events is final. Judge or committee will NOT review video footage to adjust.
8. **ATTIRE:** Western attire must be worn in all western classes. This includes a western hat (or helmet), long sleeved shirt or blouse and cowboy boots.
9. **WARM-UP:** Horse exhibitors are instructed not to ride or exercise their horse through or around any of the other livestock barns. Adequate exercise areas, away from crowds and other livestock barns, are provided.

10. **DISEASE:** Any horse with disease will be asked to leave the Fairgrounds.
11. **HORSES** must have proper brand inspection to move across county and/or state lines.
12. **RIGHT OF REFUSAL:** The Sweetwater County Fair Board reserves the right to reject anyone or any animal at any time for disrespect of the rules, rough treatment of animals, or any other reason they deem reasonable without being held liable for compensation or damages. Discrepancy of rules will be reviewed by supervisor and could result in disqualification. Contestants may be removed from competition if they exhibit an inability to control their animal and present a threat to the safety of themselves or other contestants.
13. **PARKING:** All trucks and trailers are to be parked in the area provided North of the Indoor Arena or East of the covered horse stalls.
14. **LEADLINE & WALK TROT:** Riders competing in **LEADLINE** must be 6 years or under. Horse must be led by a responsible person 18 years or older and child must compete in proper fitting tack, judged at a walk. Riders competing in **WALK TROT** classes are only eligible for walk trot classes halter & showmanship. If a horse breaks gate in walk trot classes, for more than 3 strides the contestant will be disqualified. Walk Trot contestants cannot be led by person on ground.
15. **FREESTYLE REINING RULES:**

Reining maneuvers originated from moves that a cow horse must use in performing its duties and have been refined to the high level of competition existing today. Freestyle Reining not only provides an opportunity to use these maneuvers creatively, but also to expand them to music by means of choreography. Riders are encouraged to use musical scores which permit them to show the athletic ability of the horse in a crowd appealing way. NRHA rules will apply except where the following rules preempt the same.

REQUIRED MANEUVERS will be defined as follows

- A minimum of 4 consecutive spins to the right
- A minimum of 4 consecutive spins to the left
- A minimum of 3 stops
- A minimum of 1 lead change at the canter from right to left
- A minimum of 1 lead change at the canter from left to right

Exhibitors will only be judged astride. Exhibitors are allowed to use two hands (as well as one or no hands) and any bit approved by the NRHA rule book, including snaffle bits and bosals approved for use in the Snaffle Bit or Hackamore classes. Failure to complete all the required maneuvers or failure to complete the pattern within the time limit will result in a no score. Additional maneuvers and additional repetitions of required maneuvers are appropriate in the freestyle classes.

**TIME LIMIT is a maximum of 4 minutes.** The time limit will be from the beginning of the music or from the beginning of the introduction (whichever comes first) and will end with the music.

COSTUMES are permitted but not required. Emphasis is placed on performing the reining maneuvers to music. PROPS are permitted but at no time may hinder the judges' view of the horse. The use of props will not add to the score.

**FREESTYLE MUSIC** download fee is \$3.00 per contestant music selection must be to SWEC no later than Saturday July 30. Music can be emailed to [slux@sweetwaterevents.com](mailto:slux@sweetwaterevents.com) to be downloaded and money to Shae Lux for download fee.

16. **PROTESTS:** Should a conflict arise regarding entries or qualifications; exhibitors can submit an official protest to Events Complex staff. All protests shall be in writing detailing the complaint. Events Complex staff will meet with the department supervisor and judge for review of the protest and decision. That decision will be final. As far as results, the judge's decision in all events is final. Judge or committee will NOT review video footage to adjust.

**17. ALL AROUND HORSE AWARD – Buckles to Champion & Reserve Champion**

Presented based on points accumulated by Horse & Rider as a team participating in Reining, Western Pleasure, Western Equitation, Barrel Racing, Pole Bending, Flag Race, Trail, and Showmanship.

Contestant/Horse must participate in 1 Performance class & 1 speed event class to qualify for All Around Horse Award. Walk Trot All Around Classes are western pleasure, trail, barrel race, pole bending, flag race. In the case of a tie the tie breaker will be western pleasure.

First Place- 6 points

Second Place- 5 points

Third Place- 4 points

Fourth Place- 3 points

Fifth Place- 2 points

Sixth Place- 1 point

- 18. DOUBLE SHOW CLASSES** – Classes with a class number in both the open & 4-H/FFA column will be double judged. Both classes will run concurrently. Ribbons, awards, and premiums will be awarded for both the open and 4-H/FFA classes. For 2022 these include 4H/FFA/Open Reining, & 4H/FFA/Open Trail

**Awards**

Open class entries will be placed as First through Sixth unless otherwise specified. See division information for details on ribbons, trophies, awards, etc.

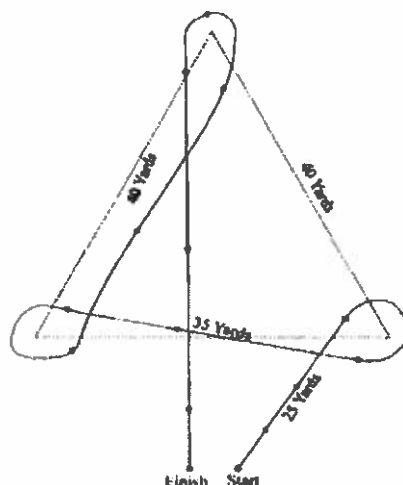
**Awards, Rosettes, Ribbons & Premiums**

Place	Premium
1 <sup>st</sup> Place	\$12
2 <sup>nd</sup> Place	\$10
3 <sup>rd</sup> Place	\$8
4 <sup>th</sup> Place	\$6
5 <sup>th</sup> Place	\$4
6 <sup>th</sup> Place	\$2



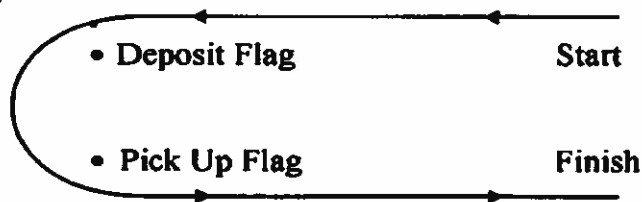
## Barrel Racing Rules

1. The contestant is allowed a running start. Timing shall begin and end as soon as the horse's nose reaches the electric eye.
2. At the signal from the starter or timer, the contestant will go to barrel number 1 passing to the right of this barrel, complete a 360-degree turn, then on to barrel 2, this time passing to the left where another 360-degree turn is completed.
3. As soon as the turn is completed around barrel 3, the contestant sprints the horse to the finish line where the timers stop.
4. This barrel course may also be run to the left. For example, the contestant will start to barrel number 2, turning to the left around this barrel, then to barrel number 1, turning to the right, then to barrel 3, turning again to the right, followed by a sprint to the finish line.
5. Knocking over a barrel will be a 5 second penalty. Breaking the pattern will be a no time.



## Flag Race Rules

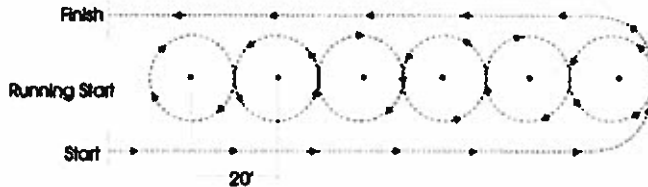
1. Time limit: 1 minute
2. Five-gallon buckets set on 55-gallon barrels.
3. Buckets must be filled at least 2/3 full of whole oats.
4. Flags should be 14" long with at least 7" at bottom to stick in oats.
5. Contestant may run course from the right or left. In either case, bucket on first barrel is empty; bucket on second barrel contains flag.
6. Contestant is given #1 flag prior to or upon entering the arena. When timers and flagger are ready, contestant goes to 1st barrel which holds a 5-gallon bucket and deposits #1 flag into the bucket; then proceeds to 2nd barrel on top of which there is a 5-gallon bucket with #2 flag and retrieves the flag and continues to the finish line.
7. Barrels (2) will be set on the Barrel Racing Lasers
8. Barrels placed no less than 25 feet apart.
9. Contestant will be disqualified for:
  - Circling around barrel.
  - Knocking over bucket or barrel.
  - Crossing finish line without flag.
  - Using flag as a whip.
  - Flag not remaining in first bucket.
  - Anytime a contestant dismounts to retrieve a dropped flag from ground while being timed.





### **Pole Bending Rules**

- **SECTION 1:** There shall be six poles set in a straight line twenty-one feet apart. The starting line shall be twenty-one feet in front of the number one pole. This line shall also be the finish line.
- **SECTION 2:** Horses shall face the poles at the starting line. At a given signal, riders shall run horses to number six pole, turn and bend back through poles, pivot number one pole and bend back to number six pole, pivot horse and race to finish line.
- If rider should knock a pole down, he or she will be penalized five seconds for each pole. The rider shall continue course. Breaking the pattern will result in a no time.



### **Mini Class Rules**

Refer to AMHR rules.

### **Showmanship Rules**

The showmanship class shall be judged strictly on the exhibitor's ability to fit and show a horse at halter. Judging techniques and procedures will vary according to individual judge's preference, judge's decisions will be final. The ideal showmanship performance consists of a poised, confident, neatly attired exhibitor leading a well-groomed and conditioned horse that quickly and efficiently performs the requested pattern with promptness, smoothness, and precision.

### **Western Performance Rules**

1. **Equipment:** Horses shall be shown with a stock saddle, but silver equipment will not count over a good working outfit.
  - **Bits:** Horses 5 years old and younger may be shown in a snaffle bit, hackamore (bosal), curb bit, half-breed, or spade bit
  - Horses six years old and older may only be shown in a curb bit, half-breed, or spade bit.
  - A snaffle bit shall mean the conventional O-ring, egg-butt, or D-ring. A snaffle bit must be shown with both hands.
  - A hackamore (bosal) shall mean the use of a flexible, braided rawhide or leather, rope bosal, the core of which may be either rawhide or flexible cable.
  - A curb bit shall be referred to as a solid or broken mouthpiece, has shanks and acts with leverage. When a curb bit is used, a curb strap or curb chain is required, but must meet the approval of the judge, be at least one-half inch in width and lie flat against the jaw of the horse.
  - Mechanical Hackamores are not permitted. Slip or gag bits and donut and flat polo mouthpieces are also not acceptable.
2. For more information regarding bits, bosals, etc. please refer to Western Equipment in the current AQHA book.
3. **Attire:** Riders must wear western hat or helmet, long sleeve shirt or blouse, and cowboy boots. The use of spurs, chaps or similar gear is optional.
4. The use of stallions as pleasure horses will be permitted; however, the judge may order any horse or person from the competition for bad conduct of one or both. No contestant under 19 will be allowed to show a stallion in any class.
5. Riders competing in walk trot classes are only eligible for walk trot classes. If a horse breaks gate in walk trot classes of 3 or more strides the contestant will be disqualified.
6. Any question on technique or style should be addressed to show management prior to showing. Show management and judge's decisions being final.

## **Team Roping**

**Thursday, August 4<sup>th</sup> at 5:30 pm**  
**Indoor Arena**

**Produced by Chad Espenscheid**  
**(307) 231-2389**

## **Team Penning & Sorting**

**Penning – Friday, August 5<sup>th</sup> Indoor Arena**

**Enter at 5:30 pm, Start at 7:00 pm**

**Sorting – Saturday, August 6<sup>th</sup> Jackpot Arena**

**Enter at 9:00 am, Start at 10:00 am**

**Produced by Sweetwater Ranch Sort Club**  
**Contact Robin Fletcher, 307-389-1274 for rules and details.**

**2022 Sweetwater County fair**  
**OPEN/4-H/FFA Wyoming Big Show Horse Show Schedule**  
**(April 28, 2022, tentative)**

**SUNDAY, JULY 31**

**9 am-1 pm**

**4-H/FFA HORSE CHECK-IN-MANDATORY**

**9 am**

Open Showmanship

Open Halter

**Open Class Horse Show**

NORTH RING: 10 & under, Adult

SOUTH RING: 11-13, 14-18

NORTH RING: stallions will show by themselves followed by geldings

SOUTH RING: mares

**Short break to put up chain for programmed ride-full ring**

**Following Halter-4-H/FFA Programmed Ride, Hunter Under Saddle, Huntseat Equ**

4-H/FFA Programmed Ride

FULL RING: 10 & under (loping), 11-13, 14-18

**Short break to pick up letters and chain (reset cones in middle to divide arena)**

4-H/FFA Hunter Under Saddle/Hunt Seat Equitation

NORTH RING 10 & under (loping), 11-13

SOUTH RING 14-18

**Break for clothes and tack change**

Open Leadline

NORTH RING: Leadline run by itself

Open Western Pleasure

SOUTH RING: Walk Trot (following lead line)\*\*

Open Western Pleasure/Equ

NORTH RING: 10 & Under (loping), Adult

Open Western Pleasure/Equ.

SOUTH RING: 11-13, 14-18

Open Mini Show\*\*

NORTH RING: Halter (stallions, geldings, mares)\*\*

Following halter, Obstacle in Hand

SOUTH RING: Obstacle in Hand 10 & under, 11-13, 14-18, Adult\*\*

Following Obstacle in Hand, Jumping\*\*

NORTH RING: Mini Jumping 10 & under, 11-13, 14-18, Adult\*\*

4-H/FFA & Open Trail

SOUTH RING: **DOUBLE JUDGED**

Walk Trot 10 & under, 10 & Under (loping), 11-13, 14-18, Adult

**MONDAY, AUG 1**

**9 am**

**4H/FFA Showmanship, Halter, Performance, Mini Show**

Showmanship

NORTH RING: Intermediate (11-13)

SOUTH RING: FFA, Senior (14-18)

\*\*\*Junior 8-10 Showmanship will follow in ring that finishes first

Halter

NORTH RING: Quarter Horses

SOUTH RING: Any Other Breed

\*\*\*geldings will show first, then mares\*\*\*

Performance

NORTH RING: Western Pleasure -SR (14-18), Int (11-13), JR (8-10), Walk Trot\*\* (8-10)

(Could split ring)

Western Horsemanship - SR (14-18), Int (11-13), JR (8-10)

Western Riding- SR (14-18), Int (11-13), JR (8-10)

Ranch Riding- SR (14-18), Int (11-13), JR (8-10)

\*\*\*hoof black and fake tails allowed (no fake tails at WSF)\*\*\*

Mini Horse Show\*\*

NORTH RING: Halter\*\* (geldings then mares)

Showmanship\*\*- SR (14-18), Int (11-13), JR (8-10)

SOUTH RING: Mini Obstacle in Hand\*\*- SR (14-18), Int (11-13), JR (8-10)

NORTH RING: Mini Jumping\*\*- SR (14-18), Int (11-13), JR (8-10)

6 pm

NORTH RING: Open Freestyle Reining-10 under, 11-13, 14-18, adult 19+

4-H/FFA/Open Reining (**DOUBLE JUDGED**)-10 & under, 11-13, 14-18, Adult 19+

**TUESDAY, AUG 2**

**11 am**

Timed Events

**4-H/FFA Timed Events**

Barrel Race, Pole Bending, Flag Race-  
SR (14-18), Int (11-13), JR (8-10), Walk Trot (8-10)  
Goat Tying- SR (14-18), Int (11-13),  
Breakaway Roping-SR (14-18)  
Team Roping-SR (14-18)

**5 pm**

**Mini Costume Class**

4-H/Open **DOUBLE JUDGED** Mini Costume Class\*\*  
10 Under, 11-13, 14-18, Adult 19+

**6 pm**

**Open Timed Events**

Barrel Race, Pole Bending, Flag Race  
Walk Trot 10 & under, 10 & under (loping), 11-13, 14-18, Adult  
19+

**FRIDAY, AUG 5**

**2 pm**

4-H/FFA Working Cow Horse  
SR (14-18), Boxing only-Int (11-13)\*\*

**SATURDAY, AUG 6**

**10 am**

OPEN/4-H/FFA Team Sorting-  
SR (14-18)

**12 pm**

4-H/FFA and Open Class All-Around Awards Presentation

**Sunday Horse Class Schedule BEGIN 9 AM**

	Open	4-H/FFA	<b>ENTRIES FOR SUNDAY CLOSE SATURDAY AT 12:00 PM</b>
	Class #	Division/Class #	Class Name
<b>9:00 AM</b>	4		Showmanship, 19 & Over
	3		Showmanship, 14-18
	2		Showmanship, 11-13
	1		Showmanship, 10 & Under
	5		Halter, Stallion, 3 and under, all breeds
	6		Halter, Stallion, 4 and over, all breeds
	7		Halter, Gelding, 3 and under, all breeds
	8		Halter, Gelding, 4 and over, all breeds
	9		Halter, Mare, 3 and under, all breeds
	10		Halter, Mare, 4 and over, all breeds
	**	1608/146	Youth Programmed Ride 14-18
	**	1608/162	Youth Programmed Ride 11-13
	**	1608/174	Youth Programmed Ride 10 & Under (Loping)
	**	1608/144	Youth Hunter Under Saddle 14-18
	**	1608/160	Youth Hunter Under Saddle 11-13
	**	1608/172	Youth Hunter Under Saddle 10 & Under (Loping)
	**	1608/145	Youth HuntSeat Equitation 14-18
	**	1608/161	Youth Huntseat Equitation 11-13
	**	1608/173	Youth Huntseat Equitation 10 & Under (Loping)
<b>11:00 AM</b>	11		Leadline 6 & Under
	12		Western Pleasure, 10 & Under, Walk Trot
	13		Western Pleasure, 10 & Under (Loping)
	14		Western Pleasure, 11-13
	15		Western Pleasure, 14-18
	16		Western Pleasure, 19 & Over
	17		Western Equitation, 10 & Under (Loping)
	18		Western Equitation, 11-13
	19		Western Equitation, 14-18
	20		Western Equitation, 19 & Over
	21		Halter, Mini or Pony Stallion (48" or Under)
	22		Halter, Mini or Pony Gelding (48" or Under)
	23		Halter, Mini or Pony Mare (48" or Under)
	24		Mini Obstacle In Hand, 10 & Under (48" or Under)
	25		Mini Obstacle In Hand, 11-13 (48" or Under)
	26		Mini Obstacle In Hand, 14-18 (48" or Under)
	27		Mini Obstacle In Hand, 19 & Over (48" or Under)
	28		Mini Jumping (In Hand), 10 & Under (48" or Under)
	29		Mini Jumping (In Hand), 11-13 (48" or Under)
	30		Mini Jumping (In Hand), 14-18 (48" or Under)
	31		Mini Jumping (In Hand), 19 & Over (48" or Under)
			<b>TRAIL IS DOUBLE JUDGED</b>
	32	1608/205	Trail 10 & Under Walk Trot
	33	1608/180	Trail, 10 & Under (Loping)
	34	1608/168	Trail, 11-13
	35	1608/152	Trail, 14-18
	36		Trail, 19 & Over

**Monday Horse Class Schedule Youth & Open DOUBLE JUDGED**

	Open	4-H/FFA	
	Class #	Division/Class #	Class Name
9:00 AM		1608.5/04	Showmanship, 14-18--FFA
		1608.5/01	Showmanship, 14-18--4H
		1608.5/02	Showmanship, 11-13
		1608.5/03	Showmanship, 10 & Under
		1607/11	Halter, Gelding, 3 and under, all other breeds
		1607/12	Halter, Gelding, 4 and over, all other breeds
		1607/9	Halter, Mare, 3 and under, all other breeds
		1607/10	Halter, Mare, 4 and over, all other breeds
		1607/07	Halter, Gelding, 3 and under Quarter Horse
		1607/08	Halter, Gelding, 4 and over Quarter Horse
		1607/05	Halter, Mare, 3 and under Quarter Horse
		1607/06	Halter, Mare, 4 and over Quarter Horse
		1608/148	Western Pleasure, 14-18
		1608/164	Western Pleasure, 11-13
		1608/176	Western Pleasure, 10 & Under (Loping)
		1608/204***	Western Pleasure, 10 & Under, Walk Trot
		1608/149	Western Horsemanship, 14-18
		1608/165	Western Horsemanship, 11-13
		1608/177	Western Horsemanship, 10 & Under (Loping)
		1608/147	Ranch Riding, 14-18
		1608/163	Ranch Riding, 11-13
		1608/175	Ranch Riding, 10 & Under (Loping)
		1608/150	Western Riding, 14-18
		1608/166	Western Riding, 11-13
		1608/178	Western Riding, 10 & Under (Loping)
		1607/03	Halter, Mini or Pony Gelding 3 & Under (48" or Under)
		1607/04	Halter, Mini or Pony Gelding 4 & Over (48" or Under)
		1607/01	Halter, Mini or Pony Mare 3 & Under (48" or Under)
		1607/02	Halter, Mini or Pony Mare 4 & Over (48" or Under)
		1608/190	Mini Showmanship, 14-18 (48" or Under)
		1608/195	Mini Showmanship, 11-13 (48" or Under)
		1608/199	Mini Showmanship, 10 & Under (48" or Under)
		1608/188**	Mini Jumping (In Hand), 14-18 (48" or Under)
		1608/193**	Mini Jumping (In Hand), 11-13 (48" or Under)
		1608/197**	Mini Jumping (In Hand), 10 & Under (48" or Under)
		1608/187**	Mini Obstacle (In Hand), 14-18 (48" or Under)
		1608/192**	Mini Obstacle (In Hand), 11-13 (48" or Under)
		1608/196**	Mini Obstacle (In Hand), 10 & Under (48" or Under)
6:00 PM	37		Free Style Reining, 10 & Under (Loping)
	38		Free Style Reining, 11-13
	39		Free Style Reining, 14-18
	40		Free Style Reining, 19 & Over
			<b>REINING IS DOUBLE JUDGED</b>
	41	1608/179	Reining, 10 & Under (Loping)
	42	1608/167	Reining, 11-13
	43	1608/151	Reining, 14-18
	44		Reining, 19 & Over

### **Tuesday Horse Class Schedule**

	<b>Open</b>	<b>4-H/FFA</b>	
	<b>Class #</b>	<b>Division/Class #</b>	<b>Class Name</b>
<b>11:00 AM</b>		1608/153	Barrel Race, 14-18
		1608/169	Barrel Race, 11-13
		1608/181	Barrel Race, 10 & Under (Loping)
		1608/206**	Barrel Race, 10 & Under – Walk Trot**
		1608/154	Pole Bending, 14-18
		1608/170	Pole Bending, 11-13
		1608/182	Pole Bending, 10 & Under (Loping)
		1608/207**	Pole Bending, 10 & Under – Walk Trot**
		1608/200**	Flag Race, 14-18**
		1608/201**	Flag Race, 11-13**
		1608/203**	Flag Race, 10 & Under**
		1608/208**	Flag Race, 10 & Under – Walk Trot**
		1608/159	Goat Tying, 14-18
		1608/171	Goat Tying, 11-13
		1608/156	Breakaway Roping, 14-18
		1608/158	Team Roping, 14-18

			<b>MINI COSTUME CLASS IS DOUBLE JUDGED</b>
<b>5:00 PM</b>	45	1608/198**	Mini Costume Class (In Hand) 10 & Under** (48" or Under)
	46	1608/194**	Mini Costume Class (In Hand) 11-13** (48" or Under)
	47	1608/189**	Mini Costume Class (In Hand) 14-18** (48" or Under)
	48		Mini Costume Class (In Hand) 19 & Over (48" or Under)

<b>6:00 PM</b>	49		Barrel Race, 10 & Under – Walk Trot
	50		Barrel Race, 10 & Under (Loping)
	51		Barrel Race, 11-13
	52		Barrel Race, 14-18
	53		Barrel Race, 19 & Over
	54		Pole Bending, 10 & Under – Walk Trot
	55		Pole Bending, 10 & Under (Loping)
	56		Pole Bending, 11-13
	57		Pole Bending, 14-18
	58		Pole Bending, 19 & Over
	59		Flag Race, 10 & Under--Walk Trot
	60		Flag Race, 10 & Under (Loping)
	61		Flag Race, 11-13
	62		Flag Race, 14-18
	63		Flag Race, 19 & Over

### **Friday Horse Class Schedule**

	<b>Open</b>	<b>4-H/FFA</b>	
<b>2:00 PM</b>		1608/155	Working Cow Horse, 14-18
		1608/171.5**	Working Cow Horse, 11-13**

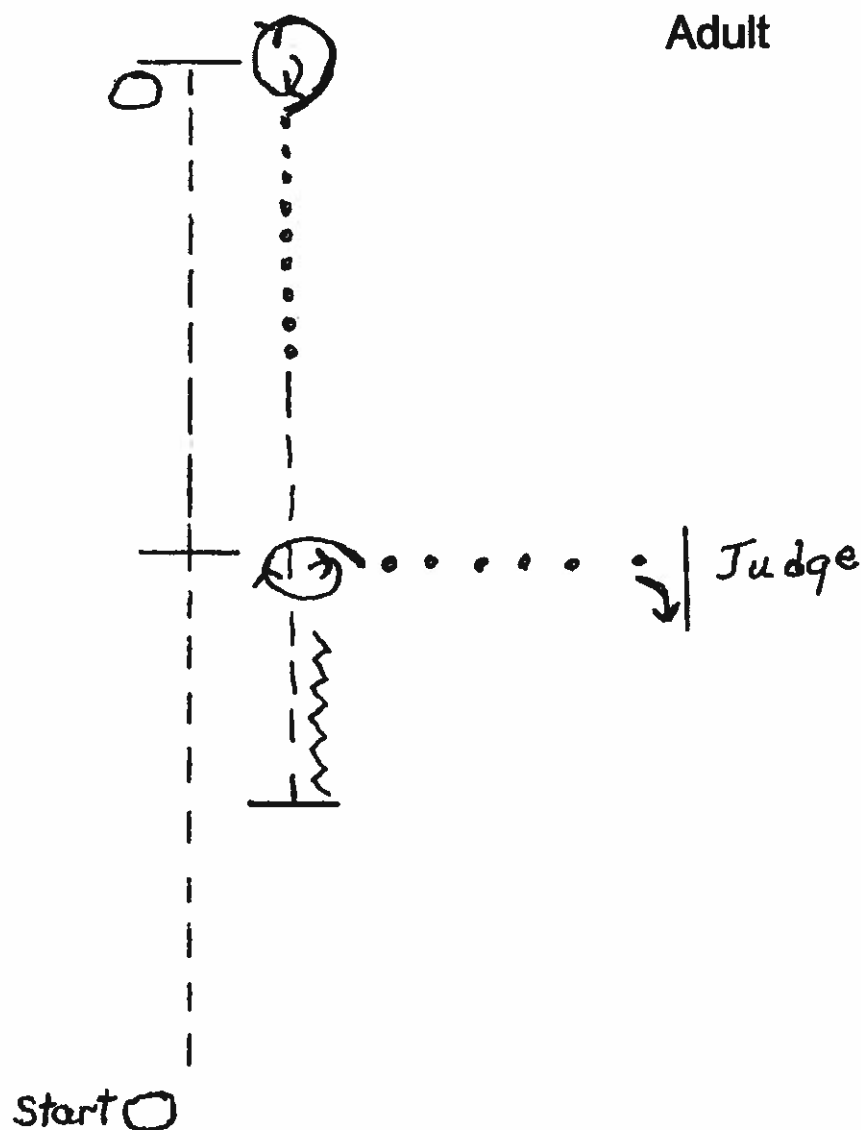
### **Saturday Horse Class Schedule**

	<b>Open</b>	<b>4-H/FFA</b>	
<b>10:00 AM</b>		1608/157	Sorting, 14-18





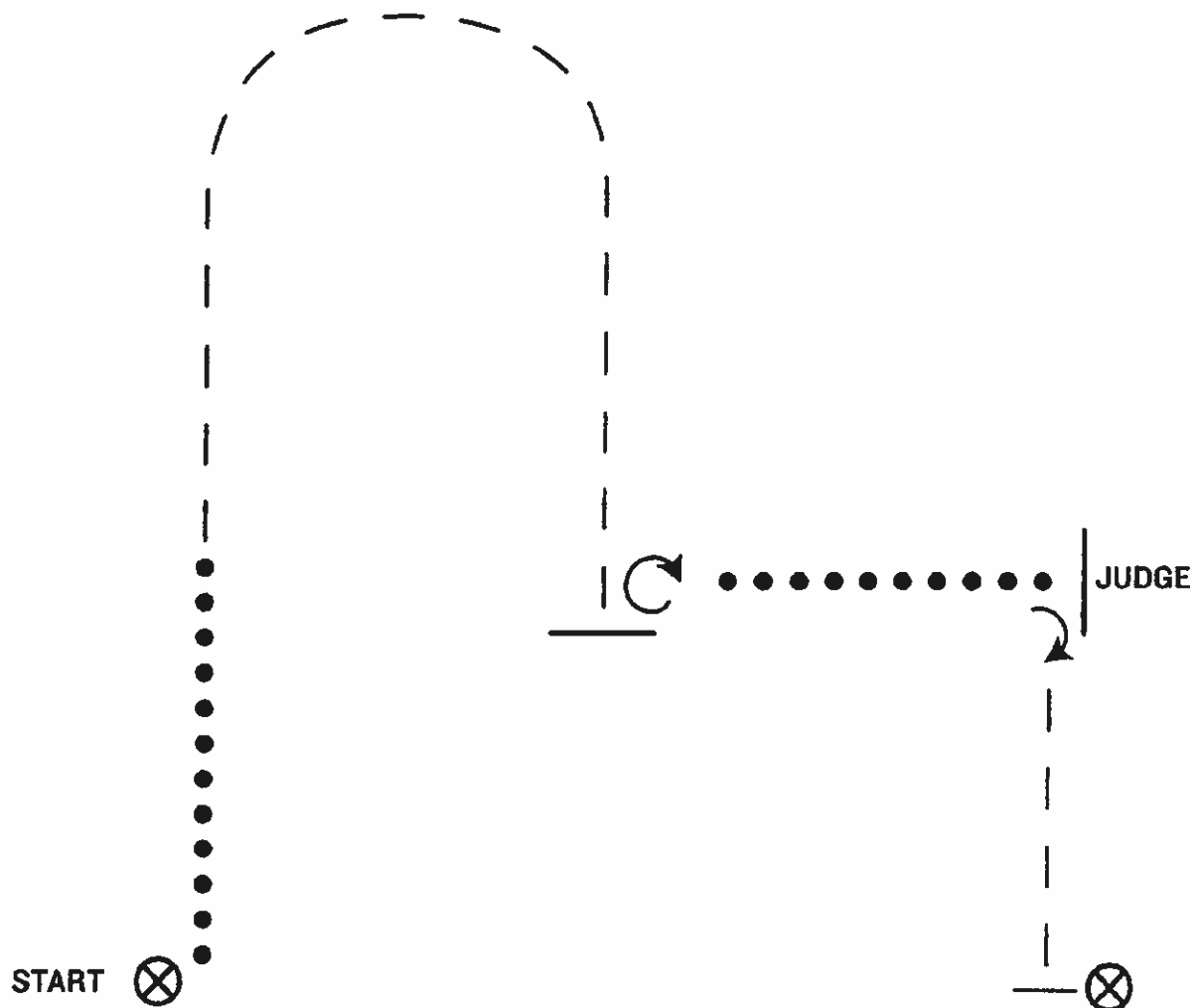
Open Showmanship  
14-18 &  
Adult



1. Jog half of the line. Halt
2. Jog remainder of line
3. 1 1/2 turn. Walk 1/3 of the line
4. Jog past judges line, Halt
5. Back up
6. 1 3/4 turn Walk to judge
7. Set up for inspection
8. After inspection, 1/4 turn and walk back into line up



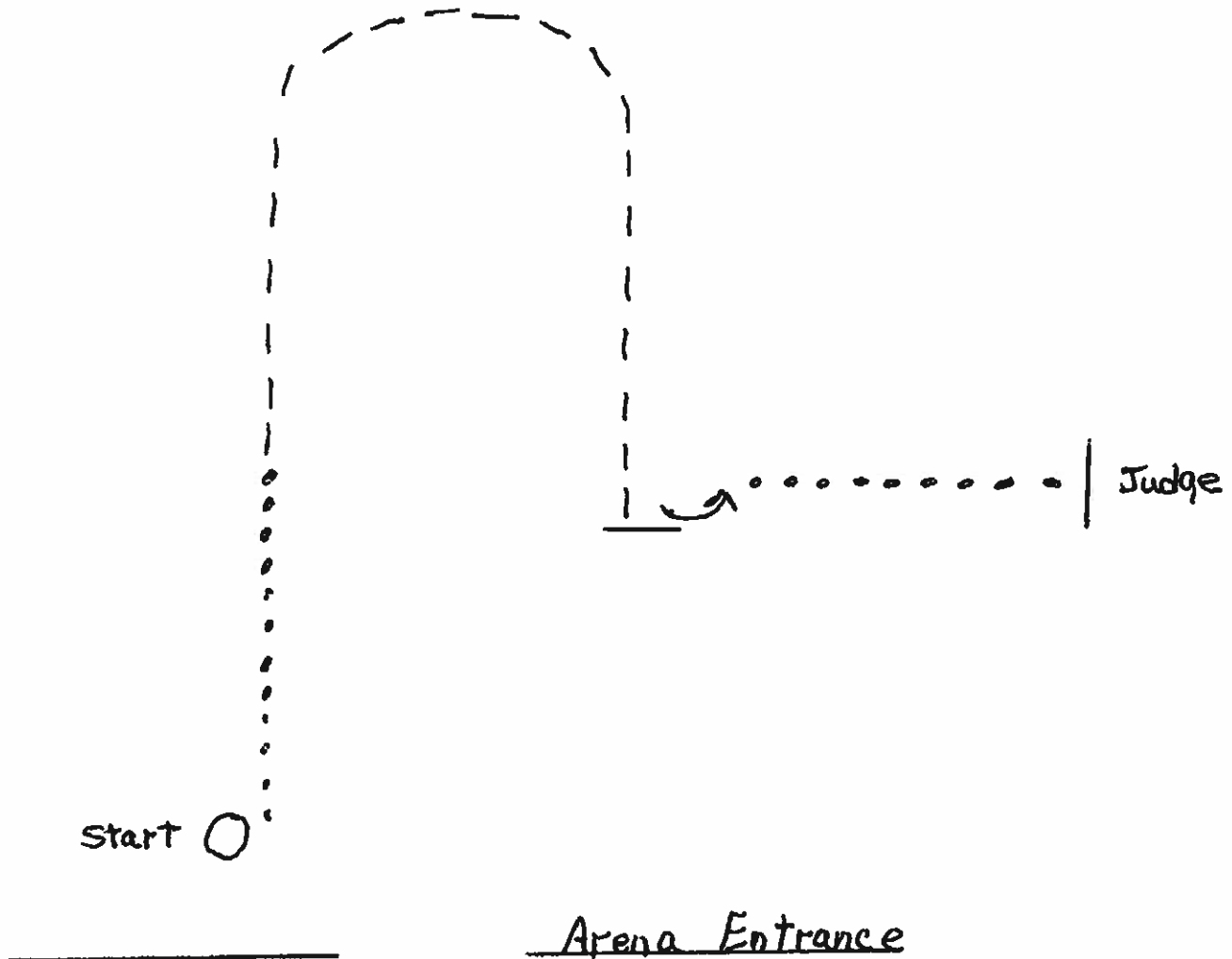
Showmanship  
Open  
11 thru 13



1. Walk half line
2. Trot around end and down line
3. Halt and execute a 3/4 turn
4. Walk to judge
5. Set up for inspection
6. After inspection, 1/4 turn and trot to marker, stop
7. Exit at a walk or trot



Open Showmanship  
10 & under (Loping)



1. Walk half the line
2. Jog around end and down the line
3. Halt and execute a 1/4 turn left
4. Walk to Judge
5. Set up for inspection
6. After inspection, turn and walk into line up.





# **2019 USEF Dressage Test Diagrams**

## **Training Level**

[www.mayidesign.com/dressagetest/](http://www.mayidesign.com/dressagetest/)



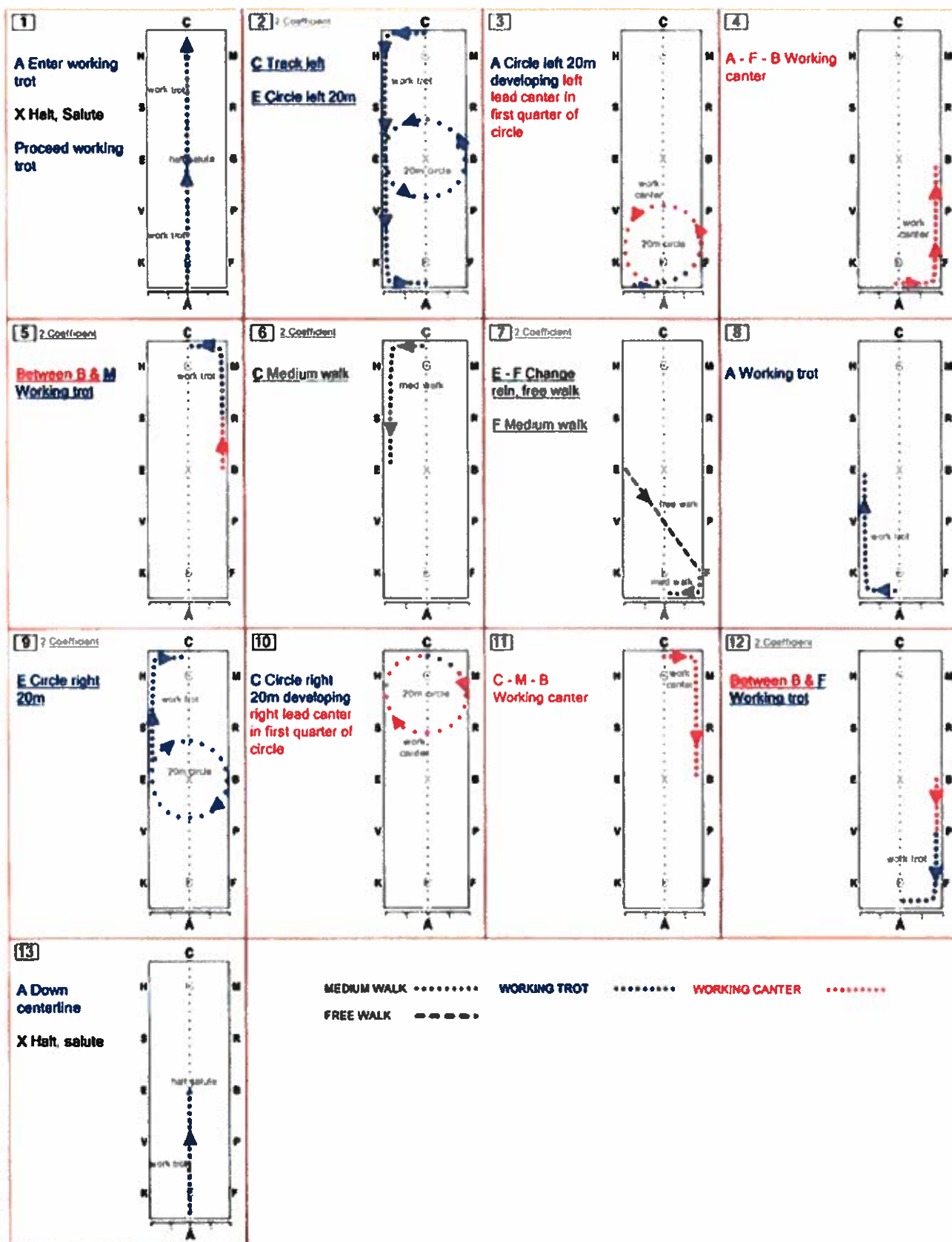
Reproduced with permission of USDF  
© 2018 United States Dressage Federation (USDF) and United States Equestrian Federation (USEF)  
All rights reserved.

Reproduction without permission is prohibited by law.

Neither USDF nor USEF is responsible for any errors or omissions in the publication or for the use of its copyrighted material in an unauthorized manner.



# 2019 USEF TRAINING LEVEL TEST 1



## 2019 USEF TRAINING LEVEL TEST 2

<b>1</b> <b>A</b> Enter working trot <b>X</b> Halt, Salute <b>Proceed</b> working trot	<b>2</b> <b>C</b> Track right <b>B</b> Circle right 20m	<b>3</b> 2 Coefficient <b>K - X - M</b> Change rein	<b>4</b> 2 Coefficient <b>Between C &amp; H</b> <b>Working center</b> <b>left lead</b>
<b>5</b> <b>E</b> Circle left 20m	<b>6</b> <b>Between E &amp; K</b> <b>Working trot</b>	<b>7</b> <b>A</b> Circle left 20m rising trot allowing horse to stretch forward and downward, while maintaining contact  <b>Before A</b> Shorten reins <b>A</b> Working trot	<b>8</b> 2 Coefficient <b>F</b> Medium walk <b>F - E</b> Change rein, medium walk
<b>9</b> 2 Coefficient <b>E - M</b> Change rein, free walk <b>M</b> Medium walk	<b>10</b> <b>C</b> Working trot	<b>11</b> <b>E</b> Circle left 20m	<b>12</b> 2 Coefficient <b>F - X - H</b> Change rein
<b>13</b> 2 Coefficient <b>Between C &amp; M</b> <b>Working center</b> <b>right lead</b>	<b>14</b> <b>B</b> Circle right 20m	<b>15</b> <b>Between B &amp; F</b> <b>Working trot</b>	<b>16</b> <b>A</b> Down centerline <b>X</b> Halt, salute

## 2019 USEF TRAINING LEVEL TEST 3

<b>[1]</b> <b>A</b> Enter working trot <b>X</b> Halt, Salute <b>Proceed</b> working trot	<b>[2]</b> <b>C</b> Track left <b>H - X - F</b> Change rein	<b>[3] 2 Coefficient</b> <b>A - C</b> Serpentine <u>3 equal loops width of the arena</u> <small>serpentine horse should be perpendicular to CL thru loops</small>	<b>[4]</b> <b>Between C &amp; M</b> <b>Working center right lead</b>
<b>[5]</b> <b>B</b> Circle right 20m	<b>[6] 2 Coefficient</b> <b>A</b> Working trot	<b>[7] 2 Coefficient</b> <b>Before K</b> Medium walk <b>K - E</b> Medium walk	<b>[8] 2 Coefficient</b> <b>E - M</b> Change rein, free walk <b>M</b> Medium walk
<b>[9]</b> <b>C</b> Working trot	<b>[10] 2 Coefficient</b> <b>C - A</b> Serpentine <u>3 equal loops width of the arena</u> <small>serpentine horse should be perpendicular to CL thru loops</small>	<b>[11]</b> <b>Between A &amp; F</b> <b>Working center left lead</b>	<b>[12]</b> <b>B</b> Circle left 20m
<b>[13] 2 Coefficient</b> <b>C</b> Working trot	<b>[14] 2 Coefficient</b> <b>E</b> Circle left 20m in rising trot allowing the horse to stretch forward and downward, while maintaining contact <b>Before E</b> Shorten the reins <b>E</b> Working trot	<b>[15]</b> <b>A</b> Down centerline <b>X</b> Halt, salute	<div style="text-align: center;"> <p>MEDIUM WALK .....                      FREE WALK - - - - -                      WORKING TROT .....                      STRETCHY TROT - - - - -                      WORKING CANTER .....</p> </div>

**2019 USEF TRAINING LEVEL TEST 1**  
**Call Sheet**

		Test	Coefficient
1.	A X	Enter working trot Halt, salute Proceed working trot	
2.	C E	Track left Circle left 20m	2
3.	A	Circle left 20m developing left lead canter in first quarter of circle	
4.	A – F – B	Working canter	
5.	Between B & M	Working trot	2
6.	C	Medium walk	2
7.	E – F F	Change rein, free walk Medium walk	2
8.	A	Working trot	
9.	E	Circle right 20m	2
10.	C	Circle right 20m developing right lead canter in first quarter of circle	
11.	C – M – B	Working canter	
12.	Between B & F	Working trot	2
13.	A X	Down centerline Halt, salute	



**2019 USEF TRAINING LEVEL TEST 2**  
**Call Sheet**

		Test	Coefficient
1.	A X	Enter working trot Halt, salute Proceed working trot	
2.	C B	Track right Circle right 20m	
3.	K – X – M	Change rein	2
4.	Between C & H	Working canter left lead	2
5.	E	Circle left 20m	
6.	Between E & K	Working trot	
7.	A  Before A A	Circle left 20m in rising trot allowing the horse to stretch forward and downward while maintaining contact Shorten the reins Working trot	
8.	F F – E	Medium walk Change rein, medium walk	2
9.	E – M M	Change rein, free walk Medium walk	2
10.	C	Working trot	
11.	E	Circle left 20m	
12.	F – X – H	Change rein	2
13.	Between C & M	Working canter right lead	2
14.	B	Circle right 20m	
15.	Between B & F	Working trot	
16.	A X	Down centerline Halt, salute	

# 2019 USEF TRAINING LEVEL TEST 3

## Call Sheet

		Test	Coefficient
1.	A X	Enter working trot Halt, salute Proceed working trot	
2.	C H – X – F	Track left Change rein	
3.	A – C	Serpentine 3 equal loops width of the arena	2
4.	Between C & M	Working canter right lead	
5.	B	Circle right 20m	
6.	A	Working trot	2
7.	Before K K – E	Medium walk Medium walk	2
8.	E – M M	Change rein, free walk Medium walk	2
9.	C	Working trot	
10.	C – A	Serpentine 3 equal loops width of the arena	2
11.	Between A – F	Working canter left lead	
12.	B	Circle left 20m	
13.	C	Working trot	2
14.	E  Before E E	Circle left 20m in rising trot, allowing horse to stretch forward and downward, while maintaining contact Shorten the reins Working trot	2
15.	A X	Down centerline Halt, salute	

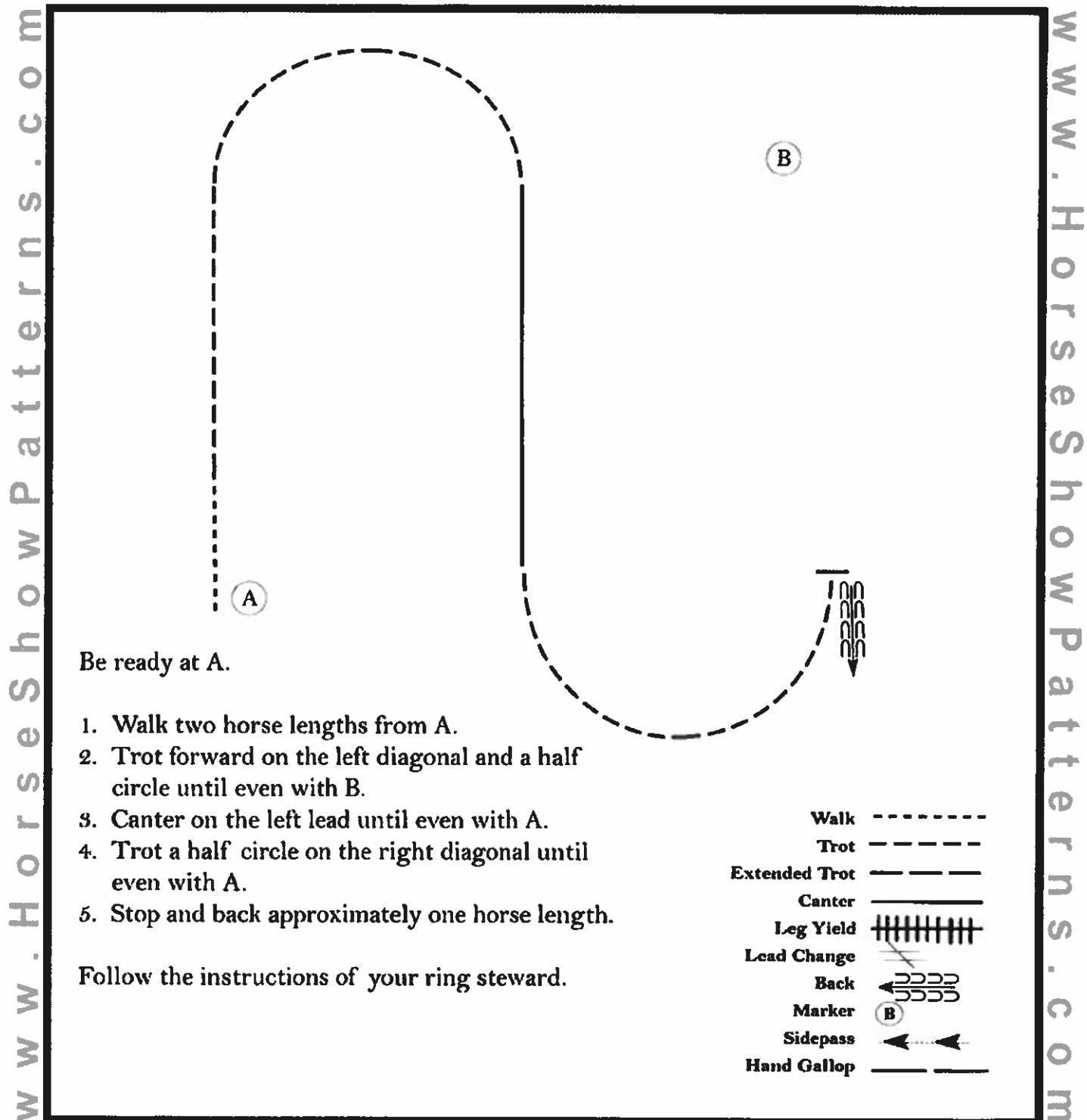




# 2022 Sweetwater Co. Fair - 4-H/FFA Show

## Hunt Seat Equitation (Sr (14-18) & FFA)

Show Date: 07/31/ - 8/5/2022



[HSE/1-57]

**Pattern Provided by:**

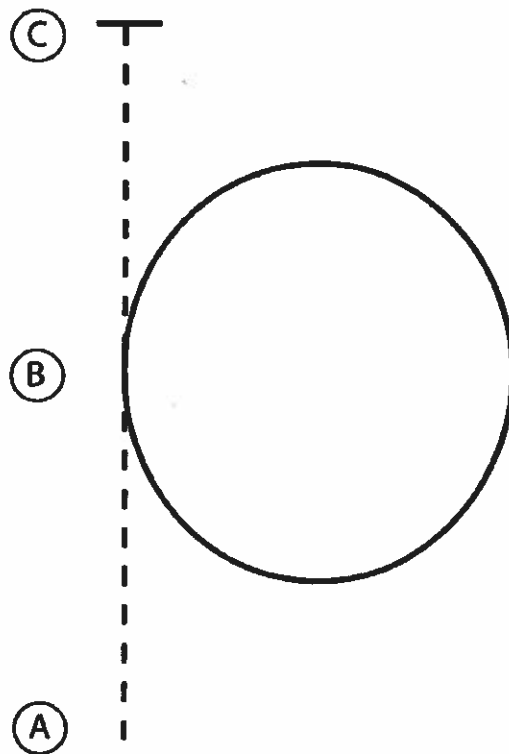
**SWCO. 4-H Horse Development Com.**



**2022 Sweetwater Co. Fair - 4-H/FFA  
Show**  
**Hunt Seat Equitation (Jr. (8-10) & Intermediate (11-13))**  
 Show Date: 07/31/ - 8/5/2022

www.HorseShowPatterns.com

www.HorseShowPatterns.com



1. Posting trot on the left diagonal A to B
2. At B canter a circle to the right on the right lead
3. At B posting trot on the right diagonal to C
4. Stop at C

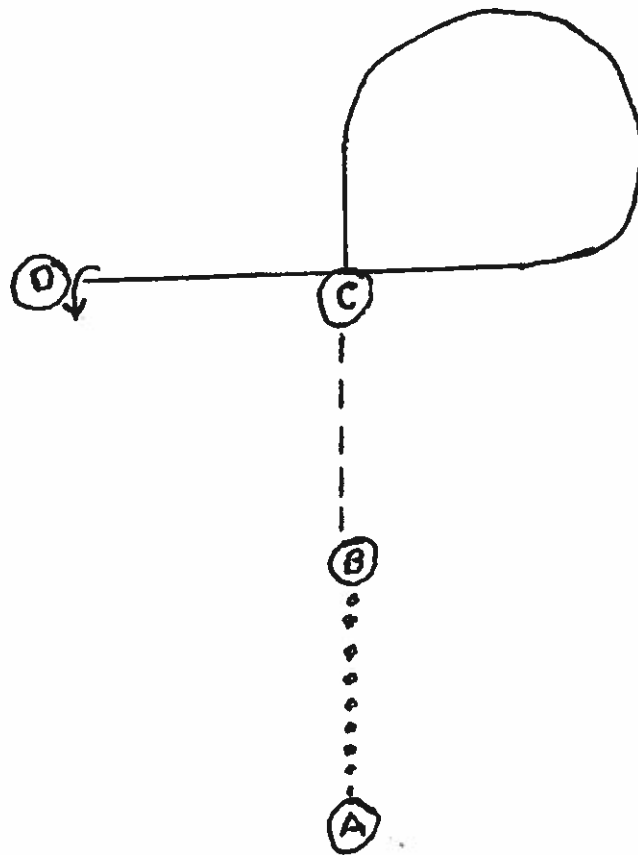
Walk	.....
Trot	-----
Extended Trot	— — — — —
Canter	—————
Leg Yield	
Lead Change	
Back	
Marker	(B)
Sidepass	- - - - ->

[HSE/1-15]

**Pattern Provided by:**  
**SWCO. 4-H Horse Development Com.**



# Open Western Equitation 10 & Under (Loping)



1. Walk from A to B
2. Jog from B to C
3. At C, lope right lead in a uniform circle to D
4. Pivot 1/4 turn Left
5. Exit arena at a walk

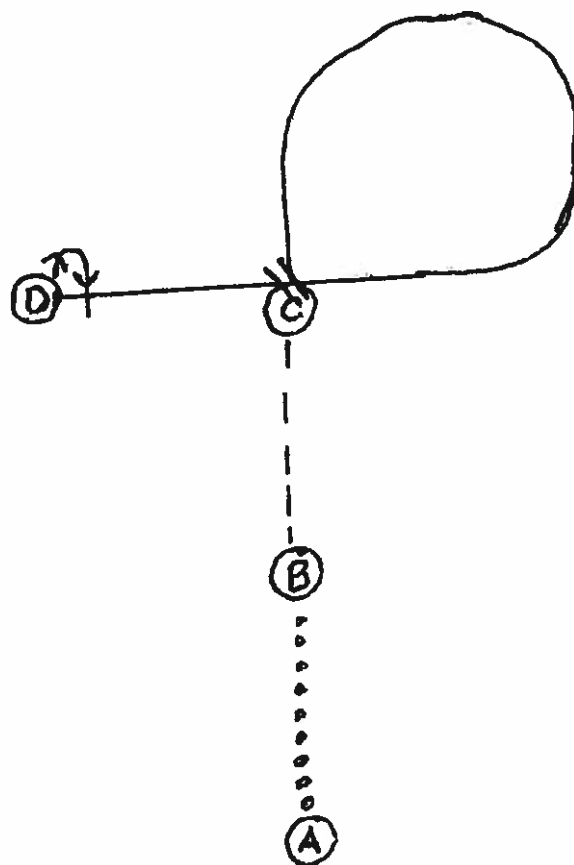
*Execute pattern  
on right side of  
cones*





# Open Western Equitation

## 11-13



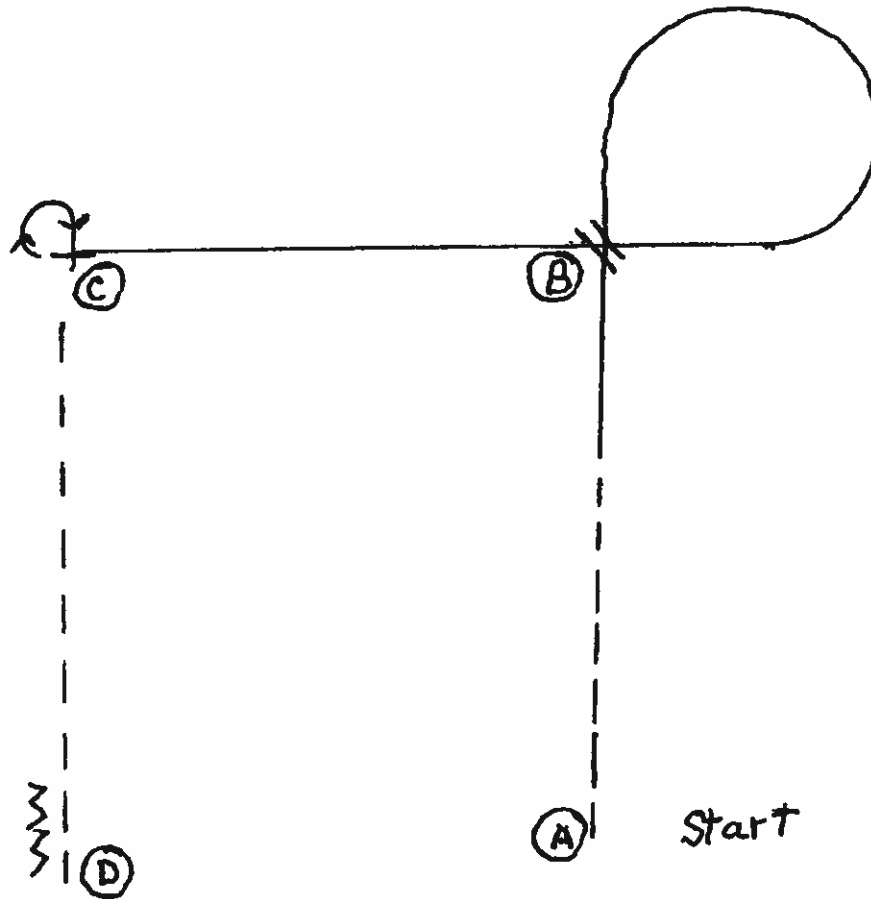
1. Walk from A to B
2. Jog from B to C
3. At C, lope right lead in a uniform circle
4. Execute simple or flying lead change at C, lope to D
5. Stop at D, pivot 270 degrees right
6. exit at a walk

*Execute pattern  
on right side of  
cones*

# Open Western Equitation

14 thru 18

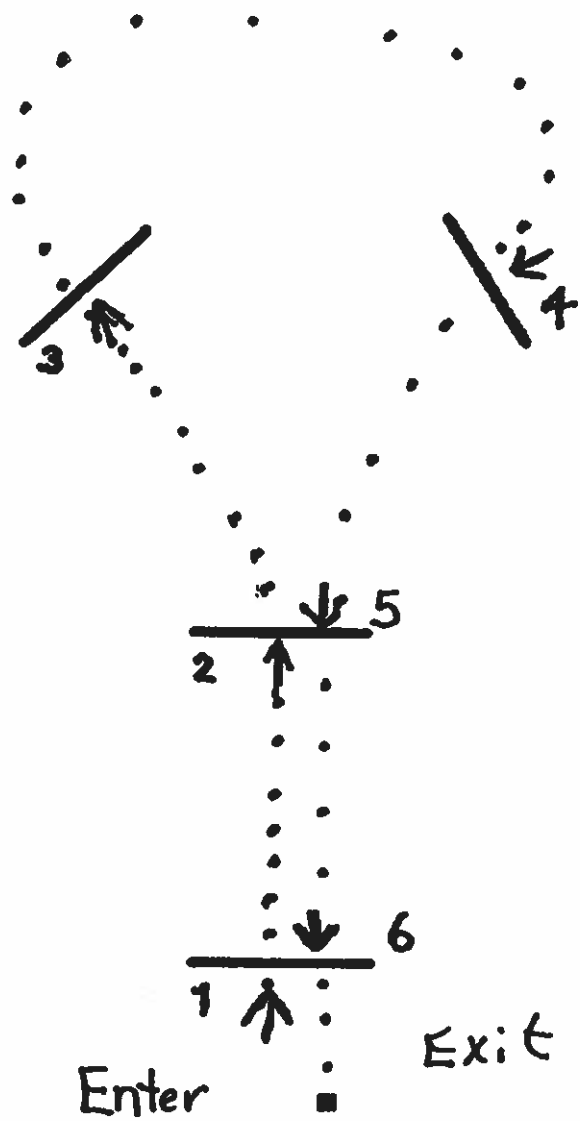
Adult



1. Jog half way to B
2. Lope, Right lead to B  
continue to lope circle to the right
3. Change leads at B, Lope to C
4. Stop at C, Pivot 3/4 right
5. Jog C to D
6. Back 5 steps. Exit back in line

WYO BIG SHOW OPEN MINI JUMPING

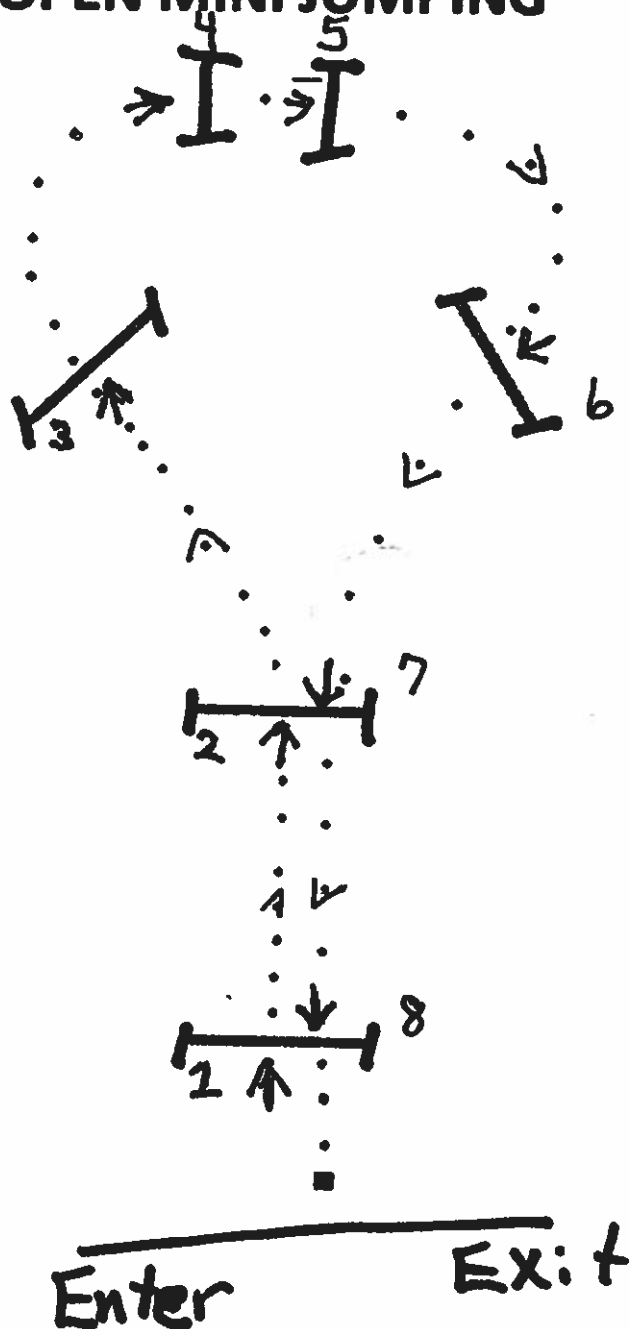
10 & UNDER



# WYO BIG SHOW OPEN MINI JUMPING

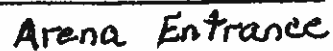
11-13/14-18

ADULTS



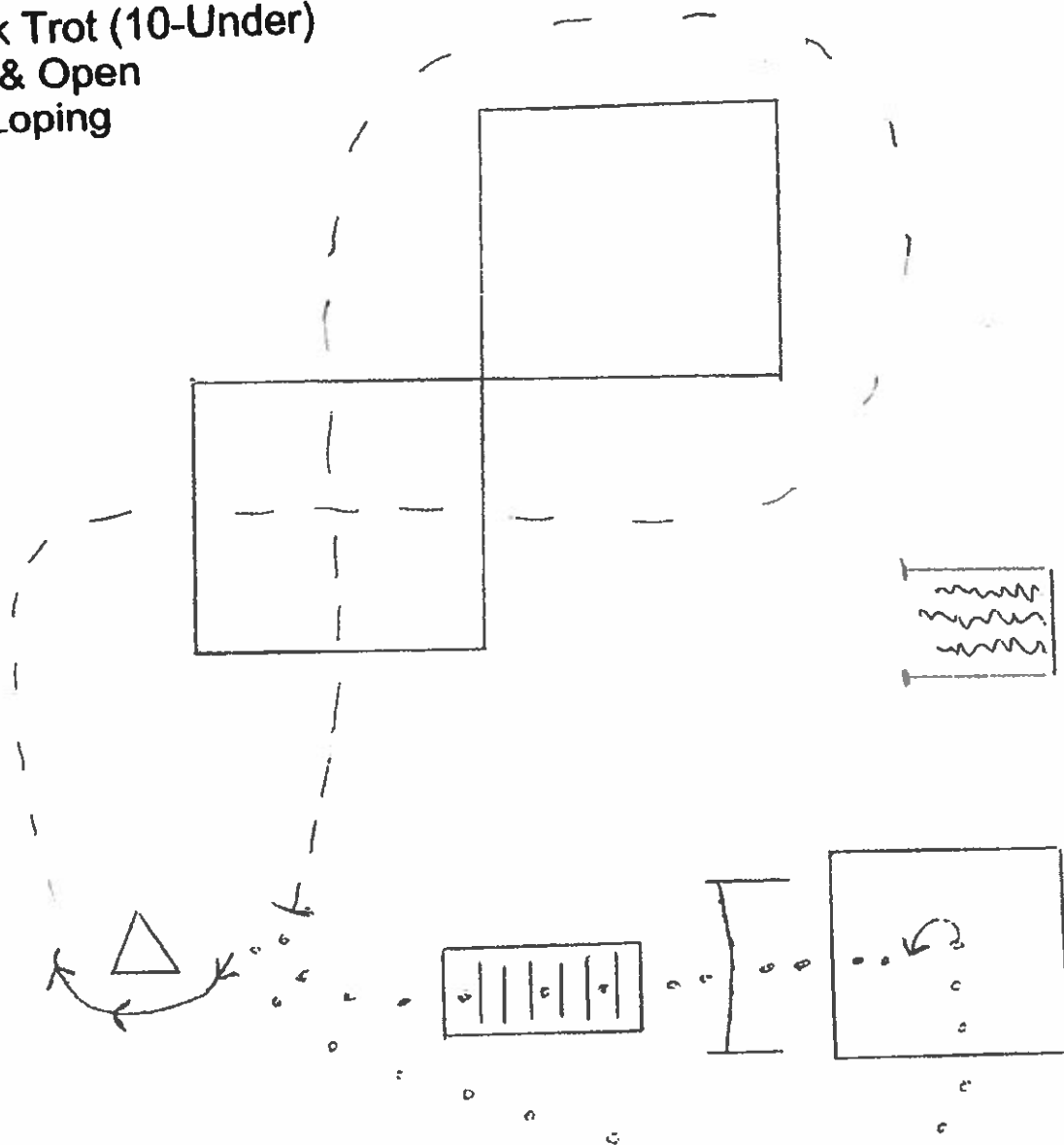
**Open: 10 & Under, 11-13, 14 thru Adult**  
**4-H: 10 & Under, 11-13, 14-18**

**4-H: 10 & Under, 11-13, 14-18**



1. Walk into Box
2. Turn 360 degrees
3. Walk out of box
4. Walk thru streamers as shown, turn & walk back thru streamers
5. Work gate
6. Walk over bridge
7. Back around cone
8. Jog thru square as shown & to cone
9. Stop at cone and exit at a walk

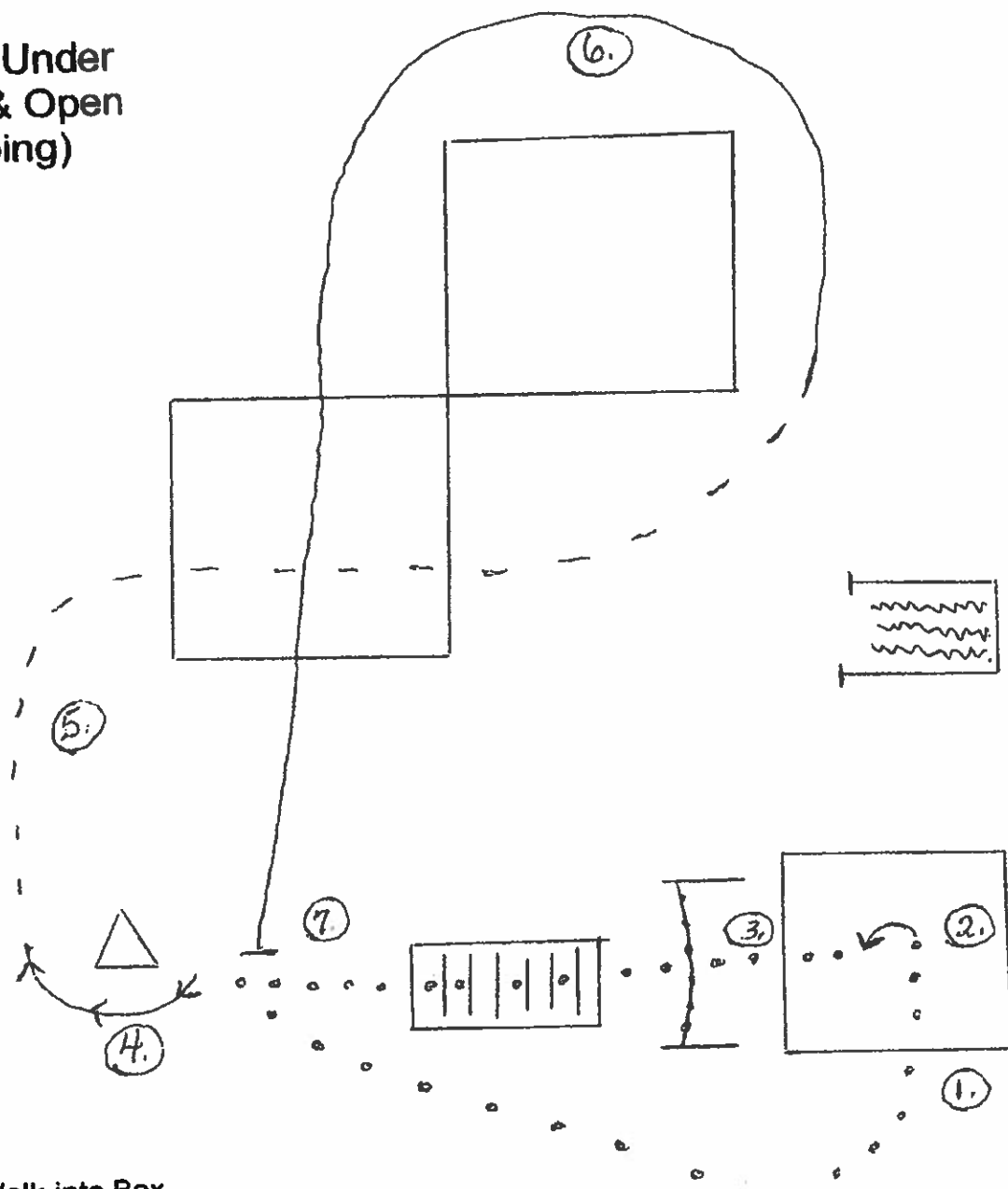
Trail  
 Walk Trot (10-Under)  
 4-H & Open  
 No Loping



1. Walk into Box
2. Turn 90 degrees Left
3. Walk out of box and over bridge
4. Back around cone
5. Jog thru boxes as shown
6. Stop at cone and exit at a walk

Arena Entrance

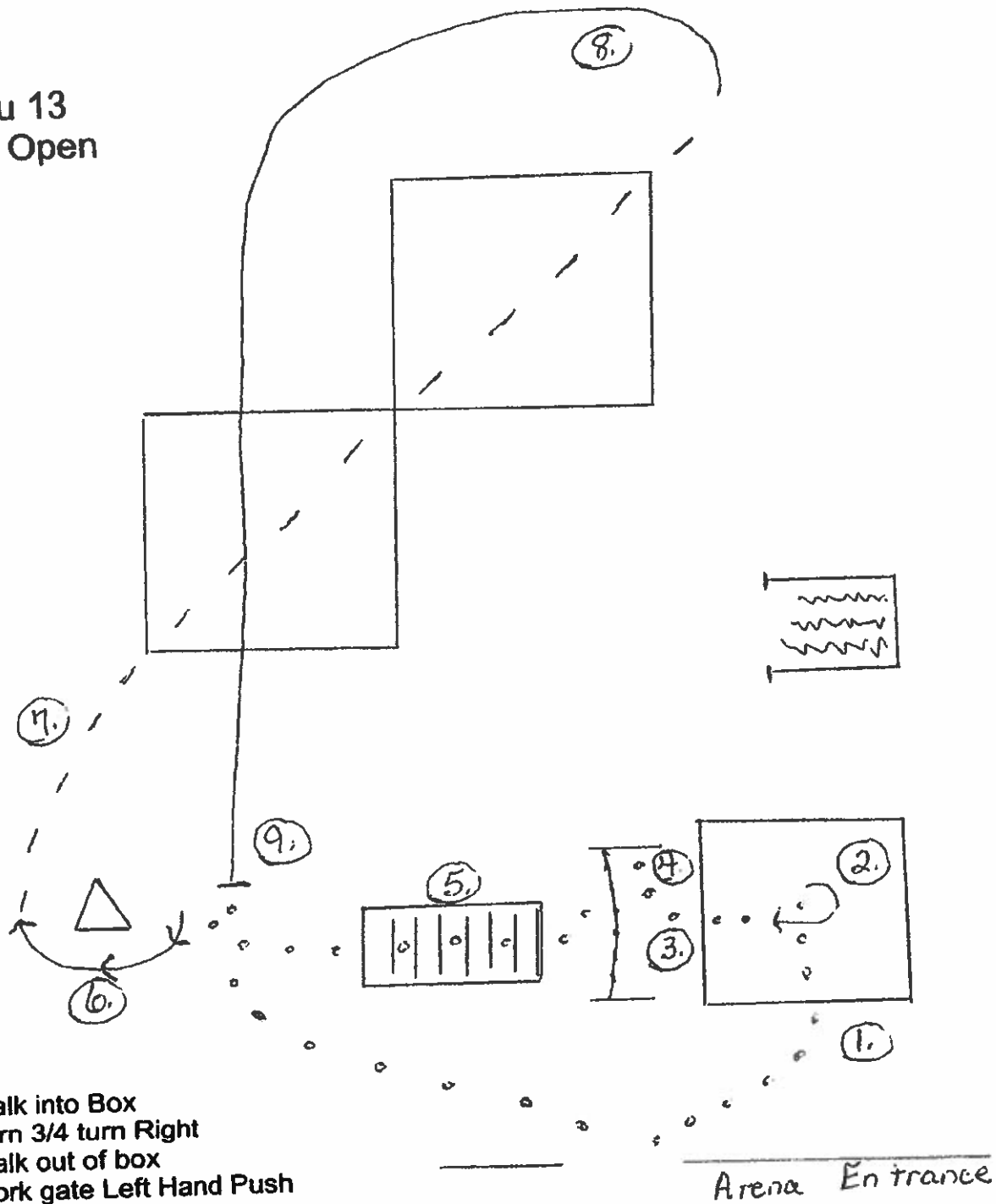
Trail  
10 & Under  
4-H & Open  
(Loping)



1. Walk into Box
2. Turn 90 degrees Left
3. Walk out of box and over bridge
4. Back around cone
5. Jog thru bottom box as shown
6. Lope, Left lead around top box and thru bottom box
7. Stop at cone and exit at a walk

Arena Entrance

Trail  
11 thru 13  
4-H & Open



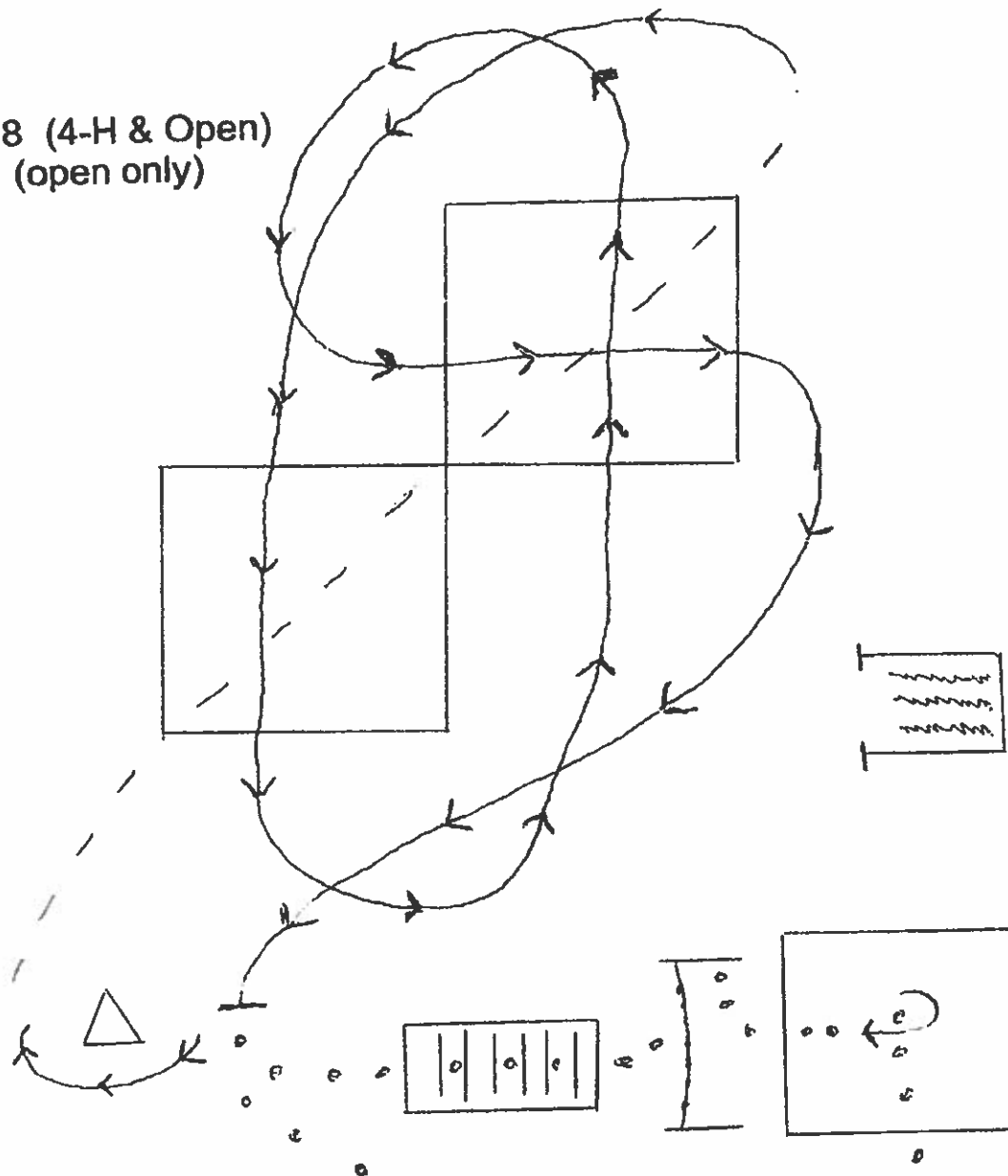
1. Walk into Box
2. Turn 3/4 turn Right
3. Walk out of box
4. Work gate Left Hand Push
5. Walk over bridge
6. Back around cone
7. Jog thru squares
8. Lope, Left lead over square and to cone
9. Stop at cone and exit at a walk



# Trail

14 - 18 (4-H & Open)

Adult (open only)



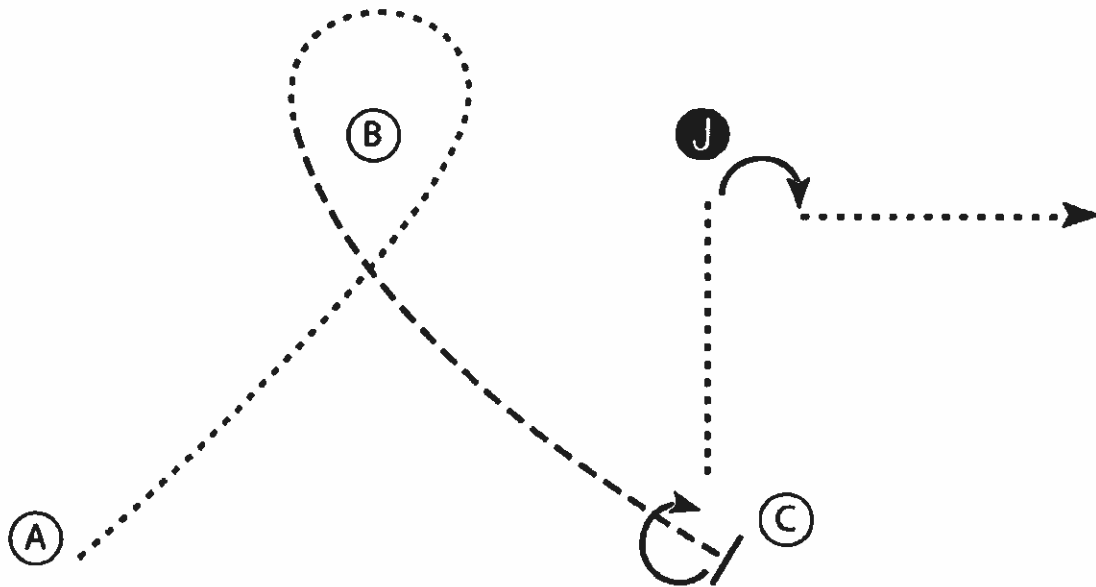
1. Walk into box
2. Turn 3/4 turn Right
3. Walk out of Box
4. Work gate. Left Hand Push
5. Walk over bridge
6. Back around cone
7. Jog thru squares
8. Lope Left lead thru squares
9. Change leads after last square
10. Lope to cone, stop, exit at a walk

Arena Entrance

# 2022 Sweetwater Co. Fair - 4-H/FFA Show

Showmanship (Sr (14-18) & FFA)

Show Date: 07/31/ - 8/5/2022



1. Walk A to and around B
2. At B trot to C
3. Stop at C and perform a 225 degree turn
4. Walk to the judge and set up for inspection
5. When dismissed perform a 90 degree turn and walk straight away from the judge

Walk .....  
Trot - - - - -  
Back ←  
Marker (B)  
Judge (J)

[S/1-1]

Pattern Provided by:

SWCO. 4-H Horse Development Com.

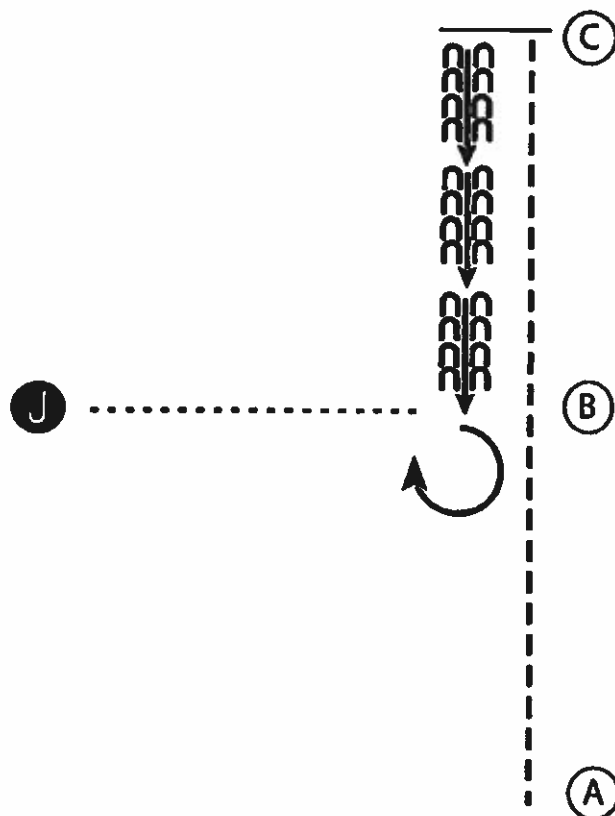
# 2022 Sweetwater Co. Fair - 4-H/FFA Show

## Showmanship (Intermediate (11-13))

Show Date: 07/31/ - 8/5/2022

www.HorseShowPatterns.com

www.HorseShowPatterns.com



1. Trot from A to C.
2. Stop at C.
3. Back to B.
4. Perform a 270 degree turn.
5. Walk to the judge and set up for inspection.
6. When dismissed walk to line-up.

Walk .....  
Trot - - - - -  
Back ←  
Marker (B)  
Judge (J)

[S/1-3]

Pattern Provided by:

SWCO. 4-H Horse Development Com.

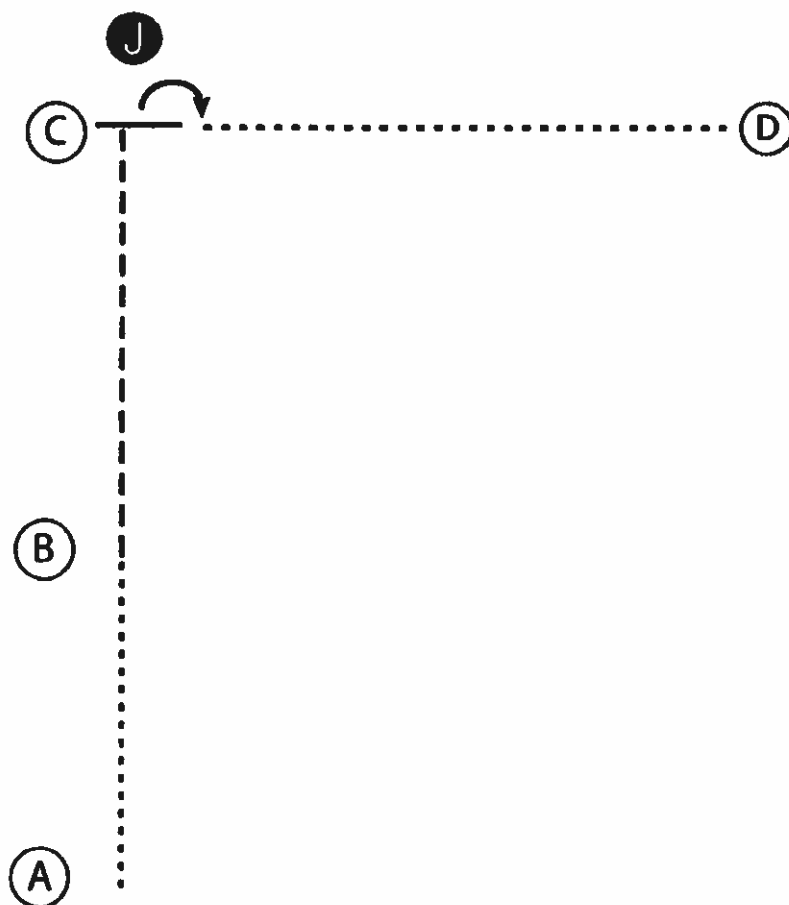
# 2022 Sweetwater Co. Fair - 4-H/FFA Show

## Showmanship (Jr (8-10))


Show Date: 07/31/ - 8/5/2022

www.HorseShowPatterns.com

www.HorseShowPatterns.com



1. Walk from A to B.
2. Trot from B to C.
3. Stop at C and set up for inspection.
4. When dismissed perform a 90 degree turn.
5. Walk to D.

Walk .....  
Trot - - - - -  
Back   
Marker (B)  
Judge (J)

[S/1-4]

Pattern Provided by:

SWCO. 4-H Horse Development Com.

# 2022 Sweetwater Co. Fair - 4-H/FFA Show

## Western Horsemanship (Sr (14-18) & FFA)

Show Date: 07/31/ - 8/5/2022

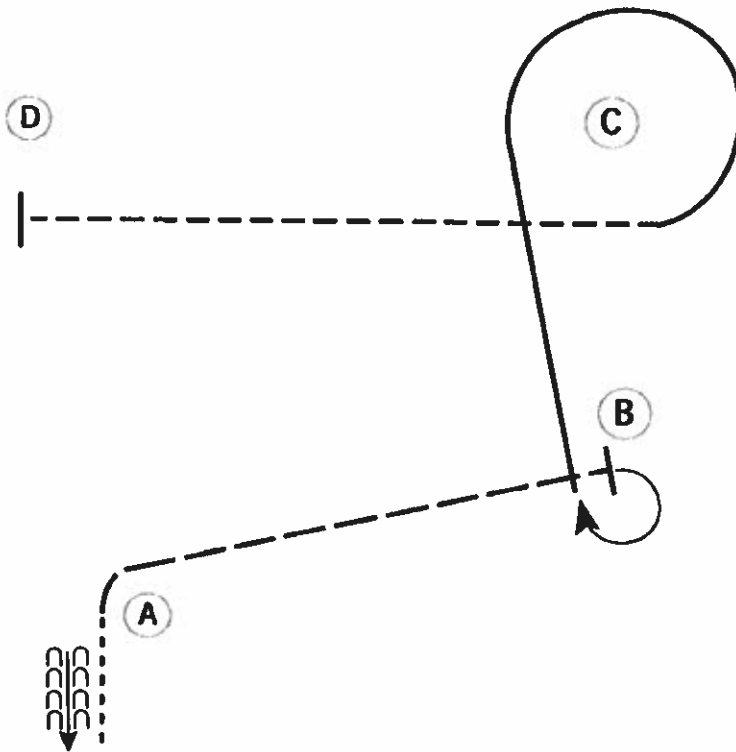
www.HorseShowPatterns.com

www.HorseShowPatterns.com

Be ready at A.

1. Back approximately one horse length.
2. Walk to A.
3. Jog to B.
4. Stop at B. Perform a 270 degree turn to the right.
5. Lope on the right lead to and around C.
6. Jog to D.
7. Stop at D.

Follow the instructions of your ring steward.



Walk	-----
Jog	-----
Extended Jog	-----
Lope	-----
Leg Yield	
Lead Change	-----
Back	-----
Marker	(B)
Sidepass	-----

[WH/1-57]

Pattern Provided by:

SWCO. 4-H Horse Development Com.

# 2022 Sweetwater Co. Fair - 4-H/FFA Show

## Western Horsemanship (Intermediate (11-13))

Show Date: 07/31/ - 8/5/2022

www.HorseShowPatterns.com

www.HorseShowPatterns.com

Begin before A at a jog.

1. Jog from A to B.
2. At B, lope on the left lead and circle at B as shown. Stop facing B.
3. Turn 1/4 turn to the left.
4. Back one horse length.
5. Jog to C. Stop at C.

Follow the instructions of your ring steward.

Walk	-----
Jog	- - - - -
Extended Jog	- _ _ _ -
Lope	=====
Leg Yield	
Lead Change	↗ ↘
Back	← ← ← ← ←
Marker	(B)
Sidepass	← ← ← ← ←

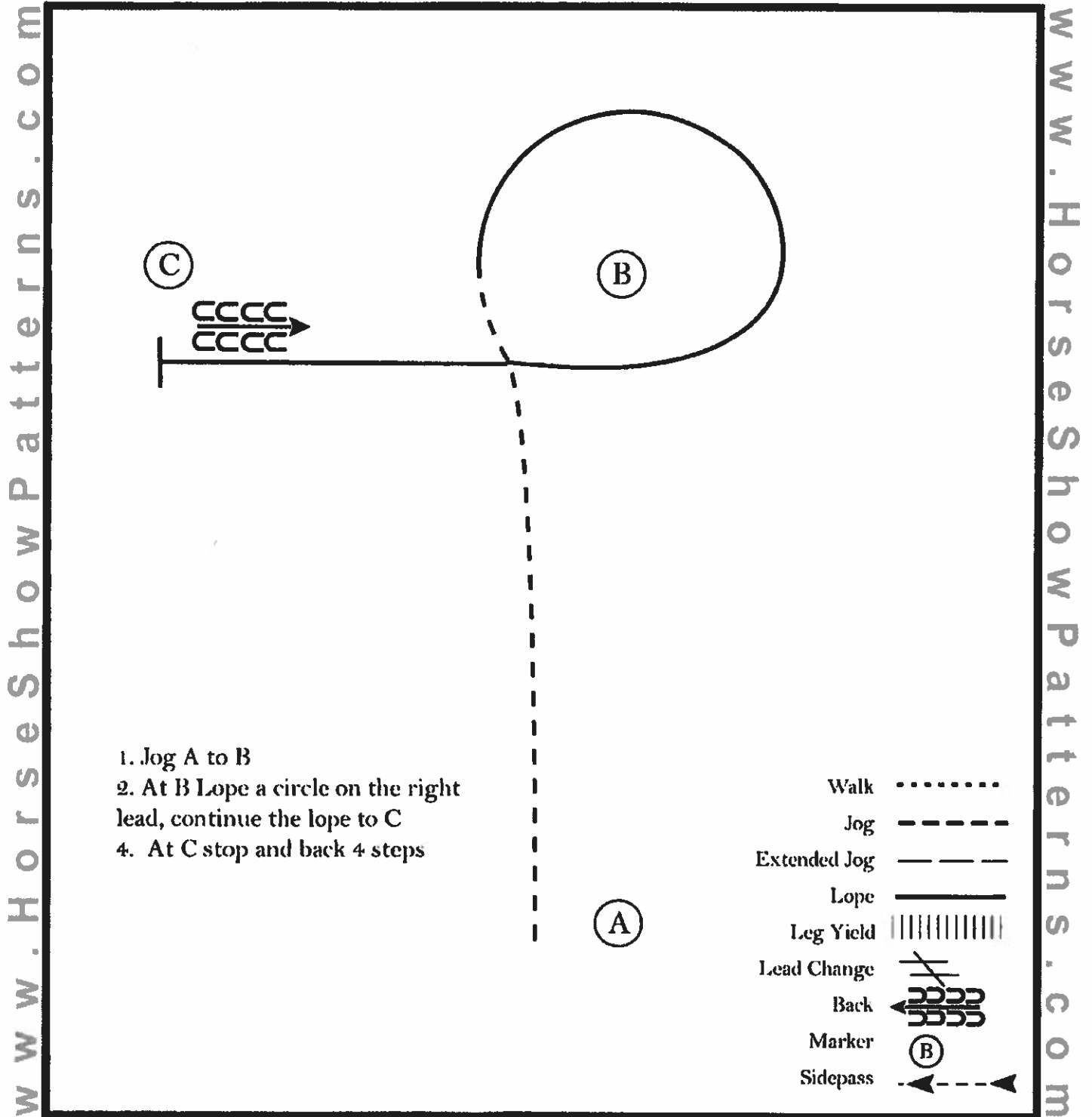
[WH/1-17]

**Pattern Provided by:**  
**SWCO. 4-H Horse Development Com.**

# 2022 Sweetwater Co. Fair - 4-H/FFA Show

## Western Horsemanship (Jr. (8-10))

Show Date: 07/31/ - 8/5/2022



[WH/1-7]

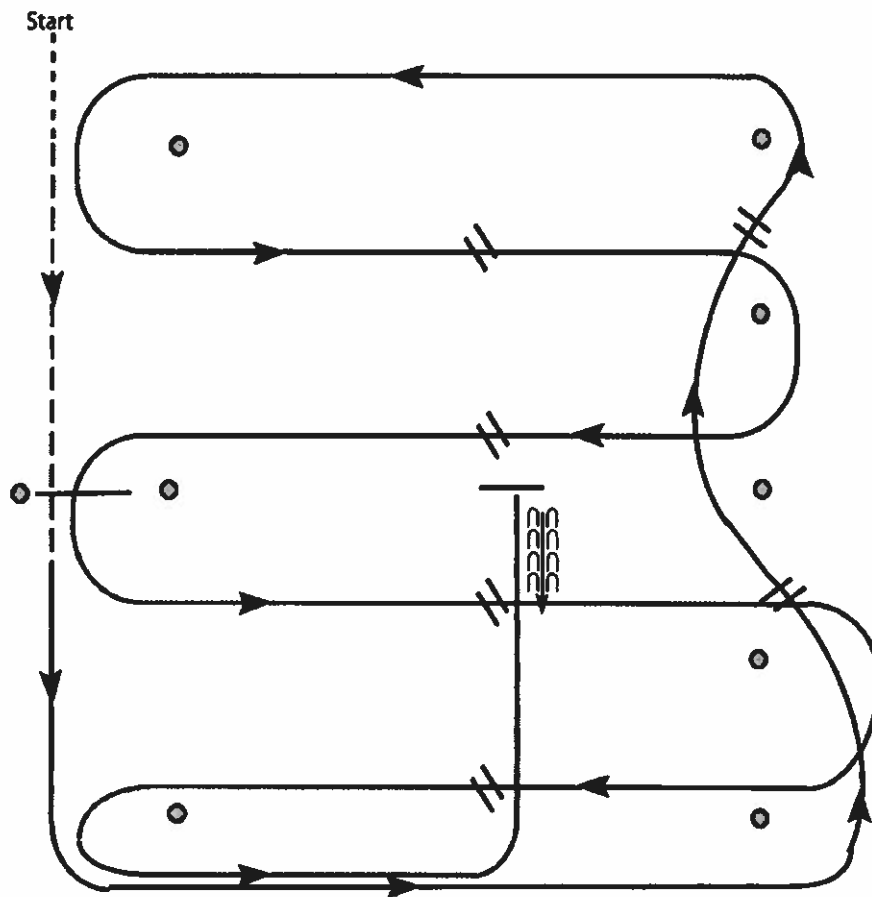
Pattern Provided by:

SWCO. 4-H Horse Development Com.

# 2022 Sweetwater Co. Fair - 4-H/FFA Show

Western Riding (All Ages 4-H & FFA)

Show Date: 07/31/ - 8/5/2022



1. Walk at least 15' & jog over log.
2. Transition to left lead and lope around end.
3. First line change.
4. Second line change. Lope around end of arena
5. First crossing change.
6. Second crossing change.
7. Lope over log.
8. Third crossing change.
9. Fourth crossing change.
10. Lope up the center, stop and back.

[WR/GP-1]

Pattern Provided by:

SWCO. 4-H Horse Development Com.



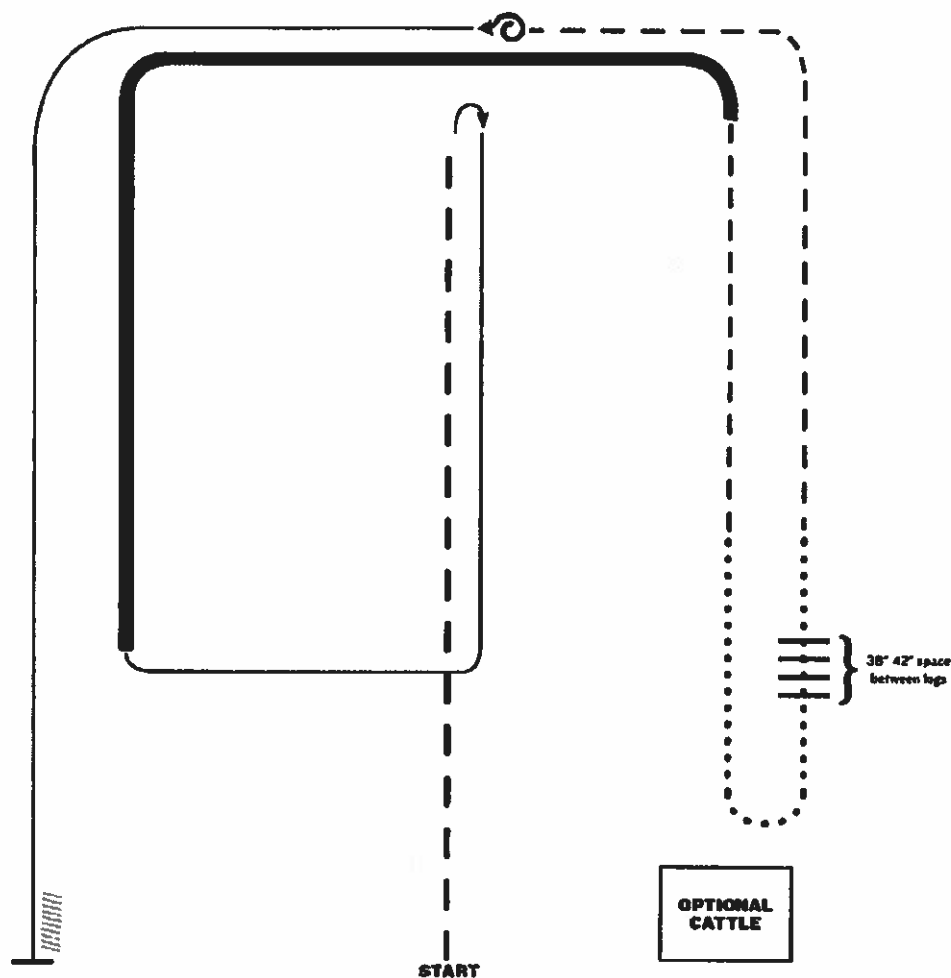
# 2022 Sweetwater Co. Fair - 4-H/FFA Show

## Ranch Riding (All Ages 4-H & FFA)

Show Date: 07/31/ - 8/5/2022

www.HorseShowPatterns.com

www.HorseShowPatterns.com



1. Extended trot
2. Stop, rollback right
3. Lope right lead
4. Extended lope (right lead)
5. Trot
6. Walk
7. Walk over logs
8. Walk
9. Trot
10. Stop, 360 left
11. Lope left lead
12. Stop and back

Note: The drawn description of this pattern is only intended for the general depiction of the pattern. Exhibitors should utilize the arena space to best exhibit their horses.

[RR/AQHA-15]

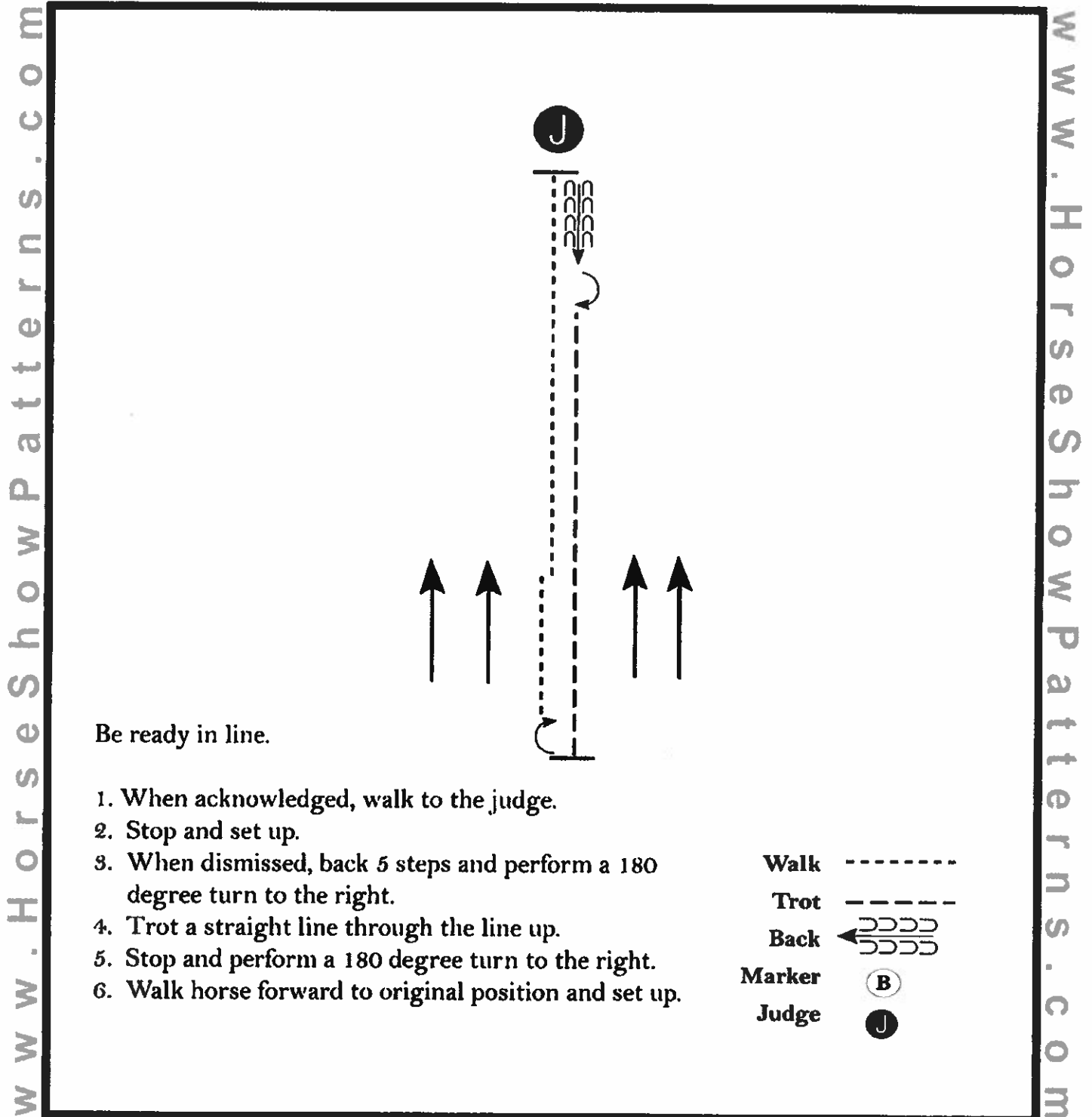
**Pattern Provided by:**

**SWCO. 4-H Horse Development Com.**

# 2022 Sweetwater Co. Fair - 4-H/FFA Show

## Mini Showmanship (Sr (14-18))

Show Date: 07/31/ - 8/5/2022



[MHP/S-3]

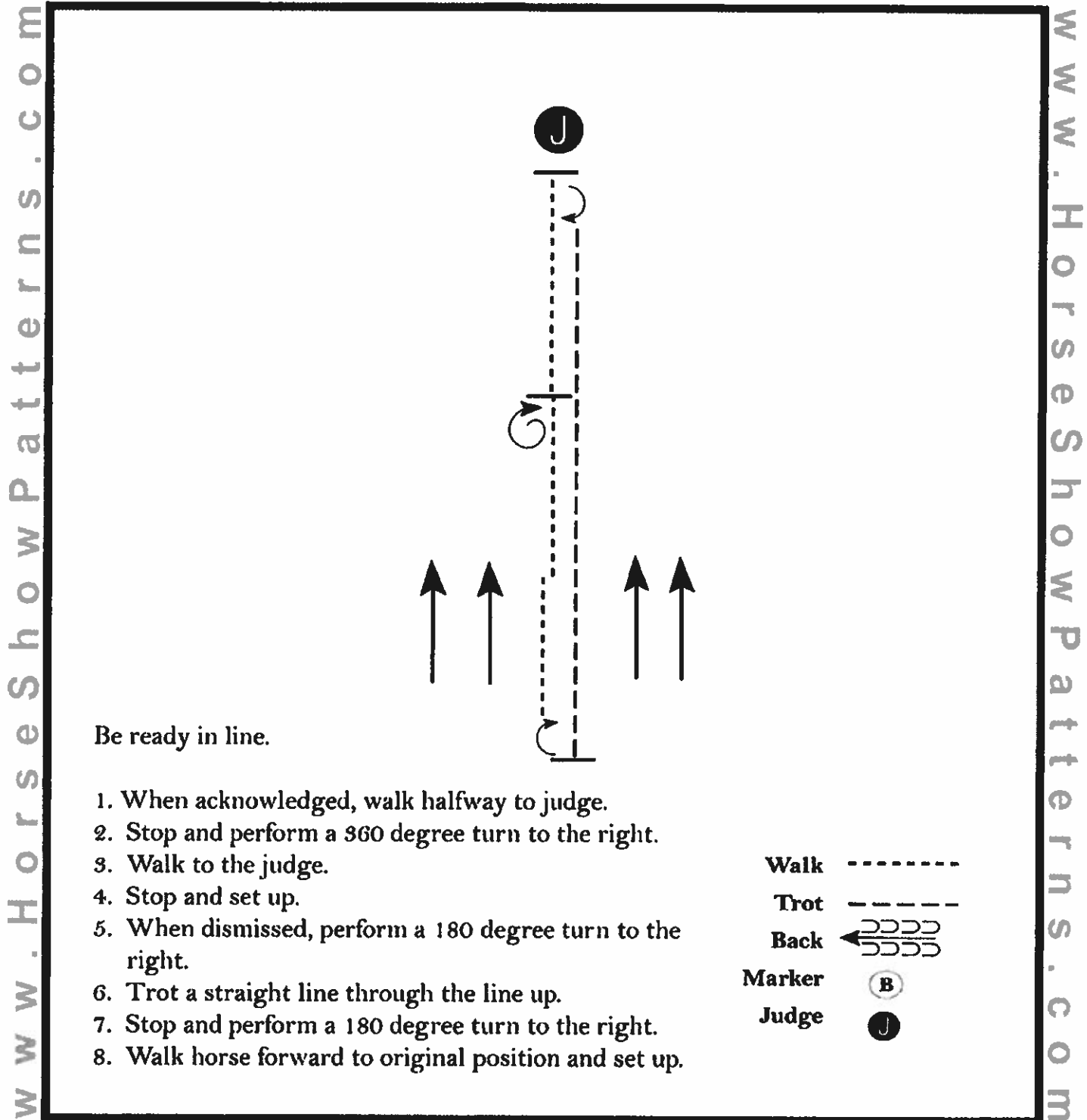
Pattern Provided by:

SWCO. 4-H Horse Development Com.

# 2022 Sweetwater Co. Fair - 4-H/FFA Show

## Mini Showmanship (Intermediate (11-13))

Show Date: 07/31/ - 8/5/2022



[MHP/S-2]

**Pattern Provided by:**

**SWCO. 4-H Horse Development Com.**


# 2022 Sweetwater Co. Fair - 4-H/FFA Show

## Mini Showmanship (Jr. (8-10))

Show Date: 07/31/ - 8/5/2022

www.HorseShowPatterns.com

www.HorseShowPatterns.com



Be ready in line.

1. When acknowledged, walk straight to judge.
2. Stop and set up.
3. When dismissed, perform a 180 degree turn to the right.
4. Trot a straight line through the line up.
5. Stop and perform a 180 degree turn to the right.
6. Walk horse forward to original position and set up.

Walk -----

Trot - - - - -

Back ← 55555

Marker (B)

Judge (J)

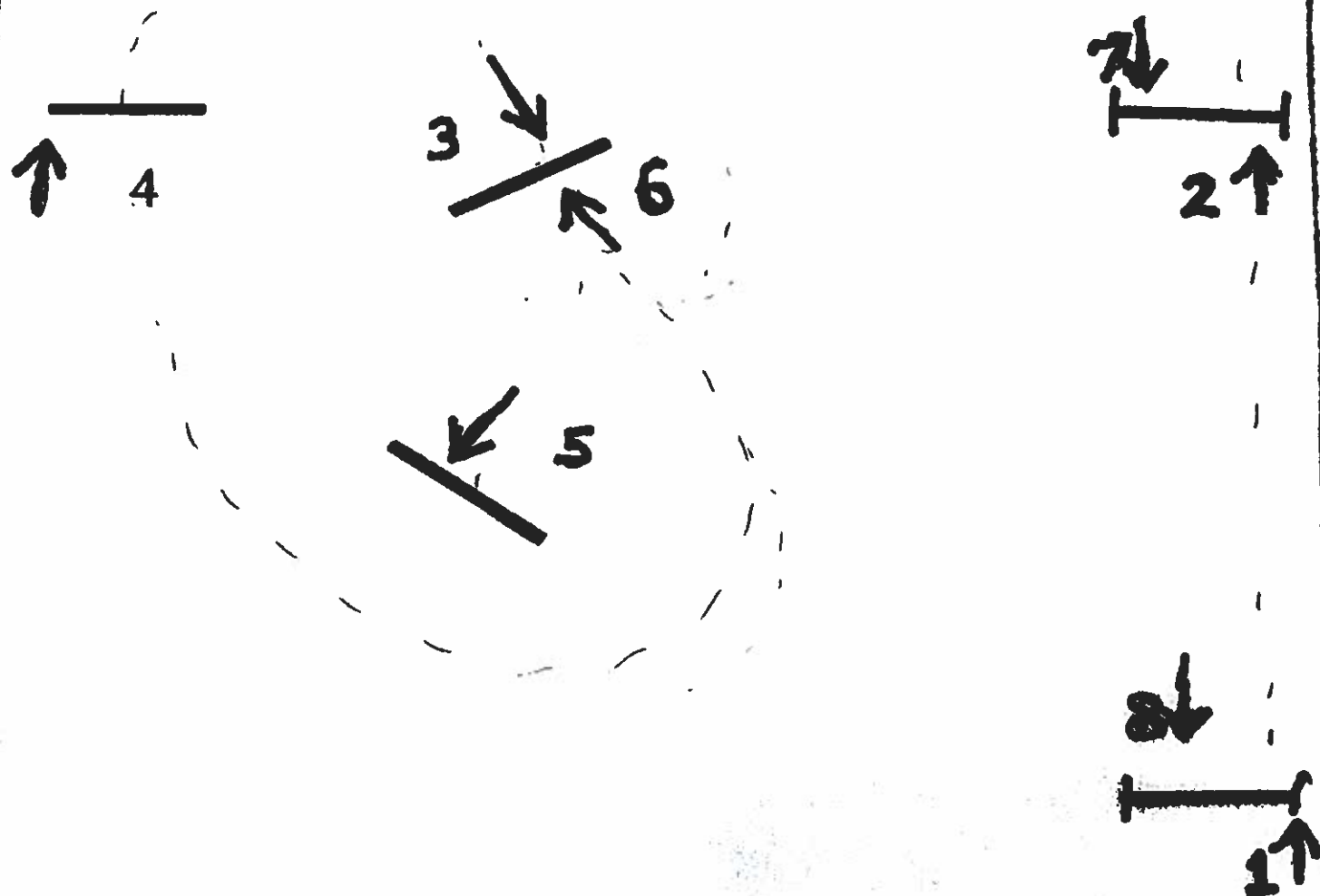
[MHP/S-1]

Pattern Provided by:

SWCO. 4-H Horse Development Com.

# WYO BIG SHOW 4H MINI JUMPING


11-13/14-18



Start/Finish

# WYO BIG SHOW 4H MINI JUMPING

## 10 & UNDER



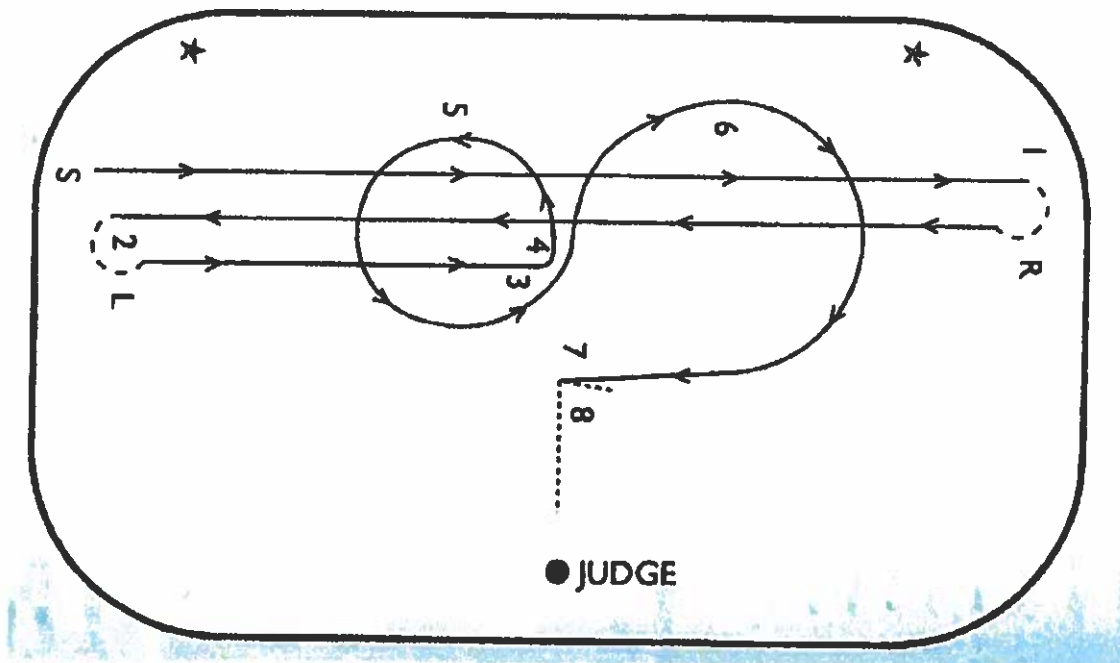
# Wyoming 4-H

## Wyoming 4-H Reining Pattern (Junior) – 1

The ride pattern follows:

- S. Start - run with speed.
1. Stop - pivot to right and run with speed.
2. Stop - pivot to left and run.
3. Sliding stop.
4. Quarter turn to left.
5. Begin slow circle to the left in correct lead.
6. Ride circle to right with speed in correct lead.
7. Sliding stop - settle horse.
8. Back.
9. Ride to judge for inspection.

A bridle may be dropped at a judge's discretion.

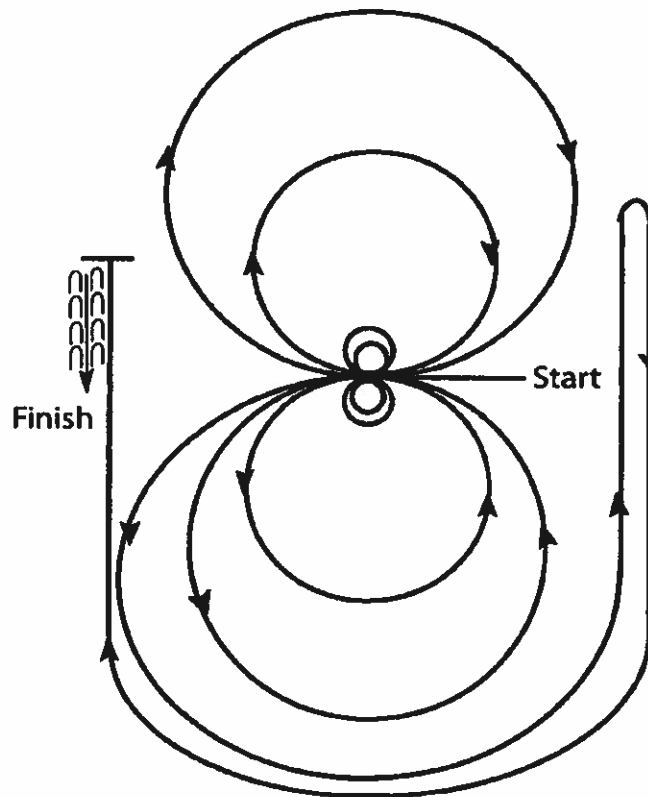


Pattern Provided by: *Wyoming 4-H*

# 2022 Sweetwater Co. Fair - 4-H/FFA Show

## Open/4-H Reining (Intermediate (11-13))

Show Date: 07/31/ - 8/5/2022



Horses may walk or trot to the center of the arena. Horses must walk or stop prior to starting the pattern. Begin at the center of the arena facing the left wall or fence.

1. Beginning on the left lead, complete two circles to the left. Stop at the center of the arena. Hesitate.
2. Complete two spins to the left. Hesitate.
3. Beginning on the right lead complete two circles to the right. Stop at the center of the arena. Hesitate.
4. Complete two spins to the right. Hesitate.
5. Beginning on the left lead, go around the end of the arena, run down the right side of the arena past center marker, stop and roll back right.
6. Continue around the end of the arena and run down the left side of the arena past the center marker. Stop. Back up.

[R/NRHAP-12]

**Pattern Provided by:**

**SWCO. 4-H Horse Development Com.**



[www.HorseShowPatterns.com](http://www.HorseShowPatterns.com)



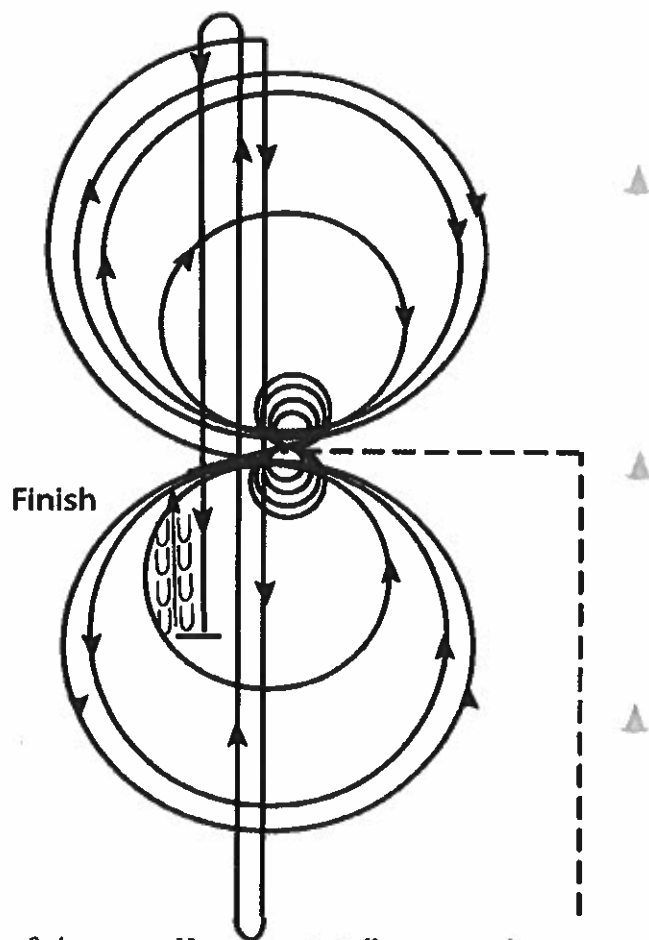
- [R/NRHAP-13]**

©2022 HorseShowPatterns.com. All Rights Reserved.

# 2022 Sweetwater Co. Fair - 4-H/FFA Show

## OPEN ADULT REINING (Adult (19 & Over))

Show Date: 07/31/ - 8/5/2022



Horses must trot to the center of the arena. Horses must walk or stop prior to starting pattern. Begin at the center of the arena facing the left wall or fence.

1. Complete four spins to the left. Hesitate.
  2. Complete four spins to the right. Hesitate.
  3. Beginning on the right lead, complete three circles to the right; the first small and slow; the next two circles large and fast. Change leads at the center of the arena.
  4. Complete three circles to the left; the first small and slow; the next two circles large and fast. Change leads at the center of the arena.
  5. Begin a large circle to the right, but do not close this circle. Run down the center of the arena past the end marker and do a right rollback - no hesitation. C
  6. Run up the middle to the opposite end of the arena past the end marker and do a left rollback - no hesitation.
  7. Run past the center marker and do a sliding stop. Back up to the center of the arena or at least 10 feet (3m). Hesitate to demonstrate completion of pattern.
- Rider must dismount and drop bridle to the designated judge.

[R/NRHAP-11]

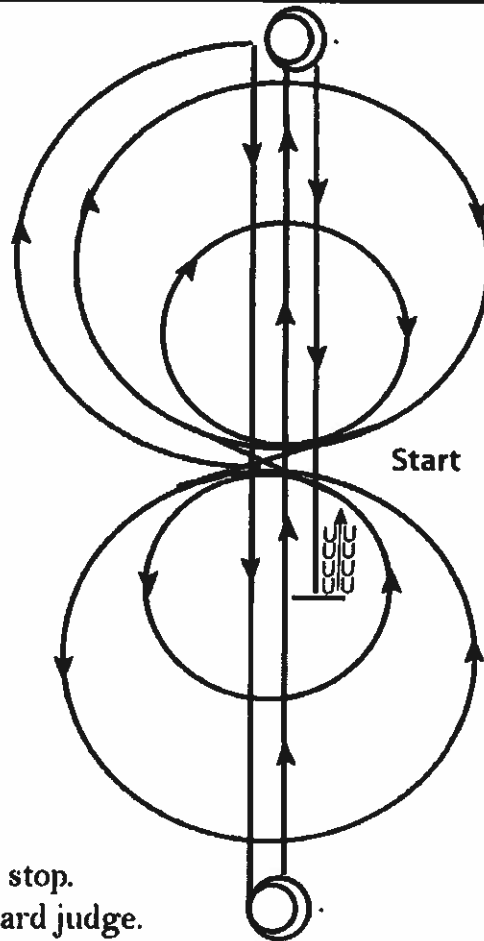
**Pattern Provided by:**

**SWCO. 4-H Horse Development Com.**

# 2022 Sweetwater Co. Fair - 4-H/FFA Show

## Working Cow Horse (Intermediate (11-13))

Show Date: 07/31/ - 8/5/2022



Pattern 12

Trot to center of arena, stop.

Start pattern facing toward judge.

1. Beginning on the right lead, complete 2 circles to the right; the first circle large and fast and the second circle small and slow. Change leads at the center of the arena.
2. Complete 2 circles to the left, the first circle large and fast and the second small and slow. Change leads at the center of the arena.
3. Continue around end of arena without breaking gait or changing leads, run down center of arena past end marker, and execute a square sliding stop.
4. Complete 3 1/2 spins to the left.
5. Run down center of arena past end marker and execute a square sliding stop.
6. Complete 3 1/2 spins to the right.
7. Run down center of arena past center marker and execute a square sliding stop.
8. Back at least 10 feet.
9. Hesitate to complete pattern.

[NRCHAWC/12]

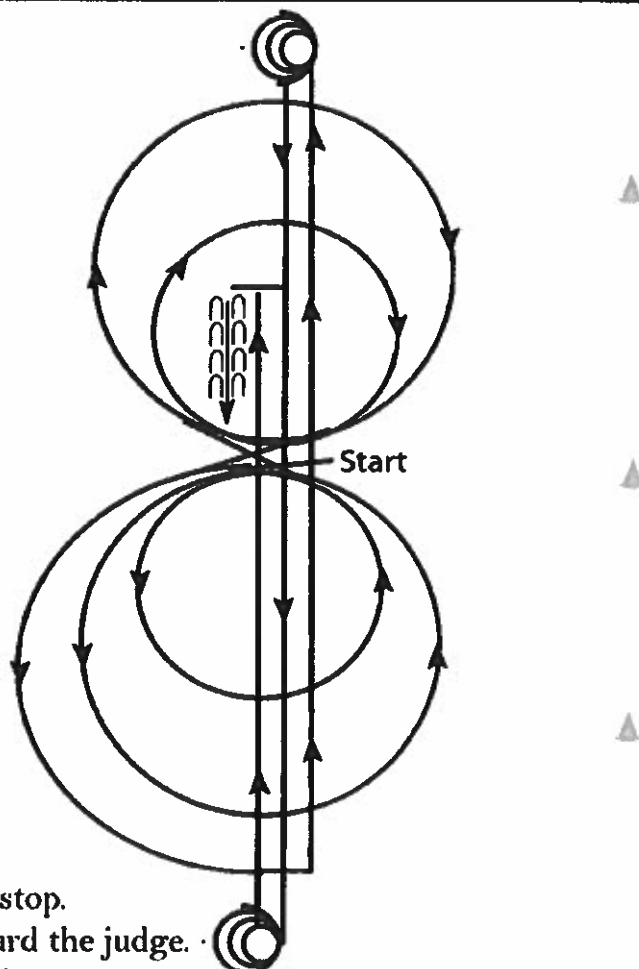
**Pattern Provided by:**

**SWCO. 4-H Horse Development Com.**

# 2022 Sweetwater Co. Fair - 4-H/FFA Show

## Working Cowhorse (Sr (14-18) & FFA)

Show Date: 07/31/ - 8/5/2022



Pattern 11

Trot to center of arena, stop.

Start pattern facing toward the judge.

1. Beginning on the left lead, complete 2 circles to the left; the first circle large and fast, the second circle small and slow. Change leads to the right.
2. Complete 2 circles to the right; the first circle large and fast, the second circle small and slow. Change leads to the left.
3. Continue around end of arena without breaking gait or changing leads. Run down center of arena past end marker and execute a square sliding stop.
4. Complete 3 1/2 spins to the left.
5. Run down center of arena past end marker and execute a square sliding stop.
6. Complete 3 1/2 spins to the right.
7. Run down center of arena past center marker and execute a square sliding stop.
8. Back at least 10 feet.
9. Hesitate to complete pattern.

[NRCHAWC/11]

**Pattern Provided by:**

**SWCO. 4-H Horse Development Com.**