

**2026 Sweetwater County Fair**  
**OPEN/YOUTH(4-H)/FFA Wyoming Big Show Horse Show Schedule**  
**(4/28/2026, tentative)**

**SUNDAY, JULY 26**

**7:30 am-12 pm**

**4-H/FFA HORSE CHECK-IN-MANDATORY**

<b>Open Class Horse Show</b>	
Open Showmanship	NORTH RING:10 & under, Adult SOUTH RING:11-13, 14-18
Open Halter	NORTH RING: stallions will show by themselves followed by geldings. SOUTH RING: mares <b><u>Short break tack change</u></b>
Open Leadline	NORTH RING: Leadline 7 & Under run by itself.
Open Western Pleasure	SOUTH RING: Walk Trot (following lead line) **
Open Western Pleasure/Horsemanship	NORTH RING: 10 & Under (loping), Adult
Open Western Pleasure/Horsemanship	SOUTH RING: 11-13, 14-18 YOUTH (4-H)/FFA & Open Ranch Riding NORTH RING: 10 & under, 11-13, 14-18, ( <b>DOUBLE JUDGED</b> ) Adult
Open Mini Show**	NORTH RING: Mini Showmanship, Halter (stallions, geldings, mares) ** Following halter, Obstacle in Hand SOUTH RING: Obstacle in Hand 10 & under, 11-13, 14-18, Adult** Following Obstacle in Hand, Jumping**- <b>DOUBLE JUDGED</b> NORTH RING: Mini Jumping 10 & under, 11-13, 14-18, Adult** <b>DOUBLE JUDGED</b>
YOUTH(4-H)/FFA & Open Trail	SOUTH RING- 4-7 Assisted Obstacle Course SOUTH RING: <b>DOUBLE JUDGED</b> Walk Trot 10 & under, 10 & Under (loping),11-13, 14-18, Adult

**MONDAY, JULY 27**

**9 am**

**YOUTH (4H)/FFA Showmanship, Halter, Performance,  
Mini Show, Working Cow Horse**

Showmanship	NORTH RING: Intermediate (11-13) SOUTH RING: FFA, Senior (14-18) ***Junior 8-10 Showmanship will follow in ring that finishes first
Halter	NORTH RING: Quarter Horses SOUTH RING: Any Other Breed ***geldings will show first, then mares***
Performance	NORTH RING: 4-H/FFA Hunter Hack/Hunter Under Saddle/Hunt Seat Equitation NORTH RING 8-10, 11-13 SOUTH RING 14-18 Western Pleasure -SR (14-18), Int (11-13), JR (8-10), Walk Trot** (8-10) Western Horsemanship – SR (14-18), Int (11-13), JR (8-10) Western Riding- SR (14-18), Int (11-13), JR (8-10) ***hoof black and fake tails allowed (no fake tails at WSF) *** Mini Horse Show** NORTH RING: Halter** (geldings then mares) Showmanship**- SR (14-18), Int (11-13), JR (8-10) 4-H/FFA Working Cow Horse SR (14-18), Boxing only-Int (11-13) **

6 pm

NORTH RING: Open Freestyle Reining-10 under, 11-13, 14-18, adult 19+  
YOUTH (4-H)/FFA/Open Reining (**DOUBLE JUDGED**)-10 & under, 11-13,  
14-18, Adult 19+

**TUESDAY, JULY 28**

10:30 am

**Youth (4-H)/FFA Timed Events**

Barrel Race, Pole Bending, Flag Race-  
SR (14-18), Int (11-13), JR (8-10), Walk Trot (8-10)  
Goat Tying- SR (14-18), Int (11-13),  
Breakaway Roping-SR (14-18)  
Team Roping-SR (14-18)

5 pm

**Mini Costume Class**

YOUTH (4-H)/Open **DOUBLE JUDGED** Mini Costume Class\*\*  
10 Under, 11-13, 14-18, Adult 19+

6 pm

**Open Timed Events**

Barrel Race, Pole Bending, Flag Race  
Walk Trot 10 & under, 10 & under (loping), 11-13, 14-18, Adult 19+

**FRIDAY, JULY 31**

9 am

OPEN/YOUTH (4-H)/FFA Team Sorting-SR (14-18)

**SATURDAY, AUG 2**

11 am

YOUTH (4-H)/FFA and Open Class All-Around Awards Presentation

## Wyoming's Big Show, The Sweetwater/Daggett County Fair 2026 Tentative Schedule

updated 4-28-26

<u>Friday, July 17</u>	<b>ALL FFA/YOUTH 4-H Entries must be entered by 5pm into ShoWorks, no exceptions!</b>	
<u>Tuesday, July 21</u>		
<b>6:00 PM</b>	YOUTH 4-H/FFA Superintendent Training	Bison Meeting Room
<u>Wednesday July 22</u>	<b>All HORSE entries Horse Open Classes must be entered into ShoWorks by 5PM</b>	
<u>Thursday, July 23</u>		
<b>12:00 PM-5:00 PM</b>	YOUTH (4-H) Static Exhibit Judging - Photography, Handicrafts, Crocheting, Knitting, Quilting, Food, Nutrition & Preservation, YOUTH (4-H) Visual Arts, YOUTH (4-H) Cake Decorating, S.E.T., Natural Resources, Youth Leadership	Exhibit Hall
<b>3:00 PM-5:00 PM</b>	YOUTH (4-H) Static Exhibit Judging - Non-Live Animal Projects, Pocket Pets, Cloverbud Projects	Exhibit Hall
<b>5:00 PM-6:00 PM</b>	YOUTH (4-H) Static Exhibit Judging - Fashion & Fabric, Fashion Revue	Exhibit Hall
<u>Saturday, July 25</u>		
<b>1:00 PM-5:00 PM</b>	Exhibit Hall Booth Setup	Exhibit Hall
<b>1:00 PM-5:00 PM</b>	FFA Static Entries Accepted	Exhibit Hall
<b>1:00 PM-5:00 PM</b>	Open Class Entries Accepted	Exhibit Hall
<u>Sunday, July 26</u>		
<b>7:30 AM - 12:00PM</b>	<b>YOUTH (4-H)/FFA Horse ID Check In - Required Today Only</b>	Indoor Arena
<b>9:00 AM-7:00 PM</b>	Booth & Concession Move In	Exhibit Hall, Midway, Tents
<b>9:00 AM-7:00 PM</b>	Open Class Entries Accepted	Exhibit Hall
<b>9:00 AM</b>	Open Horse Showmanship & Halter,	Indoor Arena
<b>11:00 AM</b>	Open Horse Leadline, Western Pleasure, Western Horsemanship, & YOUTH (4-H)/FFA Ranch Riding (Double Judged)	Indoor Arena
	Open Mini Halter, Obstacle in Hand & Jumping(4-H/FFA & Open Double Judged), 4yr to 7yr Assisted Obstacle Course, 4-H/FFA & Open Trail - (Trail is Double Judged)	Indoor Arena
<u>Monday, July 27</u>		
<b>9:00 AM</b>	YOUTH (4-H)/FFA Horse Showmanship, Halter, 4-H/FFA Hunter Hack, Hunter Under Saddle & Hunt Seat Equitation, Western Pleasure, Western Horsemanship, Western Riding, Mini Halter, Mini Showmanship, Working Cowhorse	Indoor Arena
<b>9:00 AM</b>	Open Class Static Exhibit Judging	Exhibit Hall
<b>9:00 AM - 7:00 PM</b>	Booth & Concession Move In	Midway & Tents
<b>5:00 PM</b>	FFA Static Entry Judging	Exhibit Hall
<b>5:00 PM</b>	<b>ALL SWINE, BEEF, SHEEP, AND GOATS ARE DUE ON THE GROUNDS</b>	<b>Stalls/Pens</b>
<b>5:00 PM</b>	All YOUTH 4-H Club Baskets are Due to the 4-H Office for Silent Auction	Crow's Nest Fair Office
<b>5:00 PM</b>	<b>MANDATORY YOUTH 4H/FFA MEMBER MEETING-except horse show participants</b>	<b>Indoor Arena south bleachers</b>
<b>6:00 PM</b>	Open Horse Free Style Reining (open only) & YOUTH 4-H/FFA, Open Reining - Double Judged	Indoor Arena
<u>Tuesday, July 28</u>	<u>Sponsored by Madsen Construction, Wyoming Rents</u>	<b>Wyoming Day</b>
<b>6:30:00 AM</b>	YOUTH 4-H/FFA Swine Weigh In	Scales in Indoor Arena
<b>8:00 AM - 10:00 AM</b>	Open & YOUTH 4-H/FFA Poultry Check In	Sheep Barn
<b>8:00 AM - 10:00 AM</b>	Open & YOUTH 4-H/FFA Rabbit Check In	Sheep Barn
<b>9:00 AM - 10:00 AM</b>	YOUTH 4-H/FFA Sheep & Goat Weigh In	Scales in Indoor Arena
<b>9:00 AM - 12:00 PM</b>	Booth & Concession Move In	Exhibit Hall, Midway & Tents
<b>10:00 AM - 11:00 AM</b>	YOUTH 4-H/FFA Steer Weigh In	Scales in Indoor Arena
<b>10:30 AM</b>	YOUTH 4-H/FFA Horse Barrel Race, Pole Bending, Flag Race, Goat Tying, Breakaway Roping, Team Roping	Indoor Arena
<b>11:30 PM</b>	Open & YOUTH 4-H/FFA Poultry Show	Sheep Barn
	Open & YOUTH 4-H/FFA Rabbit Show follow immediately after poultry show	Sheep Barn
<b>2:00 PM</b>	Main Gates, Exhibit Hall & Midway Open	Grounds
<b>5:00 PM</b>	Open & YOUTH 4-H/FFA Miniature Costume Class - Double Judged	Indoor Arena
<b>6:00 PM</b>	Open Horse Barrel Race, Pole Bending & Flag Race	Indoor Arena
<b>6:00 PM - 10:00 PM</b>	Brown's Amusement Carnival	Carnival
<u>Wednesday, July 29</u>	<u>Sponsored by We Soda</u>	<b>Kids Day</b>
<b>8:00 AM</b>	YOUTH 4-H/FFA Swine Showmanship & Market Classes	Indoor Arena
<b>10:30 AM</b>	Main Gates, Exhibit Hall & Midway Open	Grounds
<b>12:00 PM - 11:00 PM</b>	Brown's Amusement Carnival, Pay one price from 12pm to 5pm	Carnival Special
<b>3:30 PM-8:30 PM</b>	Small Animal Education	Sheep Barn
<b>4:00 PM</b>	YOUTH 4-H/FFA Sheep Showmanship & Market Classes followed by the YOUTH 4-H/FFA Goat Showmanship & Market Classes, followed by the Breeding Goat Classes & followed by the Dairy Goat Classes	Indoor Arena
<u>Thursday, July 30</u>	<u>Sponsored by Commerce Bank, Pacific Steele, Little America</u>	<b>Group Day</b>
<b>3:00 PM</b>	Wool Judging	Sheep Barn
<b>10:00 AM</b>	YOUTH 4-H/FFA Beef Showmanship & Market Classes	Indoor Arena
<b>10:30 AM</b>	Main Gates, Exhibit Hall & Midway Open	Grounds
<b>3:30 PM-8:30 PM</b>	Small Animal Education	Sheep Barn
<b>5:00 PM - 12:00 AM</b>	Brown's Amusement Carnival, Buddy Special, Buy One Get One, 5 PM to 7 PM	Carnival Special
<b>5:30 PM</b>	Team Roping	Indoor Arena
<b>6:00 PM</b>	YOUTH 4-H Cat Show Check In	Sheep Barn
<b>6:30 PM</b>	YOUTH 4-H Cat Show	Sheep Barn

<b>Friday, July 31</b>	<b>Sponsored by Kelly's Convenience Centers, Memorial Hospital, Western Eg</b>	
7:00 AM	YOUTH 4-H Dog Showmanship & Confirmation followed by Dog Agility, Rally & Obedience	Grass Area
8:00 AM	Team Sorting	Indoor Arena
9:30 AM	Livestock Judging Clinic	Livestock Barns
10:30 AM	Main Gates, Exhibit Hall & Midway Open	Grounds
2:00 PM	YOUTH 4-H/FFA Round Robin	Livestock Barns
3:30 PM-8:30 PM	Small Animal Education	Sheep Barn
4:00 PM - 8:00 PM	Premium Payout	Exhibit Hall Information Desk
<b>Saturday, August 1</b>	<b>Sponsored by Simplot</b>	
7:00 AM-10:00 AM	YOUTH 4-H/FFA NON AUCTION Livestock Exhibit Release	Indoor Arena
8:00 AM	Horseshoe Tournament	Horseshoe Pits
9:00 AM	YOUTH 4-H/FFA State Fair Meeting - <b>Mandatory</b>	Indoor Arena/Concession Side
10:30 AM	Main Gates, Exhibit Hall & Midway Open	Grounds
10:00 AM	SR Recognition, Herdmanship Awards, followed by 4-H Shooting Sports Awards/Buckle Presentations	Indoor Arena
10:45 AM - 12:00 PM	YOUTH 4-H/FFA Horse Presentation Awards/Buckle Presentations	Indoor Arena
12:00 PM - 6:00 PM	Premium Payout	Exhibit Hall Information Desk
12:00 PM	Livestock Auction Buyer's BBQ	Indoor Arena
1:00 PM - 12:00 AM	Brown's Amusement Carnival	Carnival
2:00 PM	Livestock Auction	Indoor Arena
5:00 PM-8:30 PM	Small Animal Education	Sheep Barn
4:00 PM	Bocci Ball Tournament	Grass Area
<b>Sunday, August 2</b>		
8:00 AM	Bocci Ball Tournament	Grass Area
8:00 AM - 12:00 PM	YOUTH 4-H/FFA Exhibit Release	Exhibit Hall
9:00 AM - 12:00 PM	Premium Payout	Exhibit Hall Information Desk
	Open Exhibit Release	Exhibit Hall
	<b>All Animals Must Be Off The Grounds By Noon</b>	

# General Horse Show Rules & Regulations

## Code of Conduct

- ✓ The horse department supervisor and judges reserve the right to interpret rules and regulations and to settle and determine all matters, questions, and differences.
- ✓ Unsportsmanlike conduct will not be tolerated, and the offending exhibitor will forfeit premiums and may immediately be dismissed from the class, show and/or fairgrounds.
- ✓ Unsportsmanlike conduct such as direct criticism or interference with the judge, fair/show management, other exhibitors, or show officials before, during, or after the competitive event is prohibited. All judges, fair/show management, or other show officials shall be treated with courtesy, cooperation and respect and no person shall direct abusive or threatening conduct toward them.
- ✓ Participants, judges, and clerks are the only people permitted inside the arena once the show begins. Entering the ring or causing an interruption of the show may result in disqualification and/or eviction from the grounds.
- ✓ After a class has been placed and the judge's card has been signed, the class cannot be re-run. The judge's decision is final.

**Contestants must register on-line at [www.sweetwaterevents.com](http://www.sweetwaterevents.com).** Registration can also be completed at a computer terminal located at the Fair Office. Telephone entries will not be accepted. NO REFUNDS OF ENTRY FEES. For further information, call 352-6789 ext. 100.

- 1. ALL OPEN HORSE ENTRIES ARE DUE FRIDAY, JULY 22nd AT 5:00pm**
2. **STALLS:** Reserve stalls by calling the Events Complex at 307-352-6789 ext. 103. Stalls are free but exhibitors must clean them before premiums are released. Shavings are not provided; the facility has bagged shavings for purchase on grounds. Stalls will be available for renters beginning Saturday, July 25th after 12:00 p.m. Stalls must be cleaned daily and upon check-out. All material should be disposed of on the east end of the shed rows. Any horse found in a stall not assigned will be removed from the show and will forfeit prizes won.
3. **SPECIAL EVENTS:** Team Sorting, Barrel Race, Team Roping are special events. Information or promoters' contact details are included in this handbook.
4. **YOUTH CLASSES:** **All youth must compete with a proper fitting saddle and tack.** Participants must be 19 years of age or older to show any stallion in any class.
5. **BIRTHDAY:** Birth date is required on all entries to qualify. Age divisions are categorized according to age as of January 1st of the current year for contestants and horses. Birth date of horse required on all halter entries.
6. **ENTERING:** No horse may be entered in any class more than once. Contestants may enter individual events on more than one horse
7. **JUDGING:** To qualify for judging, each contestant must appear wearing the correct number, plainly visible. Any horse not in the ring after the gates are closed for his class shall be refused to that class. One-minute maximum waiting period. The show will refer to the following resources for show rules: AQHA, AMHR, NHSRA RULE BOOKS. The judge's decision in all events is final. Judge or committee will NOT review video footage to adjust.
8. **ATTIRE:** Western attire must be worn in all western classes. This includes a western hat (or helmet), long sleeved shirt or blouse and smooth soled cowboy boots.

9. **WARM-UP:** Horse exhibitors are instructed not to ride or exercise their horse through or around any of the other livestock barns. Adequate exercise areas, away from crowds and other livestock barns, are provided.
10. **DISEASE:** Any horse with a disease will be asked to leave the Fairgrounds.
11. **HORSES** must have proper brand inspection to move across county and/or state lines.
12. **RIGHT OF REFUSAL:** The Sweetwater County Fair Board reserves the right to reject anyone or any animal at any time for disrespect of the rules, rough treatment of animals, or any other reason they deem reasonable without being held liable for compensation or damages. Discrepancy of rules will be reviewed by supervisor and could result in disqualification. Contestants may be removed from competition if they exhibit an inability to control their animal and present a threat to the safety of themselves or other contestants.
13. **PARKING:** All trucks and trailers are to be parked in the area provided North of the Indoor Arena or East of the covered horse stalls.
14. **LEADLINE & WALK TROT:** Riders competing in **LEADLINE** must be 4-7 years old. New class is added for Assisted Obstacle Course for the ages of 4-7 years old (will be allowed to use any size of horse with assistance only). When assisting with Leadline or Assisted Obstacle Course may only have an assistant that is a responsible person 16 years or older and the child must compete in proper fitting tack, judged at a walk & jog. Riders competing in **WALK TROT** classes are only eligible for walk trot classes halter & showmanship. If a horse breaks gate in walk trot classes, for more than 3 strides the contestant will be disqualified. Walk Trot contestants cannot be led by a person on the ground.

**15. FREESTYLE REINING RULES:**

Reining maneuvers originated from moves that a cow horse must use in performing its duties and have been refined to the high level of competition existing today. Freestyle Reining not only provides an opportunity to use these maneuvers creatively, but also to expand them to music by means of choreography. Riders are encouraged to use musical scores which permit them to show the athletic ability of the horse in a crowd appealing way. NRHA rules will apply except where the following rules preempt the same.

REQUIRED MANEUVERS will be defined as follows.

- A minimum of 4 consecutive spins to the right
- A minimum of 4 consecutive spins to the left
- A minimum of 3 stops
- A minimum of 1 lead change at the canter from right to left.
- A minimum of 1 lead change at the canter from left to right.

Exhibitors will only be judged astride. Exhibitors are allowed to use two hands (as well as one or no hands) and any bit approved by the NRHA rule book, including snaffle bits and bosals approved for use in the Snaffle Bit or Hackamore classes. Failure to complete all the required maneuvers or failure to complete the pattern within the time limit will result in no score. Additional maneuvers and additional repetitions of required maneuvers are appropriate in the freestyle classes.

**TIME LIMIT is a maximum of 4 minutes.** The time limit will be from the beginning of the music or from the beginning of the introduction (whichever comes first) and will end with the music.

COSTUMES are permitted but not required. Emphasis is placed on performing the reining maneuvers to music. PROPS are permitted but at no time may they hinder the judges' view of the horse. The use of props will not add to the score.

16. **RANCH RIDING**-In ranch riding, the horse is judged on its ability to work forward, working speed while performing required and optional maneuvers. The ranch riding horse should simulate horse riding outside the confines of an arena and reflect the versatility, attitude, and movement of a working horse.

- a. Refer to AQHA Rule book for rule information. Hoof black and fake tails will be allowed in the Ranch Riding at County Fair.
- b. The judges' decision is final. No reviewing of videos.

16. **PROTESTS**: Should a conflict arise regarding entries or qualifications, exhibitors can submit an official protest to Events Complex staff. All protests shall be in writing detailing the complaint. Events Complex staff will meet with the department supervisor and judge to review the protest and decision. That decision will be final. As far as results, the judge's decision in all events is final. Judge or committee will NOT review video footage to adjust.

17. **ALL AROUND HORSE AWARD – Buckles to Champion & Reserve Champion**

Presented based on points accumulated by Horse & Rider as a team participating in Reining, Western Pleasure, Western Horsemanship, Barrel Racing, Pole Bending, Flag Race, Trail, Ranch Riding and Showmanship. Contestant/Horse must participate in 1 Performance class & 1 speed event class to qualify for All Around Horse Award. Walk Trot All Around Classes are western pleasure, trail, barrel race, pole bending, flag race. The point system will be used on a sliding scale, i.e., if there are six or more contestants in a class, points would be 6-5-4-3-2-1. If only one contestant is in class, the points awarded would be 1. A tie breaking method may be used for high points. (i.e., most 1<sup>st</sup>, 2<sup>nd</sup> etc.)

18. **DOUBLE SHOW CLASSES** – Classes with a class number in both the open & Youth (4-H)/FFA column will be double judged. Both classes will run concurrently. Ribbons, awards, and premiums will be awarded for both the open and Youth (4-H)/FFA classes. For 2026 these include Youth (4H)/FFA/Open Reining, Youth (4H)/FFA/Open Trail, Youth (4H)/FFA/Open Ranch Riding & Youth (4H)/FFA/Open Mini Obstacle In Hand, Mini Jumping.

**Awards**

Open class entries will be placed as First through Sixth unless otherwise specified. See division information for details on ribbons 1<sup>st</sup>-3<sup>rd</sup>, premiums 1<sup>st</sup>-6<sup>th</sup>.

**Awards, Rosettes, Ribbons 1<sup>st</sup>-3<sup>rd</sup> & Premiums 1<sup>st</sup>-6<sup>th</sup> places**

1 <sup>st</sup> place	\$12
2 <sup>nd</sup> place	\$10
3 <sup>rd</sup> place	\$8
4 <sup>th</sup> place	\$6
5 <sup>th</sup> place	\$4
6 <sup>th</sup> place	\$2

### **Open Class Payment of Premiums**

Premium money will be paid in cash upon presenting proper identification at the information desk window located at the EXHIBIT HALL. Premium payouts will follow the schedule below:

Friday, 4:00 pm to 8:00 pm

Saturday, 12 noon to 6:00 pm

Sunday, 9:00 am to 12:00 pm.

Please pick up premium money at the fair as money will not be sent out after the fair. **The deadline for claiming premiums is August 2, 2026.** All premiums not picked up by the deadline will be forfeited.

Premium amounts offered by the Fair cannot be changed nor will extra premiums be awarded by the Board. In the event there is no competition in a class or lot, the judge shall determine what classification the entry would be able to make in the face of competition, prize money and ribbon to be awarded.

### **Awards**

Only First and Second Place winners in each class will be eligible to compete in Championship classes. Only Grand Champion and Reserve champion ribbons will be awarded. No cash awards will be awarded in classes unless specified in the premium list.

**Awards will be given out to qualified winners only. Color of Awards will be as follows:**

Grand Champion	Purple Rosette
Reserve Grand Champion	Lavender Rosette
First Place	Blue Ribbon
Second Place	Red Ribbon
Third Place	White Ribbon

### **Protests**

Should a conflict arise; exhibitors can submit an official protest to the Events Complex staff. All protests shall be in writing detailing the complaint. Events Complex staff will meet with the supervisor and judge for review of the protest and decide. That decision will be final.

### **Fair Store**

RV spaces, horse stalls and admission tickets may be purchased online at [www.sweetwaterevents.com](http://www.sweetwaterevents.com). The fair store opens at 8 a.m. on May 1<sup>st</sup> and RV spaces & stalls are assigned in the order received.

### **A Word to Our Patrons**

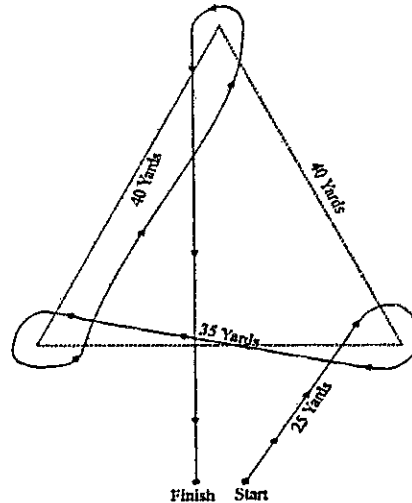
The Sweetwater County Fair is grateful for the cooperation and participation which is regularly received from the many friends throughout this area. Your suggestions for the betterment of our Fair will always be given careful consideration. We appreciate your patronage, and we will always do our best to deserve it.

**ALL EVENTS WILL REFER TO AQHA, NHSRA, AMHR RULE BOOKS**

### **Barrel Racing Rules**

1. Timing shall begin and end as soon as the horse's nose reaches the electric eye.
2. At the signal from the starter or timer, the contestant will go to barrel number 1, passing to the right of this barrel, complete a 360-degree turn, then on to barrel 2, this time passing to the left where another 360-degree turn is completed.

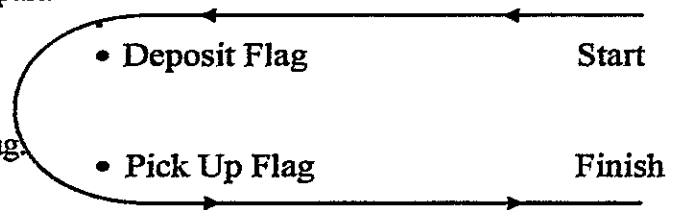
3. As soon as the turn is completed around barrel 3, the contestant sprints the horse to the finish line where the timers stop.
4. This barrel course may also be run to the left. For example, the contestant will start to barrel number 2, turning to the left around this barrel, then to barrel number 1, turning to the right, then to barrel 3, turning again to the right, followed by a sprint to the finish line.
5. Knocking over a barrel will be a 5 second penalty. Breaking the pattern will be a no time.



### Flag Race Rules

1. Time limit: 1 minute
2. Five-gallon buckets set on 55-gallon barrels.
3. Buckets must be filled at least 2/3 full of whole oats.
4. Flags should be 14" long with at least 7" at bottom to stick in oats.
5. Contestants may run course from the right or left. In either case, the bucket on the first barrel is empty; bucket on second barrel contains flag.
6. The contestant is given the #1 flag prior to or upon entering the arena. When the timers and flagger are ready, contestant goes to 1st barrel which holds a 5-gallon bucket and deposits #1 flag into the bucket; then proceeds to 2nd barrel on top of which there is a 5-gallon bucket with #2 flag and retrieves the flag and continues to the finish line.
7. Barrels (2) will be set on the Barrel Racing Lasers
8. Barrels are placed no less than 25 feet apart.
9. Contestants will be disqualified for:

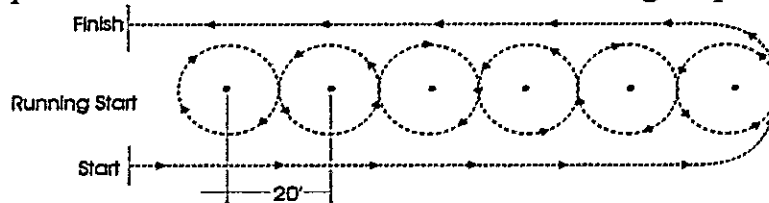
- Circling around barrel.
- Knocking over bucket or barrel.
- Crossing the finish line without a flag.
- Using flag as a whip.
- Flag not remaining in first bucket.
- Anytime a contestant dismounts to retrieve a dropped flag from ground while being timed.



### Pole Bending Rules

- **SECTION 1:** There shall be six poles set in a straight line twenty-one feet apart. The starting line shall be twenty-one feet in front of the number one pole. This line shall also be the finish line.

- **SECTION 2:** Horses shall face the poles at the starting line. At a given signal, riders shall run horses to number six pole, turn and bend back through poles, pivot number one pole and bend back to number six pole, pivot horse and race to finish line.
- If rider should knock a pole down, he or she will be penalized five seconds for each pole. The rider shall continue the course. Breaking the pattern will result in a no time.



### Mini Class Rules

Miniature Horse 48" or shorter will be allowed in any Mini class.

Refer to AMHR rules.

Mini Horse Dress Code 4H FFA pg.15 #7 #8

Per AMHR/NSPPR Rule Book

Dress Code for the Exhibitor should be appropriate for purpose. The dress should be safe, neat, and clean for the Exhibitor. Closed toe/heel foot attire is required [boots or athletic shoes] No T-shirts, shorts, skirts above the knee, strapless tops, or canvas/cloth shoes allowed.

When showing Western style, appropriate western attire must be worn long sleeve shirt, smooth soled boots and hat/helmet are required. When showing English style, appropriate English attire must be worn. Gloves are optional in both styles.

### Showmanship Rules

The showmanship class shall be judged strictly on the exhibitor's ability to fit and show a horse at halter. Judging techniques and procedures will vary according to individual judge's preference; judge's decisions will be final. The ideal showmanship performance consists of a poised, confident, neatly attired exhibitor leading a well-groomed and conditioned horse that quickly and efficiently performs the requested pattern with promptness, smoothness, and precision.

### Western Performance Rules

1. Equipment: Horses shall be shown with a stock saddle, but silver equipment will not count over a good working outfit.
  - Bits: Horses 5 years old and younger may be shown in a snaffle bit, hackamore (bosal), curb bit, half-breed, or spade bit
  - Horses six years old and older may only be shown in a curb bit, half-breed, or spade bit.
  - A snaffle bit shall mean the conventional O-ring, egg-butt, or D-ring. A snaffle bit must be shown with both hands.
  - A hackamore (bosal) shall mean the use of a flexible, braided rawhide or leather, rope bosal, the core of which may be either rawhide or flexible cable.
  - A curb bit shall be referred to as a solid or broken mouthpiece, has shanks and acts with leverage. When a curb bit is used, a curb strap or curb chain is required, but must meet the approval of the judge, be at least one-half inch in width and lie flat against the jaw of the horse.
  - Mechanical Hackamores are not permitted. Slip or gag bits and donut and flat polo mouthpieces are also not acceptable.

2. For more information regarding bits, bosals, etc. please refer to Western Equipment in the current AQHA book.
3. Attire: Riders must wear a western hat or helmet, long sleeve shirt or blouse, and smooth soled cowboy boots. The use of spurs, chaps or similar gear is optional.
4. The use of stallions as pleasure horses will be permitted; however, the judge may order any horse or person from the competition for bad conduct of one or both. No contestant under 19 will be allowed to show a stallion in any class.
5. Riders competing in walk trot classes are only eligible for walk trot classes. If a horse breaks gate in walk trot classes of 3 or more strides the contestant will be disqualified.
6. Any question on technique or style should be addressed to show management prior to showing. Show management and judge's decisions being final.

## **Team Roping**

**Thursday, July 30th at 5:30 pm  
Indoor Arena**

**Produced by Kyle Chrisman 307-260-7673**

## **Team Sorting**

**Friday, July 31st at 9:00 am  
Indoor Arena**

Enter at 8:00 am, Start at 9:00 am

**Produced by W Spear Ranch**

**For more information call Savannah Wegner @ 307-761-1166.**

**WBS After Party Barrel Race  
4D Barrel Race**

**Saturday, August 29 & August 30  
Indoor Arena**

10:00 am

**Produced by Kaylee Lay**

**For more information call Kaylee @ 307-705-1383**

<b>Class #</b>	<b>Class Name</b>
1	OPEN 10 & Under Showmanship-
2	OPEN 11-13 Showmanship,
3	OPEN 14-18 Showmanship,
4	OPEN 19 & Over Showmanship,
5	OPEN Halter, Stallion, 3 and under, all breeds
6	OPEN Halter, Stallion, 4 and over, all breeds
7	OPEN Halter, Gelding, 3 and under, all breeds
8	OPEN Halter, Gelding, 4 and over, all breeds
9	OPEN Halter, Mare, 3 and under, all breeds
10	OPEN Halter, Mare, 4 and over, all breeds
11	OPEN 4-7-year-old Leadline
12	OPEN 10 & Under -- Walk Trot Western Pleasure,
13	OPEN 10 & Under (Loping) Western Pleasure,
14	OPEN 11-13 Western Pleasure,
15	OPEN 14-18 Western Pleasure,
16	OPEN 19 & Over Western Pleasure,
17	OPEN 10 & Under (Loping) Western Horsemanship,
18	OPEN 11-13 Western Horsemanship,
19	OPEN 14-18 Western Horsemanship,
20	OPEN 19 & Over Western Horsemanship,
21	OPEN Halter, Mini or Pony Stallion (48" or under)
22	OPEN Halter, Mini or Pony Gelding (48" or under)
23	OPEN Halter, Mini or Pony Mare (48" or under)
24	OPEN 10 & Under Mini Obstacle In Hand, (48" or Under) <b>DOUBLE JUDGED</b>
25	OPEN 11-13 Mini Obstacle In Hand, (48" or Under) <b>DOUBLE JUDGED</b>
26	OPEN 14-18 Mini Obstacle In Hand, (48" or Under) <b>DOUBLE JUDGED</b>
27	OPEN 19 & Over Mini Obstacle In Hand, (48" or under)- <b>DOUBLE JUDGED</b>
28	OPEN 10 & Under Mini Jumping (In Hand), (48" or Under) <b>DOUBLE JUDGED</b>
29	OPEN 11-13 Mini Jumping (In Hand), (48" or Under) <b>DOUBLE JUDGED</b>
30	OPEN 14-18 Mini Jumping (In Hand), (48" or Under) <b>DOUBLE JUDGED</b>
31	OPEN 19 & Over Mini Jumping (In Hand), (48" or Under) <b>DOUBLE JUDGED</b>
32	OPEN 10 & Under -- Walk Trot Trail - <b>DOUBLE JUDGED</b>
33	OPEN 10 & Under (Loping) Trail <b>DOUBLE JUDGED</b>
34	OPEN 11-13 Trail, <b>DOUBLE JUDGED</b>
35	OPEN 14-18 Trail, <b>DOUBLE JUDGED</b>
36	OPEN 19 & Over Trail, <b>DOUBLE JUDGED</b>
37	OPEN 10 & Under Free Style Reining, (Loping)
38	OPEN 11-13 Free Style Reining,
39	OPEN 14-18 Free Style Reining,
40	OPEN 19 & Over Free Style Reining,
41	OPEN 10 & Under Reining, (Loping) <b>DOUBLE JUDGED</b>
42	OPEN 11-13 Reining, <b>DOUBLE JUDGED</b>
43	OPEN 14-18 Reining, <b>DOUBLE JUDGED</b>
44	OPEN 19 & Over Reining, <b>DOUBLE JUDGED</b>
45	OPEN 10 & Under**Mini Costume Class In Hand (48" or Under) <b>DOUBLE JUDGED</b>

46	OPEN 11-13** Mini Costume Class (In Hand) (48" or Under) <b>DOUBLE JUDGED</b>
47	OPEN 14-18**Mini Costume Class (In Hand) (48" or Under) <b>DOUBLE JUDGED</b>
48	OPEN 19 & Over Mini Costume Class (In Hand) (48" or Under) <b>DOUBLE JUDGED</b>
49	OPEN 10 & Under -- Walk Trot Barrel Race,
50	OPEN 10 & Under Barrel Race, (Loping)
51	OPEN 11-13 Barrel Race,
52	OPEN 14-18 Barrel Race,
53	OPEN 19 & Over Barrel Race,
54	OPEN 10 & Under Pole Bending, -- Walk Trot
55	OPEN 10 & Under Pole Bending, (Loping)
56	OPEN 11-13 Pole Bending,
57	OPEN 14-18 Pole Bending,
58	OPEN 19 & Over Pole Bending,
59	OPEN 10 & Under -- Walk Trot Flag Race
60	OPEN 10 & Under (Loping) Flag Race,
61	OPEN 11-13 Flag Race,
62	OPEN 14-18 Flag Race,
63	OPEN 19 & Over Flag Race,
64	OPEN 14-18 Ranch Riding <b>DOUBLE JUDGED</b>
65	OPEN 11-13 Ranch Riding <b>DOUBLE JUDGED</b>
66	OPEN 10 & Under Ranch Riding <b>DOUBLE JUDGED</b>
67	OPEN 19 & Over Ranch Riding
68	OPEN 19 & Over Mini Showmanship
69	OPEN 14-18 Mini Showmanship
70	OPEN 11-13 Mini Showmanship
71	OPEN 10 & Under Mini Showmanship
72	OPEN 4-7-year-old Assisted Obstacle Course

# **YOUTH HORSE SHOW DIVISION JUDGING EXPECTATIONS**

## **Junior Division (10 & Under, 4-7)**

### **Including 10 & Under Walk-trot**

- Judging will be lenient
- Focus on learning and encouragement
- Emphasis on positive experience over perfection

## **Intermediate Division (Ages 11-13)**

- Expected to be knowledgeable of class requirements
- Should demonstrate basic skills and pattern performance
- Encouraged to show growing independence and understanding

## **Senior Division (Ages 14-18 and 19 and over)**

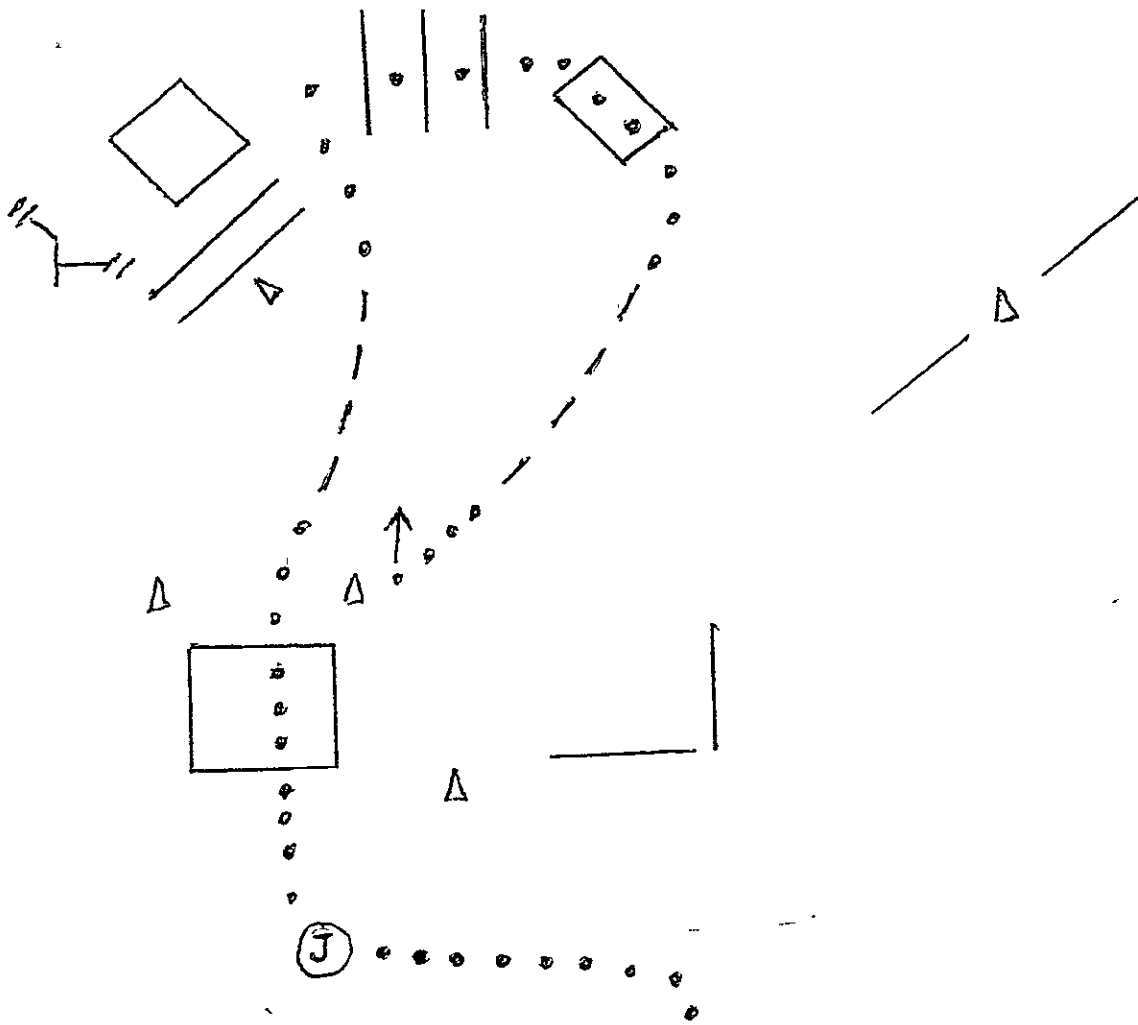
- Expected to perform correct patterns
- Must demonstrate proper showmanship and riding skills
- Judging will reflect higher standards of execution and control

# 2026 Wyoming's Big Show

## Youth<sub>(4H/FFA)</sub>/Open Horse Show

July 26-28, 2026

Open Assisted Pee Wee 4 yr -7yr Obstacle Course



1. Walk to judge, set up for inspection as in showmanship.  
Contestant should demonstrate some knowledge of the quarter system
2. At nod from judge, contestant walks horse thru square, then jogs horse a few strides, then walks horse to 3 poles
3. Walk over 3 poles
4. Walk over bridge
5. Walk, then jog, then walk to cone
6. Back Horse at cone
7. Look to judge for dismissal

Walk .....  
 Jog .....  
 Back —————>

**Sweetwater Events Complex & Horse Development**

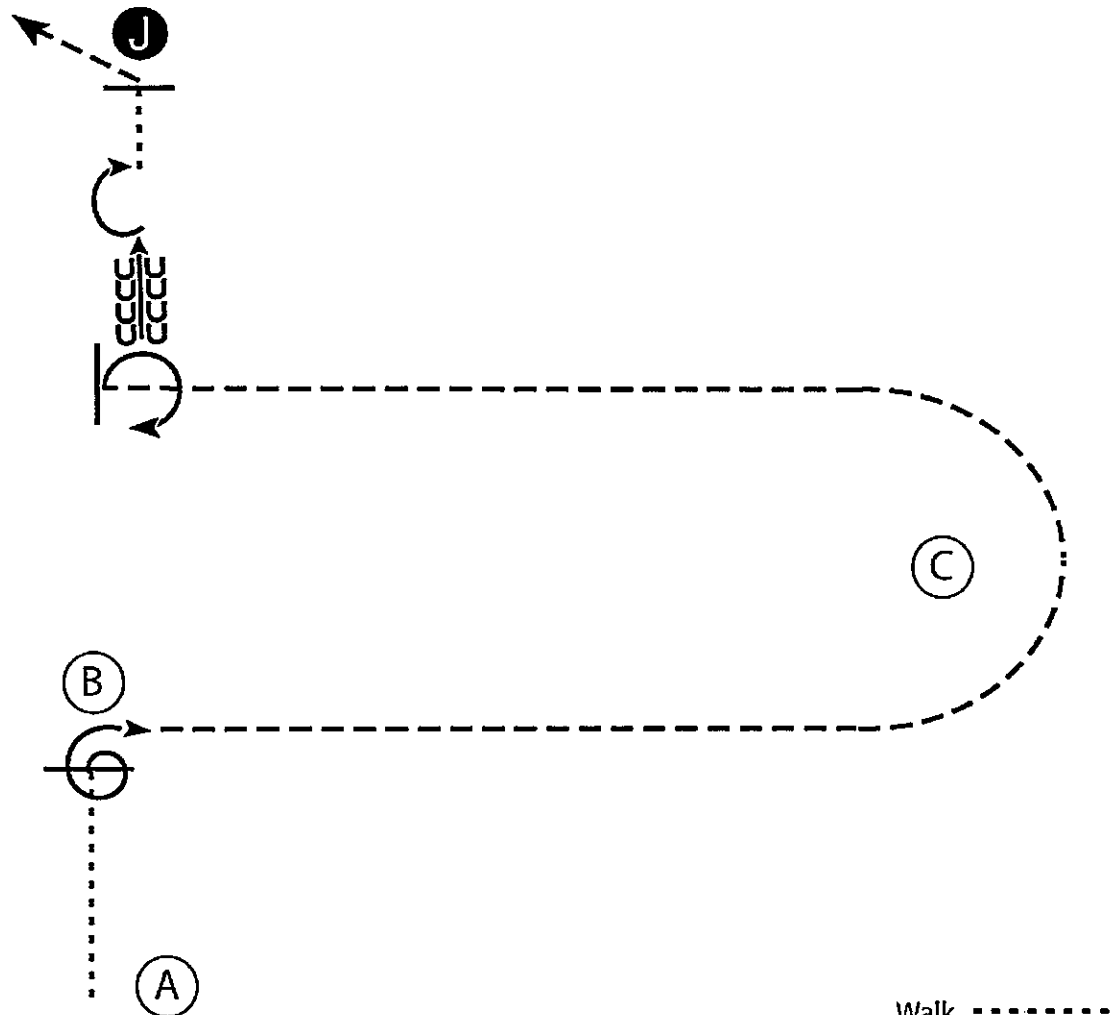
# 2026 Wyoming's Big Show Youth(4-H/FFA)/Open Horse Show

## Open Showmanship (Adult 19 Over)

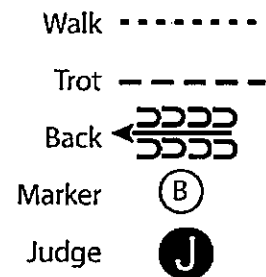
Show Date: July 26-July 28, 2026

w w w . H o r s e S h o w P a t t e r n s . c o m

w w w . H o r s e S h o w P a t t e r n s . c o m



1. Walk from A to B. At B stop.
2. Perform a 450 degree turn and trot around C.
3. Stop when even with B. Perform a 270 degree turn and back 5 steps.
4. Perform a 180 degree turn. Walk to the Judge and set up for inspection.
5. When dismissed trot to the line-up.



[S/3-4]

Pattern Provided by:

Sweetwater EventsComplex/Horse Committee

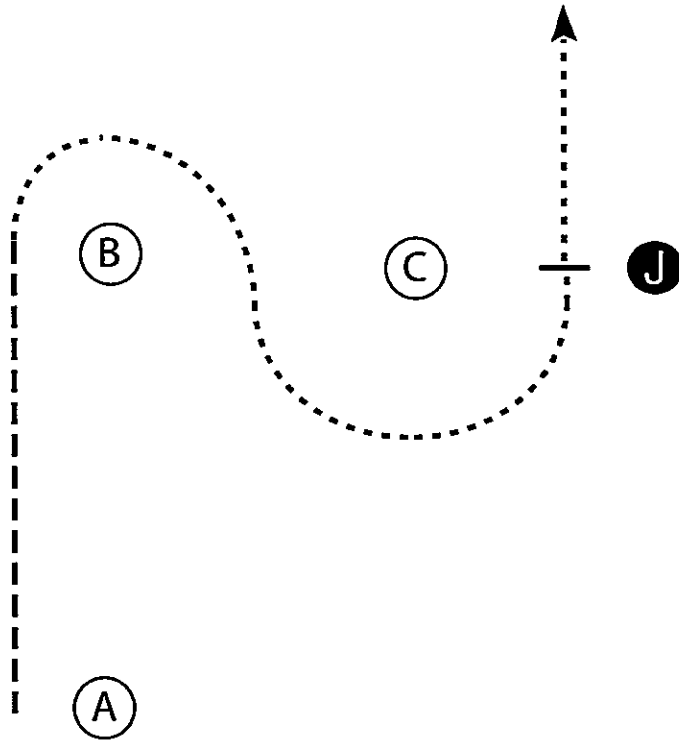
# 2026 Wyomings Big Show Youth(4-H/FFA)/Open Horse Show

## Open Showmanship (14-18)

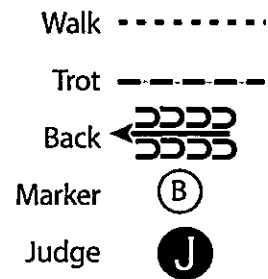
Show Date: July 26-July 28, 2026

www.HorseShowPatterns.com

www.HorseShowPatterns.com



1. Trot from A to B.
2. Walk from B around C to the Judge.
3. Stop and set up for inspection.
4. When dismissed walk straight away from the Judge.



[S/1-13]

Pattern Provided by:

Sweetwater EventsComplex/Horse Committee

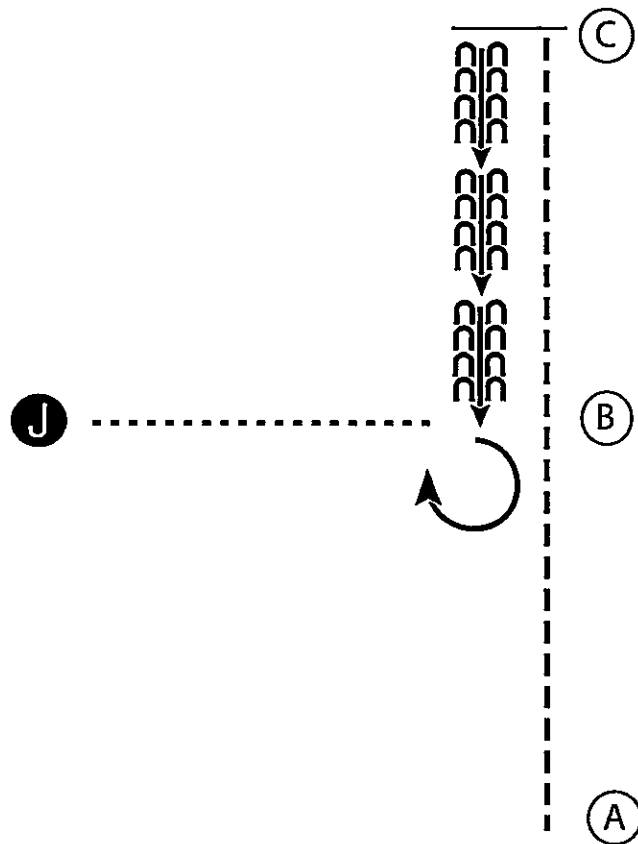
# 2026 Wyomings Big Show Youth(4-H/FFA)/Open Horse Show

## Open Showmanship (11-13)

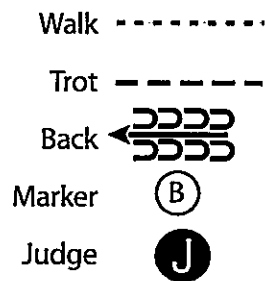
Show Date: July 26-July 28, 2026

W W W . H O R S E S H O W P A T T E R N S . C O M

W W W . H O R S E S H O W P A T T E R N S . C O M



1. Trot from A to C.
2. Stop at C.
3. Back to B.
4. Perform a 270 degree turn.
5. Walk to the judge and set up for inspection.
6. When dismissed walk to line-up.



[S/1-3]

Pattern Provided by:

Sweetwater EventsComplex/Horse Committee

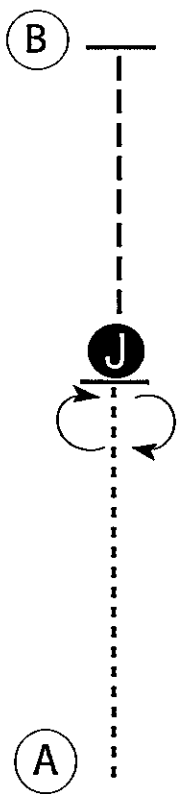
# 2026 Wyomings Big Show Youth(4-H/FFA)/Open Horse Show

## Open Showmanship (8-10)

Show Date: July 26-July 28, 2026

w w w . H o r s e S h o w P a t t e r n s . c o m

w w w . H o r s e S h o w P a t t e r n s . c o m



Be ready at A.

1. Walk from A to Judge.
2. Stop, perform a 180 degree turn and set up for inspection.
3. When dismissed perform a 180 degree turn. (Judge will move out of the line of travel.)
4. Trot to B.
5. Stop at B.

When dismissed, follow the instructions of your ring steward.

Walk	-----
Trot	- - - - -
Back	← ⊃ ⊃ ⊃ ⊃
Marker	⊙ B
Judge	● J

[S/1-8]

**Pattern Provided by:**  
 Sweetwater EventsComplex/Horse Committee

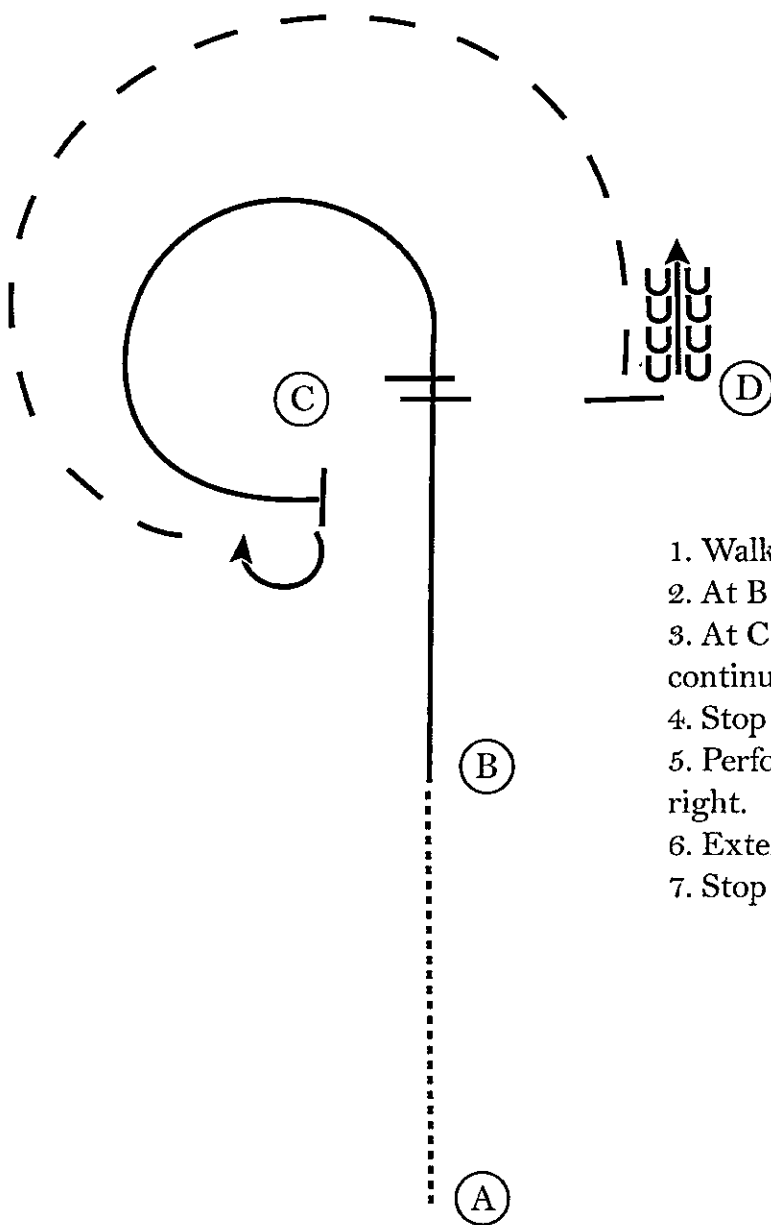
# 2026 Wyomings Big Show Youth(4-H/FFA)/Open Horse Show

## Open Western Horsemanship (Adult 19 & Over)

Show Date: July 26-July 28, 2026

w w w . H o r s e S h o w P a t t e r n s . c o m

w w w . H o r s e S h o w P a t t e r n s . c o m



1. Walk A to B.
2. At B lope on the right lead to C.
3. At C perform a lead change and continue on the left lead around C.
4. Stop at C.
5. Perform a 180 degree turn to the right.
6. Extend the jog around C.
7. Stop at D and back 4 steps.

Walk	.....
Jog	- - - - -
Extended Jog	- - - - -
Lope	—————
Leg Yield	
Lead Change	↙ ↘
Back	←←←←←
Marker	⊙ B
Sidepass	← - - - - →

[WH/2-1]

Pattern Provided by:

Sweetwater EventsComplex/Horse Committee

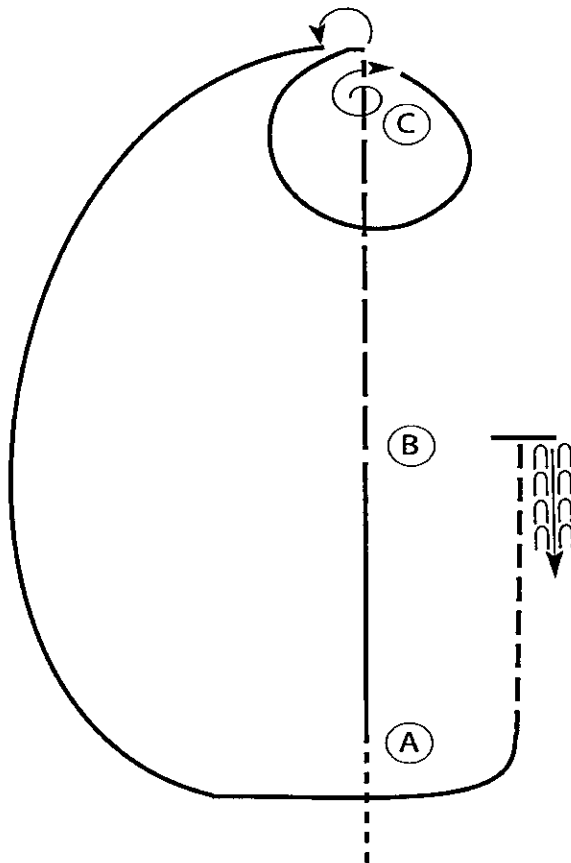
# 2026 Wyoming's Big Show Youth(4-H/FFA)/Open Horse Show

## Open Western Horsemanship (14-18)

Show Date: July 26-July 28, 2026

www.HorseShowPatterns.com

www.HorseShowPatterns.com



Be ready before A.

1. Walk to A.
2. At A, lope on the left lead to B.
3. At B, extend the jog to past C.
4. Stop and perform a 450 degree turn to the right.
5. Lope a circle around C on the right lead.
6. Stop at C and perform a 180 degree turn to the left.
7. Lope a large fast half circle to and around A .
8. At A, jog to B.
9. Stop at B and back 4 approximately one horse length.

Walk	.....
Jog	-----
Extended Jog	—————
Lope	—————
Lead Change	
Back	
Marker	(B)

[WH/3-8]

Pattern Provided by:

Sweetwater EventsComplex/Horse Committee

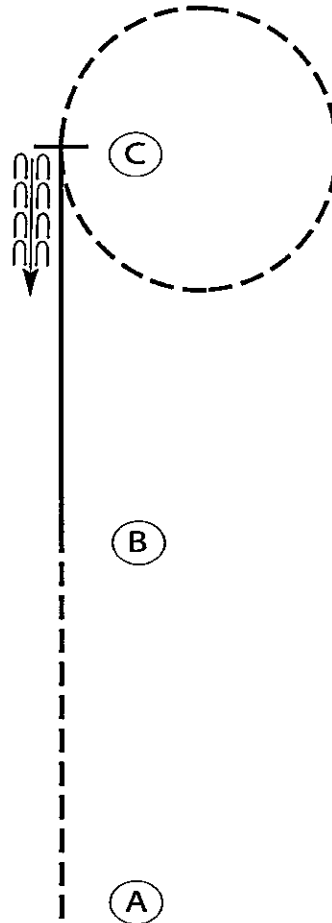
# 2026 Wyoming's Big Show Youth(4-H/FFA)/Open Horse Show

## Open Western Horsemanship (11-13)

Show Date: July 26-July 28, 2026

www.HorseShowPatterns.com

www.HorseShowPatterns.com



Be ready at A.

1. Jog from A to B.
2. Lope on the right lead to C.
3. Even with C, break to a jog and circle to the right.
4. Stop at C and back one horse length

Retire to the rail or line up at a jog.

Walk	-----
Jog	- - - - -
Extended Jog	— — — —
Lope	—————
Leg Yield	
Lead Change	— / —
Back	← u u u u
Marker	(B)
Sidepass	← — — — — →

[WH/1-20]

Pattern Provided by:

Sweetwater EventsComplex/Horse Committee

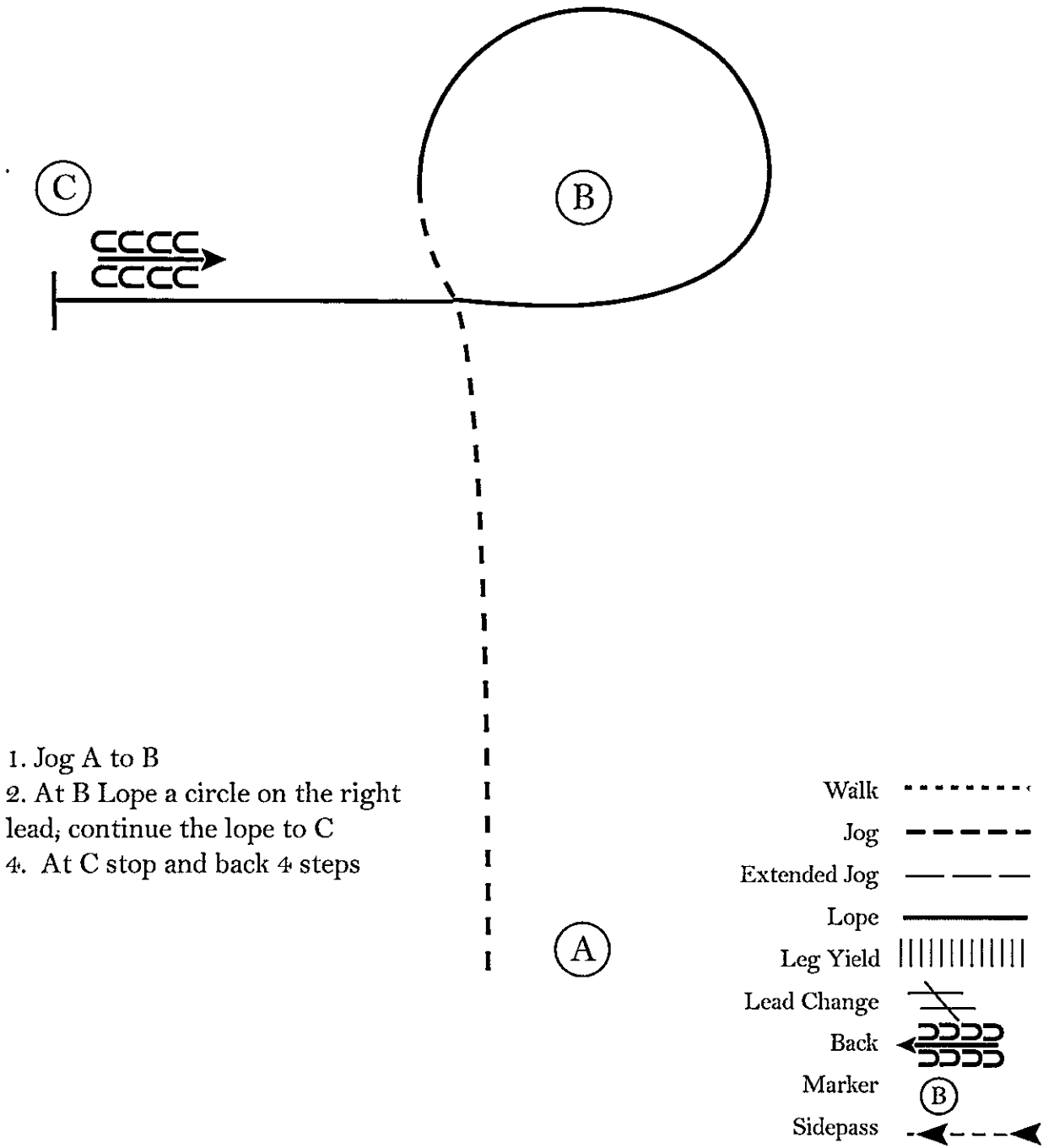
# 2026 Wyoming's Big Show Youth(4-H/FFA)/Open Horse Show

## Open Western Horsemanship (8-10)

Show Date: July 26-July 28, 2026

www.HorseShowPatterns.com

www.HorseShowPatterns.com



1. Jog A to B
2. At B Lope a circle on the right lead, continue the lope to C
4. At C stop and back 4 steps

- Walk .....|
- Jog - - - - -|
- Extended Jog - - - - -|
- Lope \_\_\_\_\_|
- Leg Yield |||||
- Lead Change / \
- Back ← C C C C
- Marker (B)
- Sidepass - - - - -|

[WH/1-7]

Pattern Provided by:

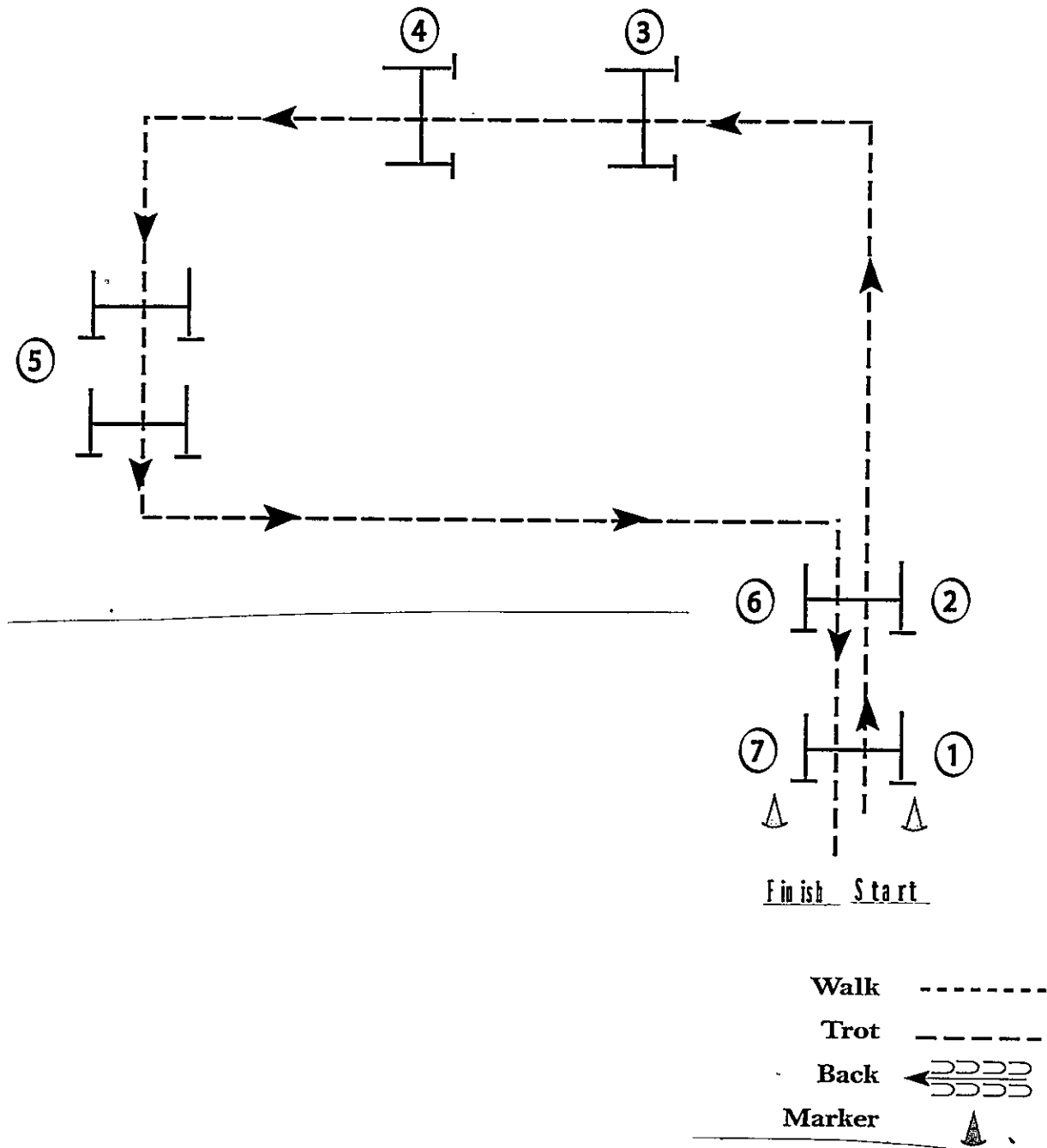
Sweetwater EventsComplex/Horse Committee

# 2026 Wyoming's Big Show

## Youth<sub>(4H/FFA)</sub>/Open Horse Show

### July 26-28, 2026

**Open/Youth Mini Jumping (Senior, 14-18, 19 & Over)**



1. Beginning at markers proceeding to 1<sup>st</sup> jump and follow pattern in numerical order

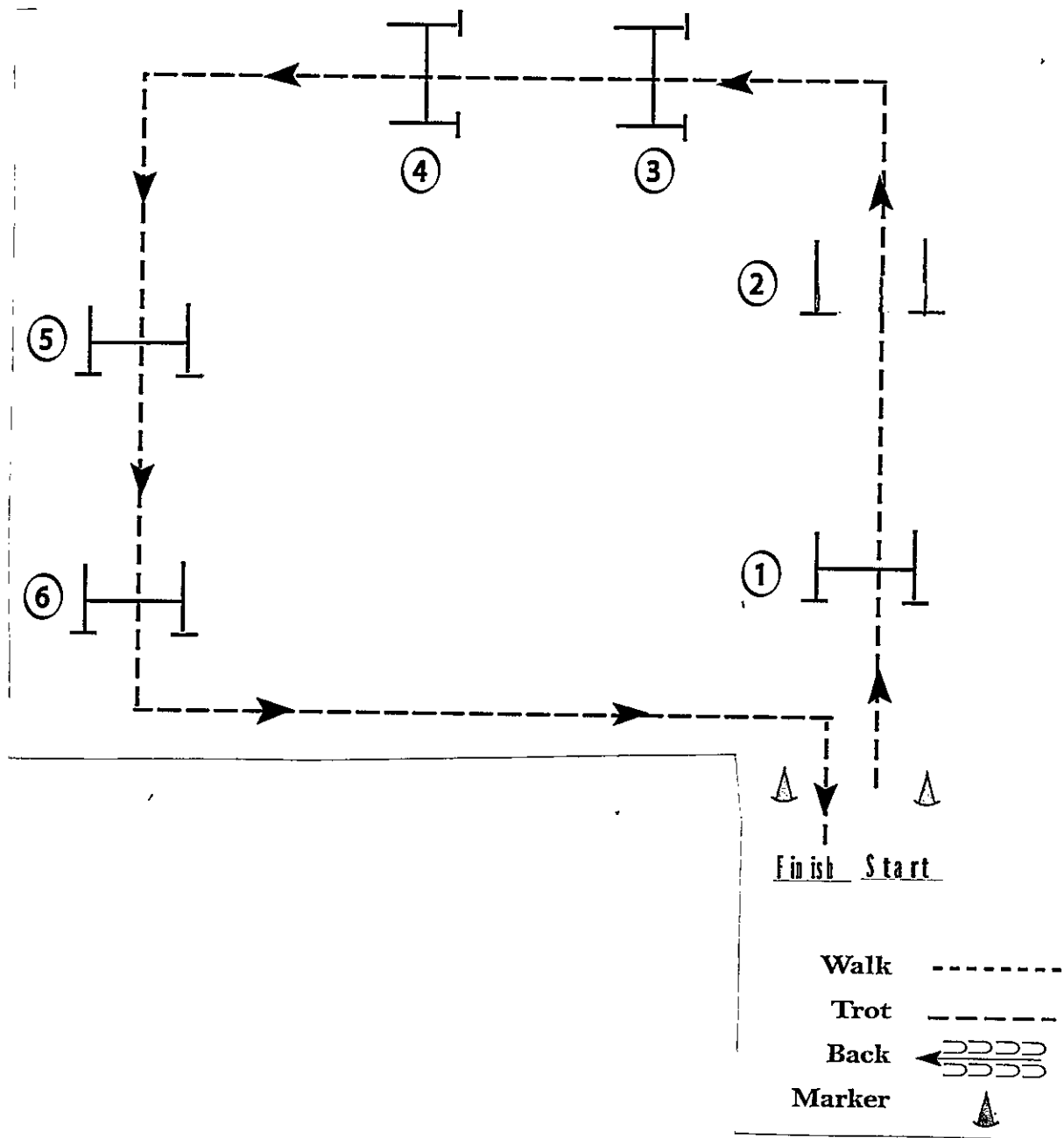
**Sweetwater Events Complex & Horse Development**

# 2026 Wyoming's Big Show

## Youth<sub>(4H/FFA)</sub>/Open Horse Show

### July 26-28, 2026

**Open/Youth Mini Jumping (Junior, 8-10, Intermediate 11-13)**



1. Beginning at markers proceeding to 1<sup>st</sup> jump and follow pattern in numerical order

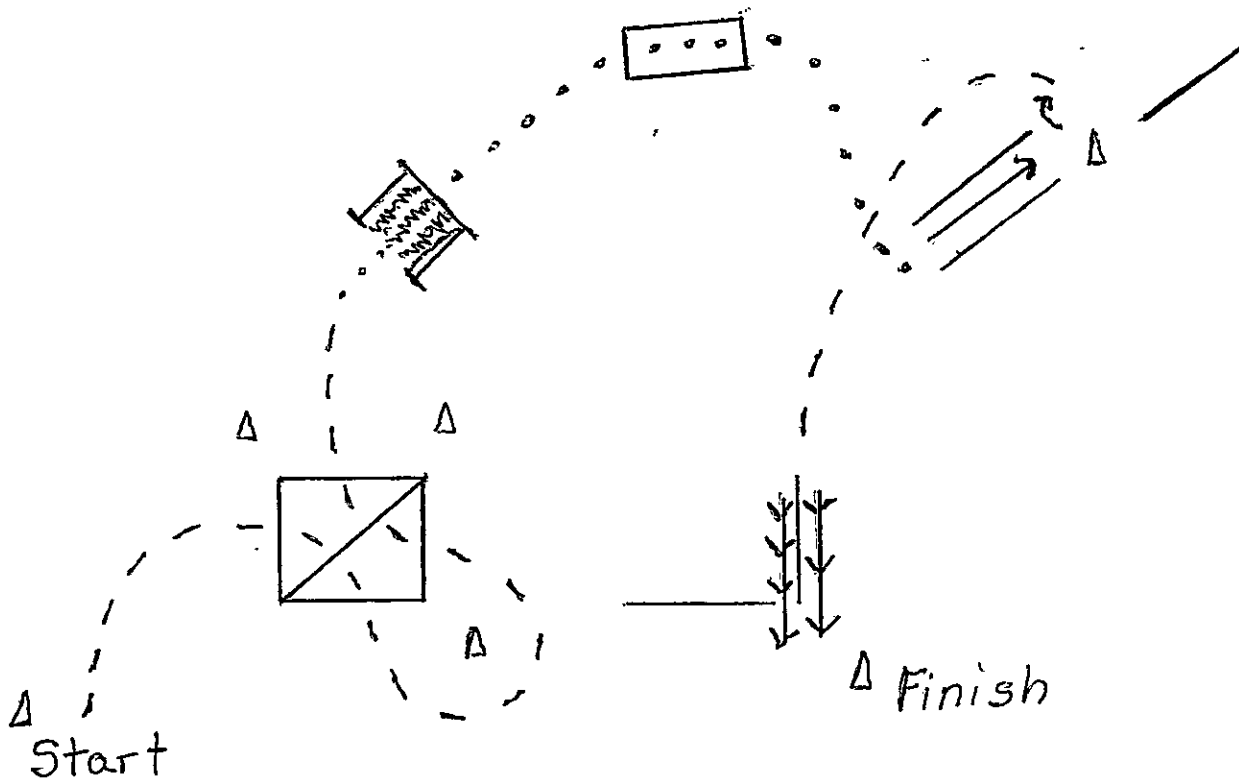
**Sweetwater Events Complex & Horse Development**

# 2026 Wyoming's Big Show

## Youth<sub>(4H/FFA)</sub>/Open Horse Show

July 26-28, 2026

Open/ Youth Mini Trail (11-13)(14-18)(Adult)



1. At Start cone, Jog thru box, around cone and back into and thru box
2. Walk through streamers
3. Walk over bridge to back thru poles
4. Back thru poles, turn ¼ turn right
5. Jog to side pass pole.
6. Side pass left entire length and out opening to Finish cone

Walk .....

Jog -----

Back →

Sidepass ←←←

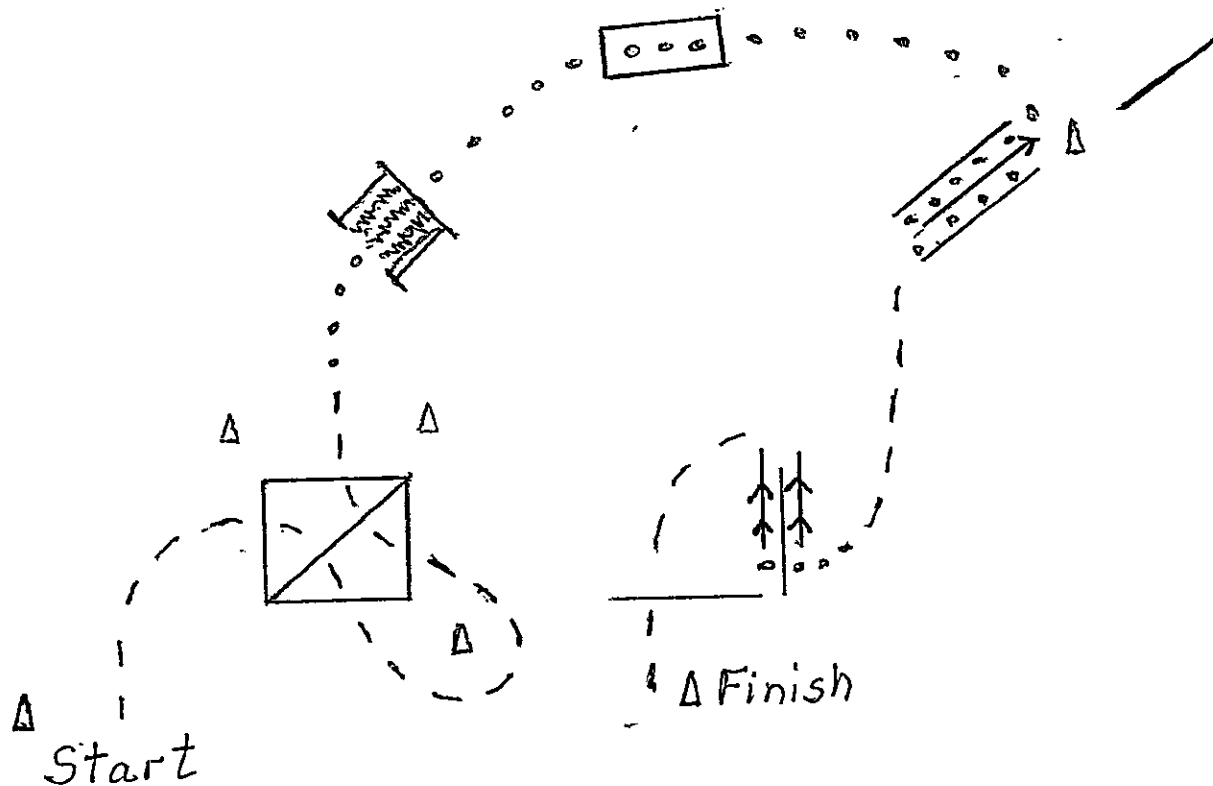
**Sweetwater Events Complex & Horse Development**

# 2026 Wyoming's Big Show

## Youth<sup>(4H/FFA)</sup>/Open Horse Show

July 26-28, 2026

Open/ Youth Mini Trail (8-10)



1. At Start cone, Jog thru box, around cone and back into and thru box
2. Walk through streamers
3. Walk over bridge and through back thru poles
4. Back out of poles, Walk back thru same poles
5. Jog to side pass pole. Walk over pole
6. Side pass right over pole
7. Jog over pole to Finish cone

Walk .....

Jog - - - - -

Back →

Sidepass ←←←  
←←←

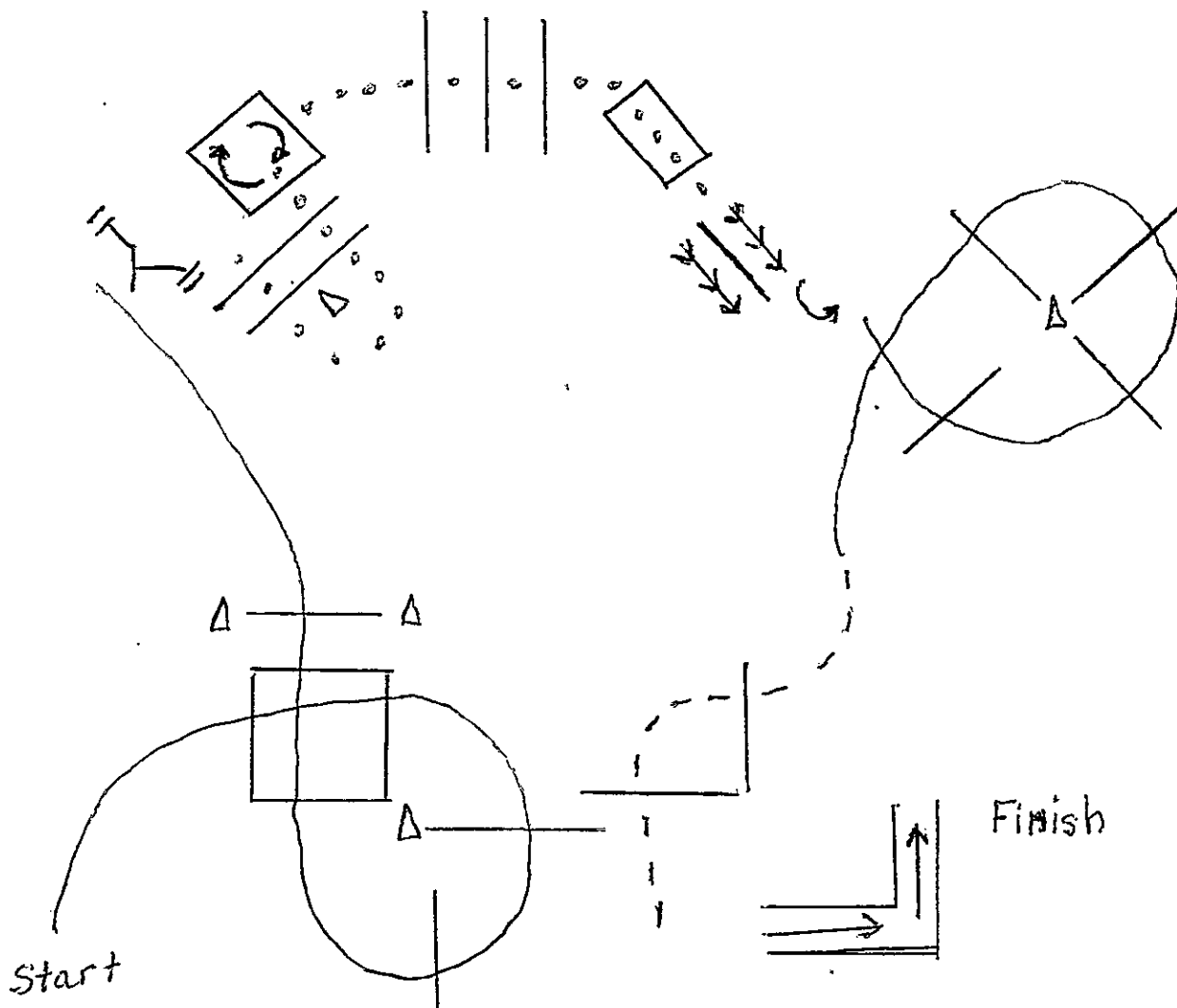
**Sweetwater Events Complex & Horse Development**

# 2026 Wyoming's Big Show

## Youth<sup>(4H/FFA)</sup>/Open Horse Show

### July 26-28, 2026

Open/ Youth \_\_\_\_\_ Trail (Senior)(14-18)(Adult)

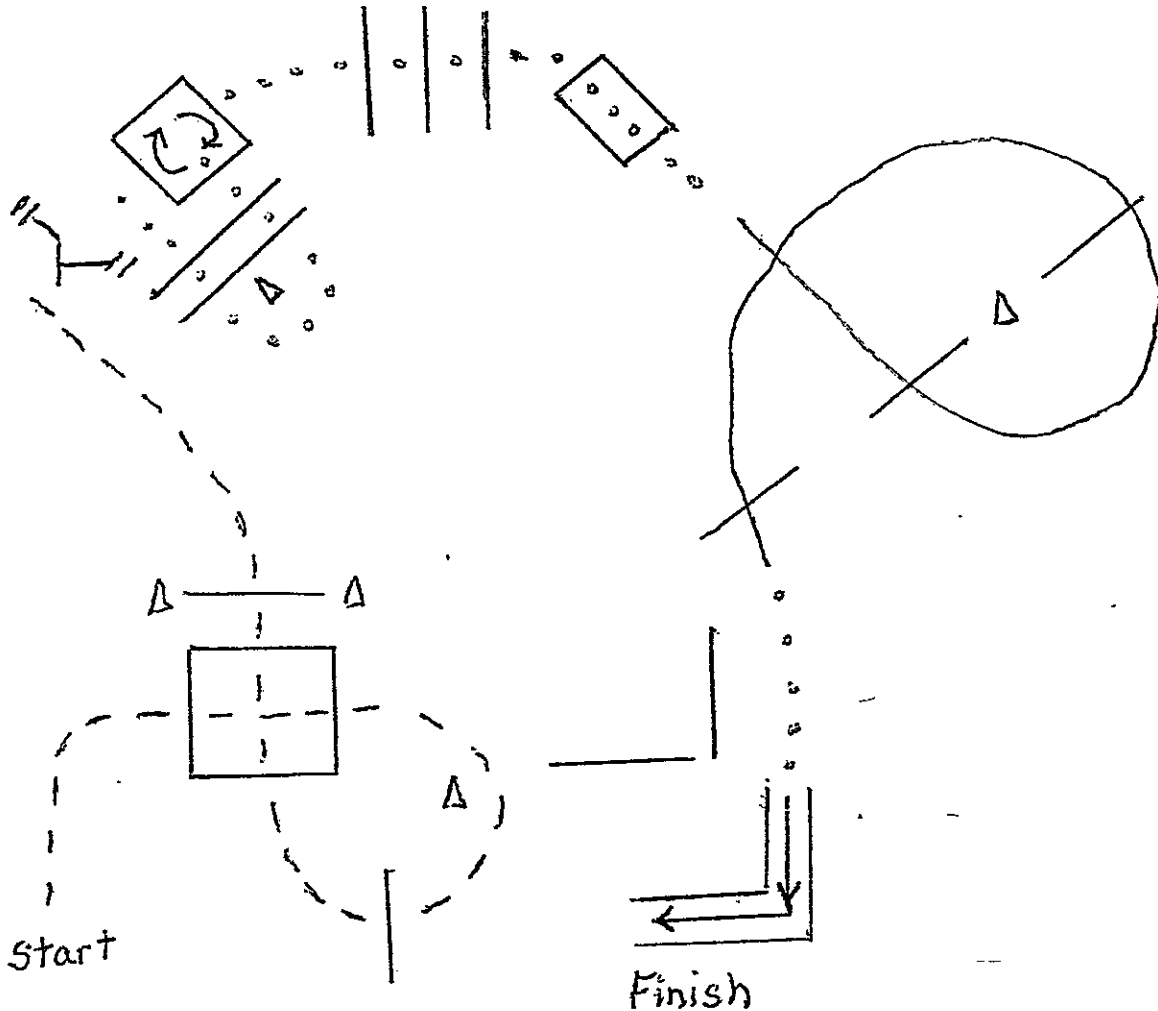


1. Lope thru box, over poles and to gate
2. Right hand push gate
3. Walk over poles and into box
4. 1 ¼ turn to the right in the box
5. Walk out of box and over poles and over bridge
6. Side pass pole to left
7. Lope over poles around cone
8. Jog over poles to "L"
9. Back thru "L" to Finish

Walk	.....
Jog	-----
Lope	_____
Back	→
Side pass	←←←←

**2026 Wyoming's Big Show**  
**Youth(4H/FFA)/Open Horse Show**  
**July 26-28, 2026**

**Open/Youth Trail (Intermediate & 11-13)**



1. Jog over poles to gate
2. Right Hand Push gate
3. Walk over poles and into box
4. 1 ¼ turn to the right in the box
5. Walk out of box and over poles and over bridge
6. Lope on the left lead over poles
7. Walk to "L"
8. Back the "L" to Finish

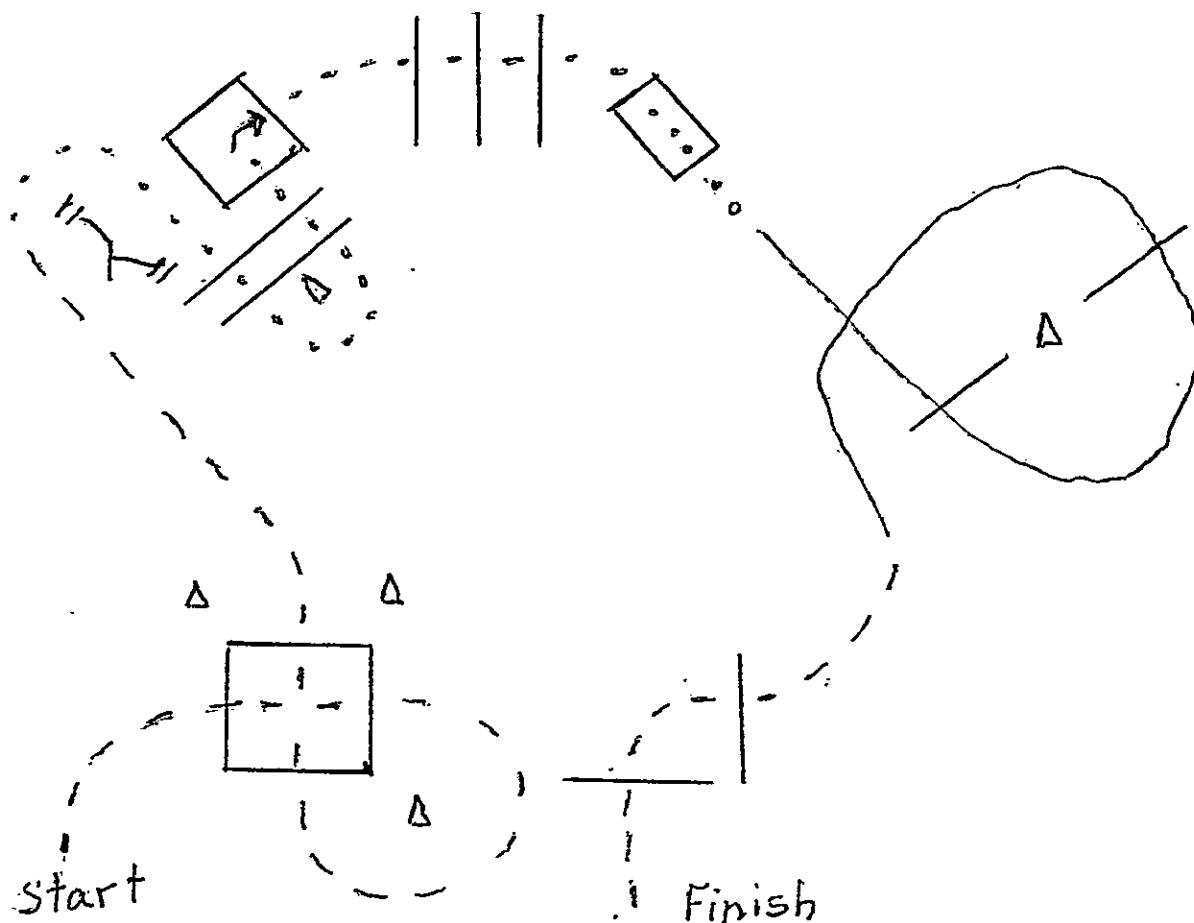
**Sweetwater Events Complex & Horse Development**

# 2026 Wyoming's Big Show

## Youth<sup>(4H/FFA)</sup>/Open Horse Show

**July 26-28, 2026**

**Trail (Junior)(8-10)**



1. Jog through the box around cone and to the gate
2. Walk around the gate, over poles and into box
3. ¼ turn to the right in the box
4. Walk over poles and bridge
5. Lope over poles and around cone
6. Jog over poles to Finish

Walk .....  
 Jog .....  
 Lope \_\_\_\_\_

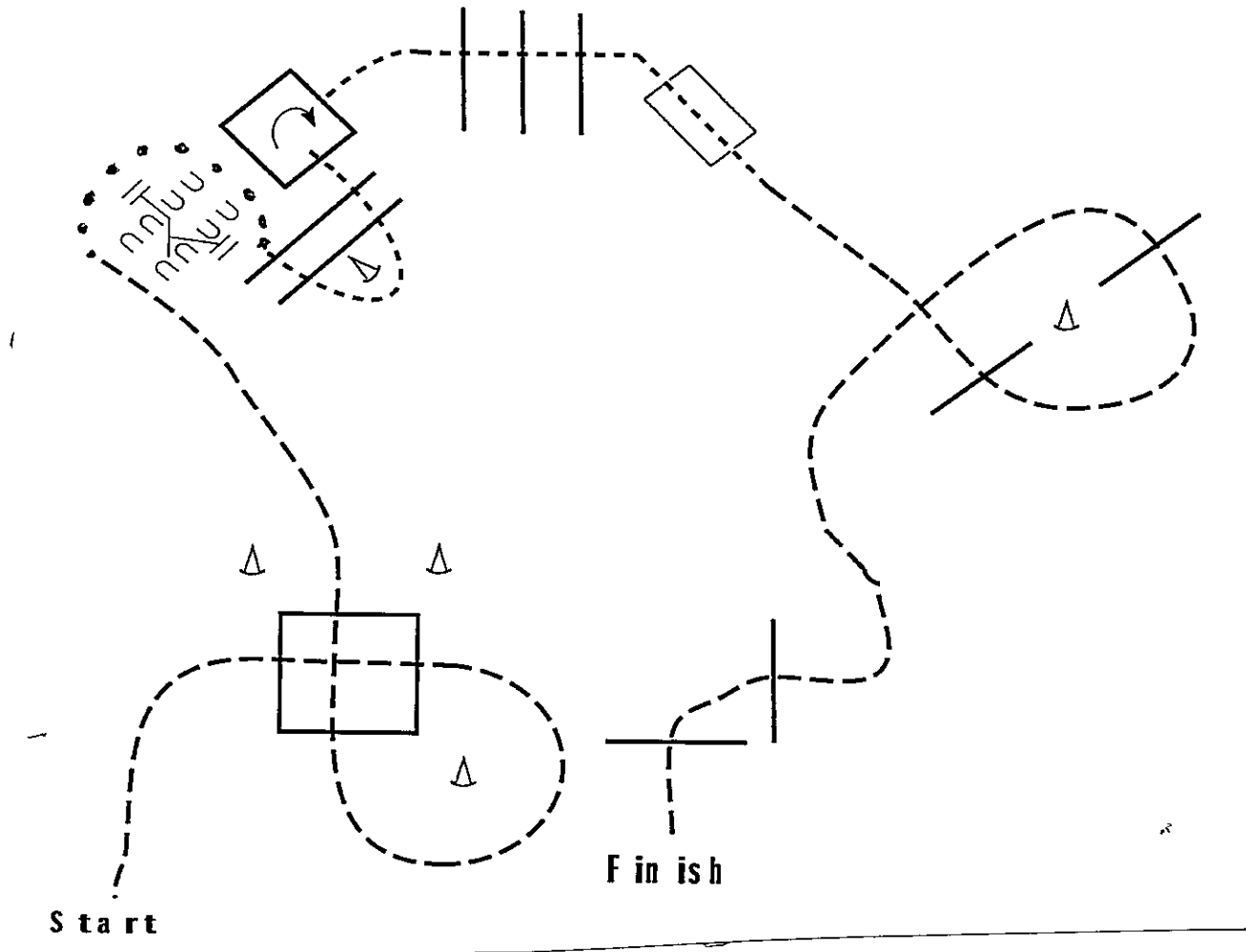
**Sweetwater Events Complex & Horse Development**

# 2026 Wyoming's Big Show

## Youth<sub>(4H/FFA)</sub>/Open Horse Show

**July 26-28, 2026**

**Trail (Walk Trot 8-10)**



1. Jog through the box to the gate
2. Walk around the gate, over poles and into box
3. ¼ turn to the right in the box
4. Walk over poles and bridge
5. Jog over poles in order shown to Finish

Walk .....  
Jog -----

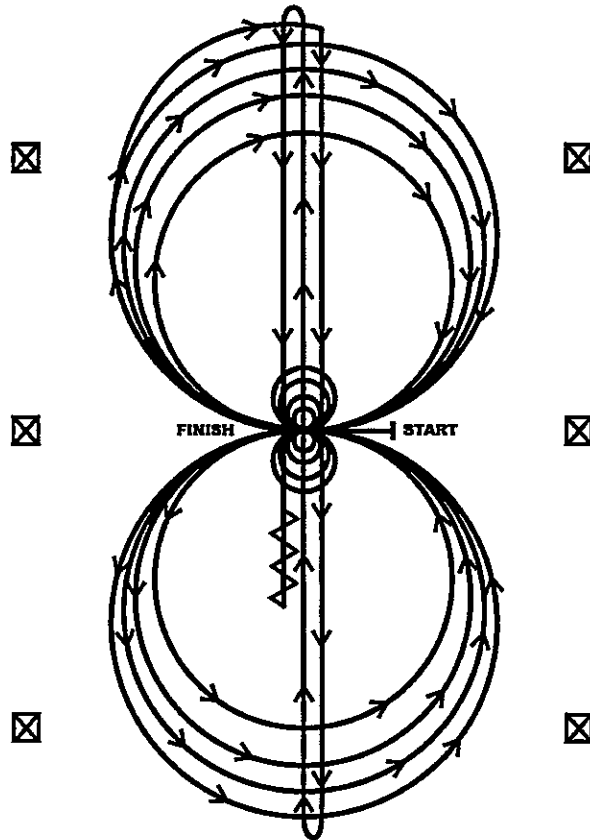
**Sweetwater Events Complex & Horse Development**

# 2026 Wyoming's Big Show Youth(4-H/FFA)/Open Horse Show

## Open Reining (Adult 19 & Over)

Show Date: July 26-July 28, 2026

### REINING PATTERN 4



Horses may walk or jog to the center of the arena. Horses must walk or stop prior to starting pattern. Beginning at the center of the arena facing the left wall or fence.

1. Beginning on the right lead, complete three circles to the right: the first two large and fast; the third circle small and slow. Stop at the center of the arena. Hesitate.
2. Complete four spins to the right. Hesitate.
3. Beginning on the left lead, complete three circles to the left: the first two circles large and fast; the third circle small and slow. Stop at the center of the arena. Hesitate.
4. Complete four spins to the left. Hesitate.
5. Beginning on the right lead, run a large fast circle to the right, change leads at the center of the arena, run a large fast circle to the left, and change leads at the center of the arena. (Figure 8)
6. Continue around previous circle to the right. At the top of the circle, run down the middle to the far end of the arena past the end marker and do a right rollback—no hesitation.
7. Run up the middle to the opposite end of the arena past the end marker and do a left rollback—no hesitation.
8. Run past the center marker and do a sliding stop. Back up to the center of the arena or at least ten feet (three meters). Hesitate to demonstrate completion of the pattern.

[R/AQHAP-4]

Pattern Provided by:

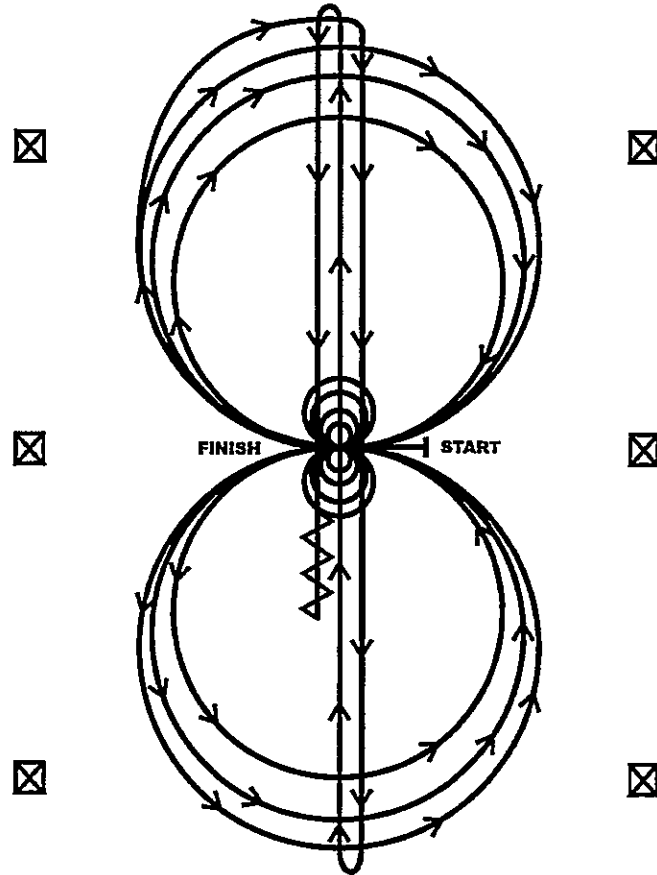
Sweetwater EventsComplex/Horse Committee

# 2026 Wyoming's Big Show Youth(4-H/FFA)/Open Horse Show

## 4-H/FFA/Open Reining (Senior or 14-18)

Show Date: July 26-July 28, 2026

### REINING PATTERN 2



Horses may walk or jog to the center of arena. Horses must walk or stop prior to starting pattern. Beginning at the center of the arena facing the left wall or fence.

1. Beginning on the right lead, complete three circles to the right: the first circle small and slow; the next two circles large and fast. Change leads at the center of the arena.
2. Complete three circles to the left: the first circle small and slow; the next two circles large and fast. Change leads at the center of the arena.
3. Continue around previous circle to the right. At the top of the circle, run down the middle to the far end of the arena past the end marker and do a right rollback—no hesitation.
4. Run up the middle to the opposite end of the arena past the end marker and do a left rollback—no hesitation.
5. Run past the center marker and do a sliding stop. Back up to the center of the arena or at least ten feet (three meters). Hesitate.
6. Complete four spins to the right. Hesitate.
7. Complete four spins to the left. Hesitate to demonstrate the completion of the pattern.

[R/AQHAP-2]

Pattern Provided by:

Sweetwater EventsComplex/Horse Committee

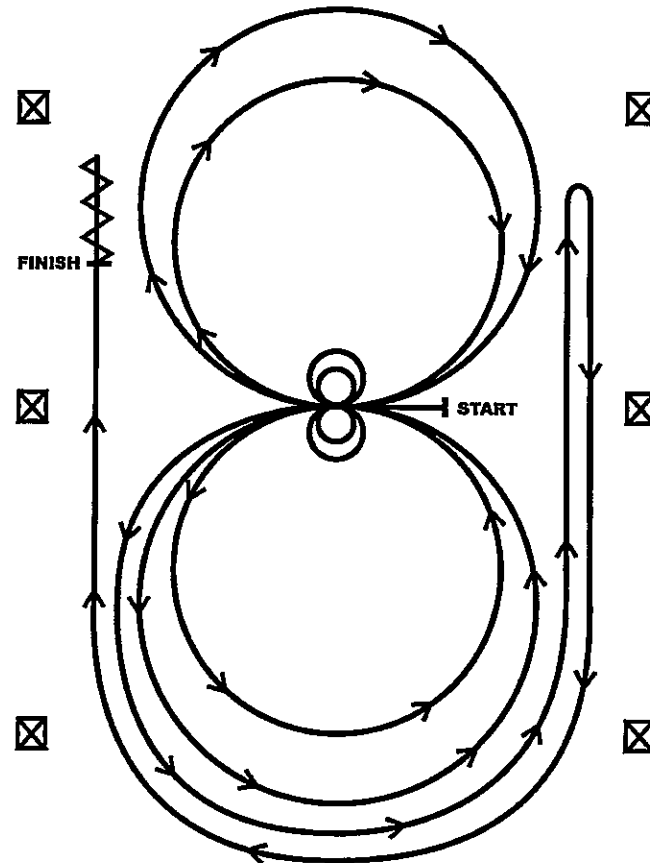
# 2026 Wyoming's Big Show Youth(4-H/FFA)/Open Horse Show

## Open/Youth (Intermediate & 11-13)

Show Date: July 26-July 28, 2026

### REINING PATTERN A

Approved only for Level I Youth & Amateur, Youth 13 & Under



Horses may walk or jog to the center of the arena. Horses must walk or stop prior to starting the pattern. Beginning at the center of the arena facing the left wall or fence.

1. Beginning on the left lead, complete two circles to the left. Stop at the center of the arena. Hesitate.
2. Complete two spins to the left. Hesitate.
3. Beginning on the right lead complete two circles to the right. Stop at the center of the arena. Hesitate.
4. Complete two spins to the right. Hesitate.
5. Beginning on the left lead, go around the end of the arena, run down the right side of the arena past center marker, stop and roll back right.
6. Continue around the end of the arena to run down the left side of the arena past the center marker. Stop. Back up. Hesitate to demonstrate completion of the pattern. See the Judges' Guide for a summary of other allowances made in the Handbook.

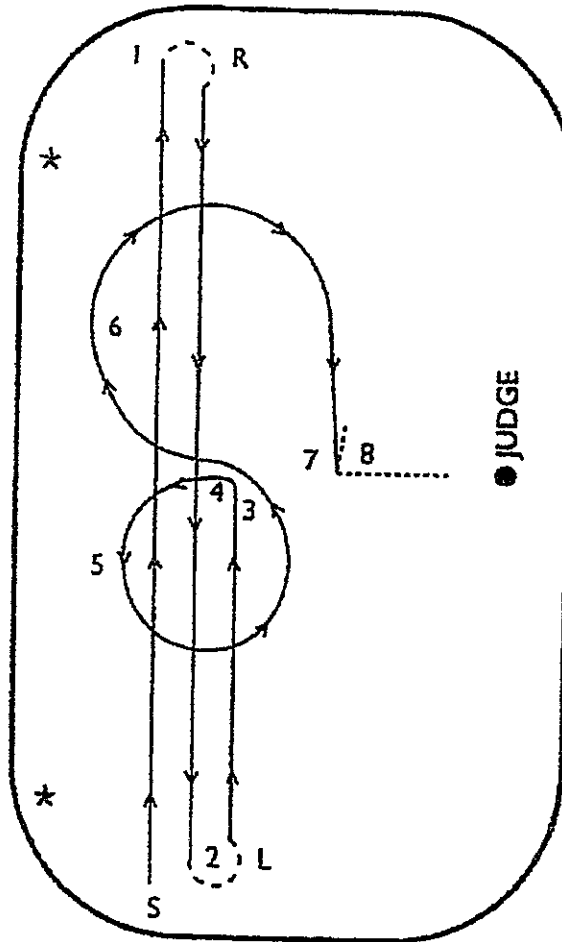
[R/AQHAP-A]

Pattern Provided by:

Sweetwater EventsComplex/Horse Committee

**2026 Wyoming's Big Show**  
**Youth(4H/FFA)/Open Horse Show**  
**July 26-28, 2026**

**Open/Youth Reining (Junior, 8-10)**



1. Start-run with speed
2. Stop-pivot to right and run with speed
3. Stop-pivot to left and run
4. Quarter turn to left
5. Begin slow circle to the left in correct lead
6. Ride circle to right with speed in correct lead
7. Sliding Stop
8. Back
9. Ride to judge for inspection  
Bridle may be dropped at a judge's discretion

**Sweetwater Events Complex & Horse Development**

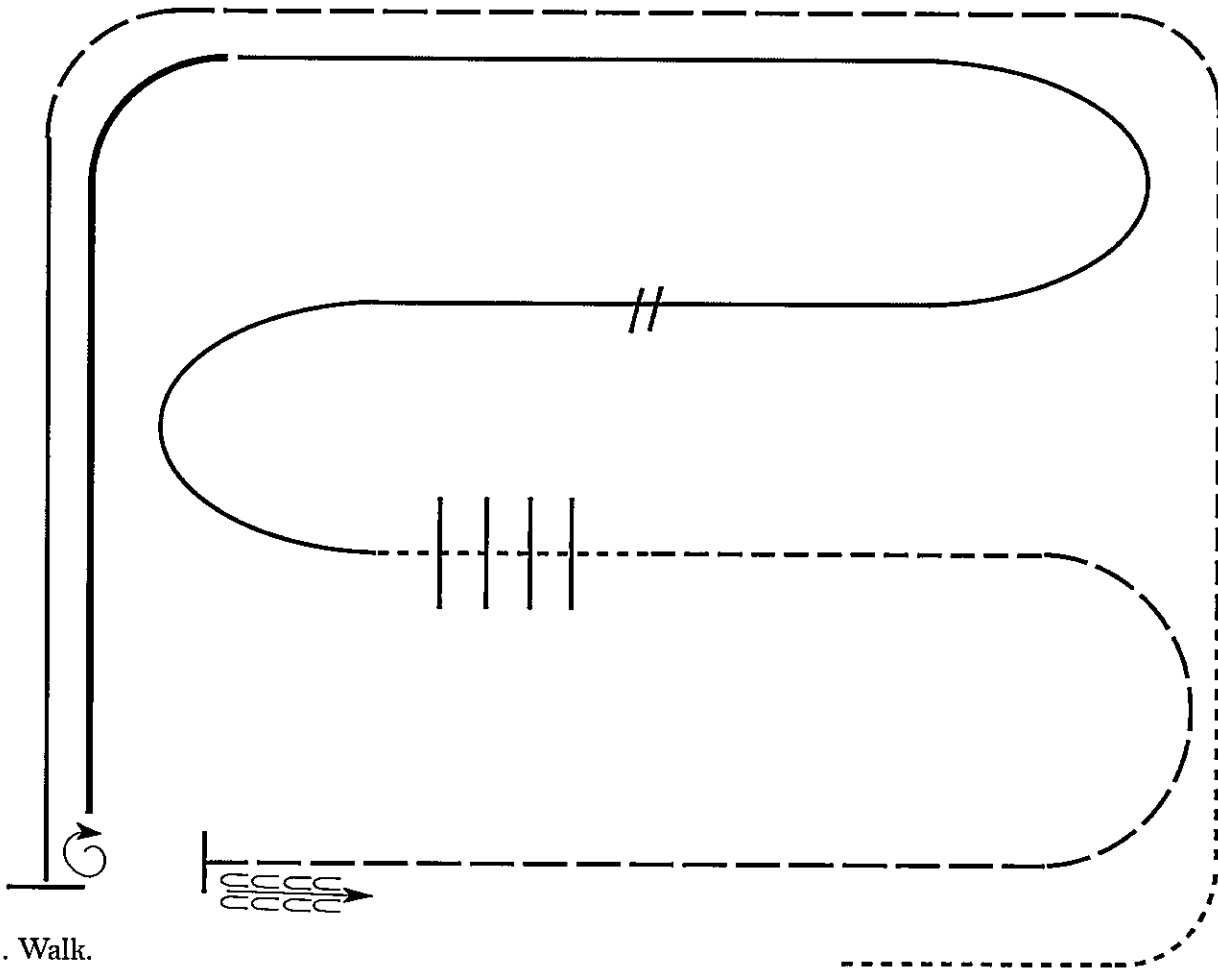
# 2026 Wyomings Big Show Youth(4-H/FFA)/Open Horse Show

## 4-H/FFA/Open Ranch Riding (All Ages)

Show Date: July 26-July 28, 2026

w w w . H o r s e S h o w P a t t e r n s . c o m

w w w . H o r s e S h o w P a t t e r n s . c o m



1. Walk.
2. Trot
3. Extended trot.
4. Left lead lope
5. Stop, 1 1/2 turn right
6. Extended lope
7. Collect to working lope-right lead
8. Change leads (simple or flying)
9. Walk
10. Walk over logs
11. Trot
12. Extended trot
13. Stop and back

Walk	-----
Jog	- - - - -
Extended Jog	-----
Lope	-----
Lead Change	
Back	←←←←←
Marker	Ⓚ

[RR/2]

Pattern Provided by:

Sweetwater EventsComplex/Horse Committee

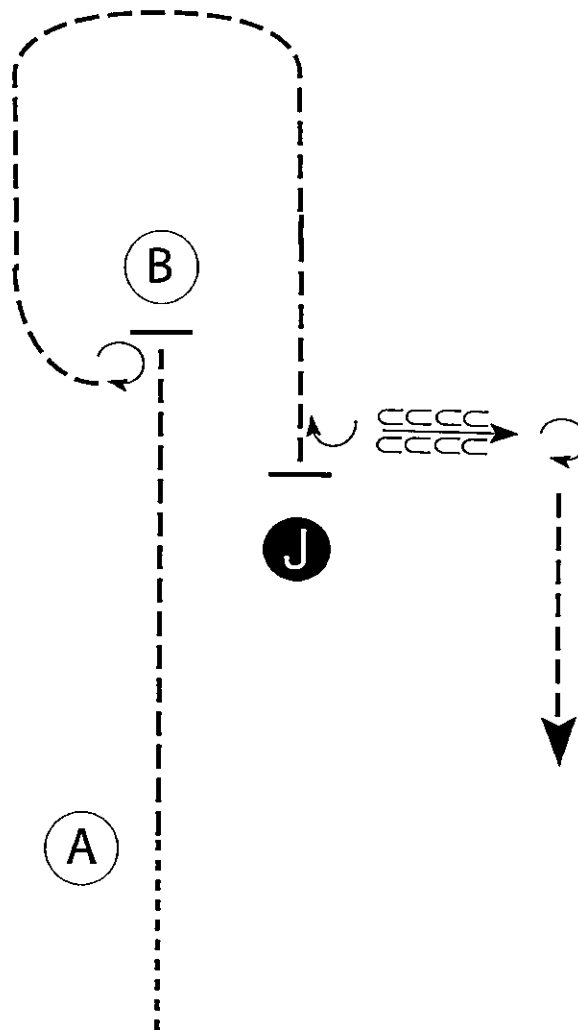
# 2026 Wyomings Big Show Youth(4-H/FFA)/Open Horse Show

## Open Mini Showmanship (14-18 & Adult)

Show Date: July 26-July 28, 2026

w w w . H o r s e S h o w P a t t e r n s . c o m

w w w . H o r s e S h o w P a t t e r n s . c o m



Be ready before A.

1. Walk to A.
2. At A, begin trot and continue to B.
3. At B, stop. Execute a 270 degree turn.
4. Trot around B to Judge. Stop. Set up for inspection.
5. When excused execute a 90 degree turn. Back.
6. Execute a 270 degree turn and trot away.
7. Exit at a trot.

Walk -----  
 Trot - - - - -  
 Back ← |||||  
 Marker (B)  
 Judge (J)

Follow the instructions of your ring steward.

[MHP/S-9]

Pattern Provided by:

Sweetwater EventsComplex/Horse Committee

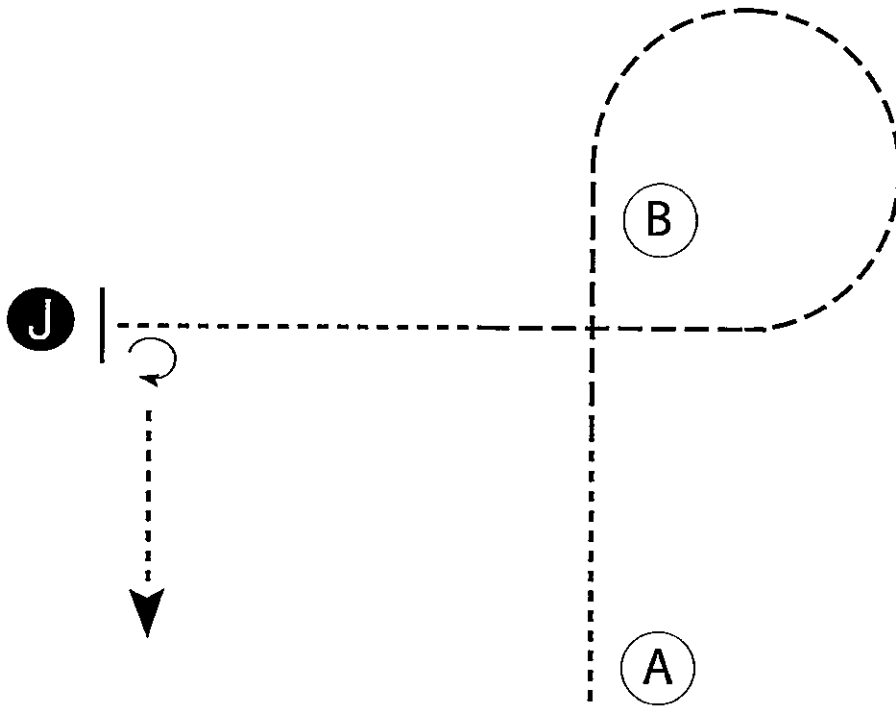
# 2026 Wyoming's Big Show Youth(4-H/FFA)/Open Horse Show

## Open Mini Showmanship (11-13)

Show Date: July 26-July 28, 2026

w w w . H o r s e S h o w P a t t e r n s . c o m

w w w . H o r s e S h o w P a t t e r n s . c o m



Be ready at A.

1. Walk halfway to B.
2. Trot to and around B as shown.
3. When just past B, walk to Judge and set up for inspection.
4. When dismissed, perform a 270 degree turn and trot away.

Follow the instructions of your ring steward.

Walk	-----
Trot	- - - - -
Back	←
Marker	⊙ B
Judge	● J

[MHP/S-4]

Pattern Provided by:

Sweetwater Events Complex/Horse Committee

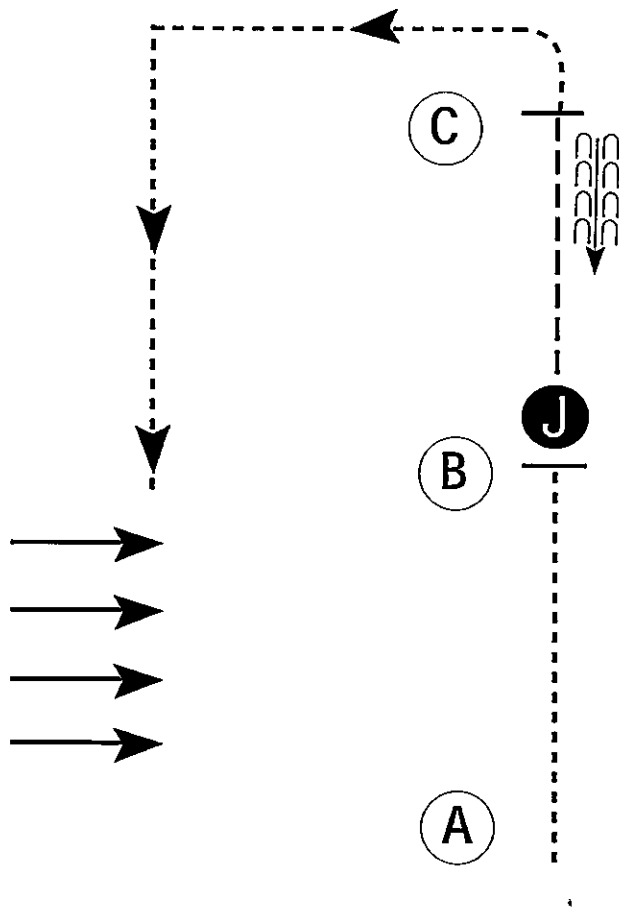
# 2026 Wyoming's Big Show Youth(4-H/FFA)/Open Horse Show

## Open Mini Showmanship (8-10)

Show Date: July 26-July 28, 2026

W W W . H O R S E S H O W P A T T E R N S . C O M

W W W . H O R S E S H O W P A T T E R N S . C O M



Be ready at A.

1. Walk to the judge.
2. Stop and set up.
3. When dismissed, trot to C.
4. Stop and back 3 steps.
5. Walk to line up and set up.

Walk	-----
Trot	- - - - -
Back	←
Marker	(B)
Judge	(J)

[MHP/S-10]

Pattern Provided by:

Sweetwater EventsComplex/Horse Committee